


How do I use this document?





View and navigate PDFs

Do any of the following:

- To enlarge or reduce the page, use the zoom, magnification, and fit options in the toolbar at the top of the window.



Zoom, magnification, and fit options in toolbar

- To go to a specific page number, enter it to the right of the Show Previous  and Show Next  buttons in the toolbar (A).
- To navigate visually, click the Page Thumbnails icon  at the upper left of the window (B).
- To jump to areas of interest, click the Bookmarks icon  at the upper left of the window (C).

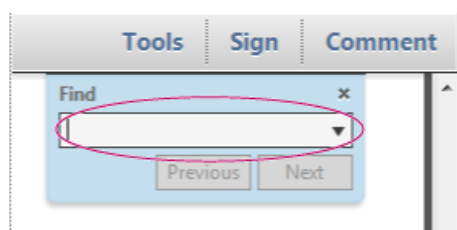


Quickly navigate with the above options

Find information in a PDF

To search page content, do either of the following:

- Right-click the document, and choose Find from the pop-up menu. In the upper right of the window, enter your search term, and click the arrows to navigate to each instance.



To display the search box, right-click the document, and choose Find.

- To perform a more complex search for whole words, phrases, comments, and other options, choose Edit > Advanced Search (Shift+Ctrl/Command+F). Search appears as a separate window that you can move, resize, minimize, or arrange partially or completely behind the PDF window.

Report of Organizational Actions Affecting Basis of Securities

▶ See separate instructions.

Part I Reporting Issuer

1 Issuer's name		2 Issuer's employer identification number (EIN)	
SEE APPENDIX A		SEE APPENDIX A	
3 Name of contact for additional information	4 Telephone No. of contact	5 Email address of contact	
BNY MELLON, TRUSTEE	800-813-3074	BNYM.UIT.ETF.Tax@bnymellon.com	
6 Number and street (or P.O. box if mail is not delivered to street address) of contact		7 City, town, or post office, state, and Zip code of contact	
P.O. BOX 455		EAST SYRACUSE, NY 13057	
8 Date of action		9 Classification and description	
SEE APPENDIX A		RETURN OF CAPITAL	
10 CUSIP number	11 Serial number(s)	12 Ticker symbol	13 Account number(s)
SEE APPENDIX A	N/A	SEE APPENDIX A	N/A

Part II Organizational Action Attach additional statements if needed. See back of form for additional questions.

14 Describe the organizational action and, if applicable, the date of the action or the date against which shareholders' ownership is measured for the action ▶ DURING THE YEAR ENDED DECEMBER 31, 2011, THE ISSUER DISTRIBUTED AMOUNTS TO ITS UNITHOLDERS, A PORTION OR ALL OF WHICH CONSTITUTED A RETURN OF CAPITAL. SEE APPENDIX A FOR A COMPLETE LIST OF DISTRIBUTIONS AND RETURN OF CAPITAL AMOUNTS.

15 Describe the quantitative effect of the organizational action on the basis of the security in the hands of a U.S. taxpayer as an adjustment per share or as a percentage of old basis ▶ APPENDIX A PROVIDES THE TOTAL DISTRIBUTIONS PER UNIT, AS WELL AS THE RETURN OF CAPITAL PER UNIT, ON A DISTRIBUTION BY DISTRIBUTION BASIS. THE RETURN OF CAPITAL REPORTED SHOULD REDUCE THE TAXPAYER'S ADJUSTED BASIS OF EACH UNIT HELD ON THE DATE OF THE DISTRIBUTION.

16 Describe the calculation of the change in basis and the data that supports the calculation, such as the market values of securities and the valuation dates ▶ AN ANALYSIS OF THE ISSUER'S CURRENT AND ACCUMULATED EARNINGS AND PROFITS WAS PERFORMED IN ORDER TO DETERMINE THE PORTION OF THE DISTRIBUTION THAT CONSTITUTED A DIVIDEND AND THE PORTION THAT CONSTITUTED A RETURN OF CAPITAL.

Part II Organizational Action (continued)

17 List the applicable Internal Revenue Code section(s) and subsection(s) upon which the tax treatment is based ▶ _____
I.R.C. SECTION 301(c)(2)

18 Can any resulting loss be recognized? ▶ THE RETURN OF CAPITAL REPORTED SHOULD REDUCE THE ADJUSTED BASIS OF EACH UNIT HELD ON THE DATE OF THE DISTRIBUTION. UPON THE DISPOSITION OF ALL OR A PORTION OF THE UNITS, THE TAXPAYER SHOULD RECOGNIZE GREATER GAIN/LESS LOSS.

19 Provide any other information necessary to implement the adjustment, such as the reportable tax year ▶ _____
THE REPORTABLE TAX YEAR OF THE DISTRIBUTIONS IS 2011.

Sign Here Under penalties of perjury, I declare that I have examined this return, including accompanying schedules and statements, and to the best of my knowledge and belief, it is true, correct, and complete. Declaration of preparer (other than officer) is based on all information of which preparer has any knowledge.

Signature ▶ _____ Date ▶ _____

Print your name ▶ EXECUTED COPY AVAILABLE AT ADDRESS ABOVE Title ▶ _____

Paid Preparer Use Only	Print/Type preparer's name	Preparer's signature	Date	Check <input type="checkbox"/> if self-employed	PTIN
	Firm's name ▶				Firm's EIN ▶
	Firm's address ▶				Phone no.

COHEN & STEERS MASTER INC PORT SERIES 10 VEOT 638	11-3797667	921163192	921163200	921163218	921163226		MSTR10	10/10/2011	0.0424	0.0090
COHEN & STEERS MASTER INC PORT SERIES 10 VEOT 638	11-3797667	921163192	921163200	921163218	921163226		MSTR10	11/10/2011	0.0424	0.0090
COHEN & STEERS MASTER INC PORT SERIES 10 VEOT 638	11-3797667	921163192	921163200	921163218	921163226		MSTR10	12/10/2011	0.0424	0.0090
C & S GLOBAL REAL ESTATE PORT 2007-1 VEOT 640	11-3797679	921163317	921163325	921163333	921163341		CSGR71	2/10/2011	0.0213	0.0033
C & S GLOBAL REAL ESTATE PORT 2007-1 VEOT 640	11-3797679	921163317	921163325	921163333	921163341		CSGR71	4/10/2011	0.0500	0.0500
C & S GLOBAL REAL ESTATE PORT 2007-1 VEOT 640	11-3797679	921163317	921163325	921163333	921163341		CSGR71	5/10/2011	0.0431	0.0067
C & S GLOBAL REAL ESTATE PORT 2007-1 VEOT 640	11-3797679	921163317	921163325	921163333	921163341		CSGR71	6/10/2011	0.1671	0.1671
C & S GLOBAL REAL ESTATE PORT 2007-1 VEOT 640	11-3797679	921163317	921163325	921163333	921163341		CSGR71	8/10/2011	0.0632	0.0099
C & S GLOBAL REAL ESTATE PORT 2007-1 VEOT 640	11-3797679	921163317	921163325	921163333	921163341		CSGR71	11/10/2011	0.0599	0.0094
PREFERRED SECURITIES PORT SERIES 14 VEOT 640	11-3797676	921163358	921163366	921163374	921163382		PRFD14	1/10/2011	0.0435	0.0021
PREFERRED SECURITIES PORT SERIES 14 VEOT 640	11-3797676	921163358	921163366	921163374	921163382		PRFD14	2/10/2011	0.0435	0.0021
PREFERRED SECURITIES PORT SERIES 14 VEOT 640	11-3797676	921163358	921163366	921163374	921163382		PRFD14	3/10/2011	0.0435	0.0021
PREFERRED SECURITIES PORT SERIES 14 VEOT 640	11-3797676	921163358	921163366	921163374	921163382		PRFD14	4/10/2011	0.0434	0.0021
PREFERRED SECURITIES PORT SERIES 14 VEOT 640	11-3797676	921163358	921163366	921163374	921163382		PRFD14	5/10/2011	0.0411	0.0020
PREFERRED SECURITIES PORT SERIES 14 VEOT 640	11-3797676	921163358	921163366	921163374	921163382		PRFD14	5/10/2011	0.2864	0.2864
PREFERRED SECURITIES PORT SERIES 14 VEOT 640	11-3797676	921163358	921163366	921163374	921163382		PRFD14	6/10/2011	0.0411	0.0020
PREFERRED SECURITIES PORT SERIES 14 VEOT 640	11-3797676	921163358	921163366	921163374	921163382		PRFD14	6/10/2011	0.1049	0.1049
PREFERRED SECURITIES PORT SERIES 14 VEOT 640	11-3797676	921163358	921163366	921163374	921163382		PRFD14	7/10/2011	0.0393	0.0019
PREFERRED SECURITIES PORT SERIES 14 VEOT 640	11-3797676	921163358	921163366	921163374	921163382		PRFD14	7/10/2011	0.0446	0.0446
PREFERRED SECURITIES PORT SERIES 14 VEOT 640	11-3797676	921163358	921163366	921163374	921163382		PRFD14	8/10/2011	0.0393	0.0019
PREFERRED SECURITIES PORT SERIES 14 VEOT 640	11-3797676	921163358	921163366	921163374	921163382		PRFD14	8/10/2011	0.3473	0.3473
PREFERRED SECURITIES PORT SERIES 14 VEOT 640	11-3797676	921163358	921163366	921163374	921163382		PRFD14	9/10/2011	0.0393	0.0019
PREFERRED SECURITIES PORT SERIES 14 VEOT 640	11-3797676	921163358	921163366	921163374	921163382		PRFD14	9/10/2011	0.1750	0.1750
PREFERRED SECURITIES PORT SERIES 14 VEOT 640	11-3797676	921163358	921163366	921163374	921163382		PRFD14	10/10/2011	0.0363	0.0018
PREFERRED SECURITIES PORT SERIES 14 VEOT 640	11-3797676	921163358	921163366	921163374	921163382		PRFD14	10/10/2011	0.1071	0.1071
PREFERRED SECURITIES PORT SERIES 14 VEOT 640	11-3797676	921163358	921163366	921163374	921163382		PRFD14	11/10/2011	0.0363	0.0018
PREFERRED SECURITIES PORT SERIES 14 VEOT 640	11-3797676	921163358	921163366	921163374	921163382		PRFD14	12/10/2011	0.0363	0.0018
PREFERRED SECURITIES PORT SERIES 14 VEOT 640	11-3797676	921163358	921163366	921163374	921163382		PRFD14	12/10/2011	0.2014	0.2014
VARIABLE & FIXED RATE SHORT TERM CORPORATE TRUST SERIES 1	27-0310054	922161104	922161112				FLTG1	4/10/2011	18.5700	17.8773
VARIABLE & FIXED RATE SHORT TERM CORPORATE TRUST SERIES 1	27-0310054	922161104	922161112				FLTG1	6/10/2011	8.4700	8.1541
VARIABLE & FIXED RATE SHORT TERM CORPORATE TRUST SERIES 1	27-0310054	922161104	922161112				FLTG1	8/10/2011	64.5700	62.1615
VARIABLE & FIXED RATE SHORT TERM CORPORATE TRUST SERIES 1	27-0310054	922161104	922161112				FLTG1	12/10/2011	78.5600	75.6297
VARIABLE & FIXED RATE SHORT TERM CORPORATE TRUST SERIES 2	27-0408046	922161120	922161138				FLTG2	4/10/2011	71.3100	69.6057
VARIABLE & FIXED RATE SHORT TERM CORPORATE TRUST SERIES 2	27-0408046	922161120	922161138				FLTG2	7/10/2011	29.8000	29.0878
VARIABLE & FIXED RATE SHORT TERM CORPORATE TRUST SERIES 2	27-0408046	922161120	922161138				FLTG2	8/10/2011	111.9000	109.2256
VARIABLE & FIXED RATE SHORT TERM CORPORATE TRUST SERIES 2	27-0408046	922161120	922161138				FLTG2	12/10/2011	78.6000	76.7215
STRATEGIC HIGH 50/Q-50 DIV GROWTH PORT SER 2011-4Q ADT 710	45-3476945	00770E107	00770E115	00770E123	00770E131		Q50H114Q	12/19/2011	0.0159	0.0116
SMART TRUST, VALUE ARCHITECTS DISCIPLINED CORE PORTFOLIO TRUST, 2011 SERIES	45-1779424	83173E106	83173E114	83173E122	83173E130		SMTR11D	6/15/2011	0.0313	0.0011
SMART TRUST, VALUE ARCHITECTS DISCIPLINED CORE PORTFOLIO TRUST, 2011 SERIES	45-1779424	83173E106	83173E114	83173E122	83173E130		SMTR11D	7/15/2011	0.0304	0.0011
SMART TRUST, VALUE ARCHITECTS DISCIPLINED CORE PORTFOLIO TRUST, 2011 SERIES	45-1779424	83173E106	83173E114	83173E122	83173E130		SMTR11D	8/15/2011	0.0337	0.0012
SMART TRUST, VALUE ARCHITECTS DISCIPLINED CORE PORTFOLIO TRUST, 2011 SERIES	45-1779424	83173E106	83173E114	83173E122	83173E130		SMTR11D	9/15/2011	0.0281	0.0010
SMART TRUST, VALUE ARCHITECTS DISCIPLINED CORE PORTFOLIO TRUST, 2011 SERIES	45-1779424	83173E106	83173E114	83173E122	83173E130		SMTR11D	10/15/2011	0.0309	0.0011
SMART TRUST, VALUE ARCHITECTS DISCIPLINED CORE PORTFOLIO TRUST, 2011 SERIES	45-1779424	83173E106	83173E114	83173E122	83173E130		SMTR11D	11/15/2011	0.0374	0.0014
SMART TRUST, VALUE ARCHITECTS DISCIPLINED CORE PORTFOLIO TRUST, 2011 SERIES	45-1779424	83173E106	83173E114	83173E122	83173E130		SMTR11D	12/15/2011	0.0283	0.0010
SMART TRUST, VALUE ARCHITECTS DISCIPLINED CORE PORTFOLIO TRUST, 2011 SERIES	45-1779424	83173E106	83173E114	83173E122	83173E130		SMTR11D	12/30/2011	0.0126	0.0005
INSURED INCOME TRUST SERIES 147	11-3797680	92116E107	92116E206				VIIT147	12/19/2011	0.2000	0.0102
INVESTMENT GRADE INCOME TRUST 10-20 YEAR SERIES 1	45-0638746	46136E109	46136E117				IGLM1	5/10/2011	5.6400	2.0112
INVESTMENT GRADE INCOME TRUST 10-20 YEAR SERIES 1	45-0638746	46136E109	46136E117				IGLM1	6/10/2011	4.8300	1.7224
INVESTMENT GRADE INCOME TRUST 10-20 YEAR SERIES 1	45-0638746	46136E109	46136E117				IGLM1	7/10/2011	4.8400	1.7259
INVESTMENT GRADE INCOME TRUST 10-20 YEAR SERIES 1	45-0638746	46136E109	46136E117				IGLM1	8/10/2011	4.8400	1.7259
INVESTMENT GRADE INCOME TRUST 10-20 YEAR SERIES 1	45-0638746	46136E109	46136E117				IGLM1	9/10/2011	4.8300	1.7224
INVESTMENT GRADE INCOME TRUST 10-20 YEAR SERIES 1	45-0638746	46136E109	46136E117				IGLM1	10/10/2011	4.8400	1.7259
INVESTMENT GRADE INCOME TRUST 10-20 YEAR SERIES 1	45-0638746	46136E109	46136E117				IGLM1	11/10/2011	4.8400	1.7259
INVESTMENT GRADE INCOME TRUST 10-20 YEAR SERIES 1	45-0638746	46136E109	46136E117				IGLM1	12/10/2011	4.8400	1.7259
INVESTMENT GRADE INCOME TRUST 10-20 YEAR SERIES 2	45-1622342	46136E125	46136E133				IGLM2	5/10/2011	3.2100	1.1630
INVESTMENT GRADE INCOME TRUST 10-20 YEAR SERIES 2	45-1622342	46136E125	46136E133				IGLM2	6/10/2011	4.8300	1.7499
INVESTMENT GRADE INCOME TRUST 10-20 YEAR SERIES 2	45-1622342	46136E125	46136E133				IGLM2	7/10/2011	4.8300	1.7499
INVESTMENT GRADE INCOME TRUST 10-20 YEAR SERIES 2	45-1622342	46136E125	46136E133				IGLM2	8/10/2011	4.8300	1.7499
INVESTMENT GRADE INCOME TRUST 10-20 YEAR SERIES 2	45-1622342	46136E125	46136E133				IGLM2	9/10/2011	4.8300	1.7499
INVESTMENT GRADE INCOME TRUST 10-20 YEAR SERIES 2	45-1622342	46136E125	46136E133				IGLM2	10/10/2011	4.8400	1.7535
INVESTMENT GRADE INCOME TRUST 10-20 YEAR SERIES 2	45-1622342	46136E125	46136E133				IGLM2	11/10/2011	4.8300	1.7499
INVESTMENT GRADE INCOME TRUST 10-20 YEAR SERIES 2	45-1622342	46136E125	46136E133				IGLM2	12/10/2011	4.8500	1.7572

INVESTMENT GRADE INCOME TRUST 10-20 YEAR SERIES 3	45-2150813	46136E141	46136E158					IGLM3	6/10/2011	2.5700	1.2570
INVESTMENT GRADE INCOME TRUST 10-20 YEAR SERIES 3	45-2150813	46136E141	46136E158					IGLM3	7/10/2011	4.5300	2.2156
INVESTMENT GRADE INCOME TRUST 10-20 YEAR SERIES 3	45-2150813	46136E141	46136E158					IGLM3	8/10/2011	4.5400	2.2205
INVESTMENT GRADE INCOME TRUST 10-20 YEAR SERIES 3	45-2150813	46136E141	46136E158					IGLM3	9/10/2011	4.5400	2.2205
INVESTMENT GRADE INCOME TRUST 10-20 YEAR SERIES 3	45-2150813	46136E141	46136E158					IGLM3	10/10/2011	4.5400	2.2205
INVESTMENT GRADE INCOME TRUST 10-20 YEAR SERIES 3	45-2150813	46136E141	46136E158					IGLM3	11/10/2011	4.5500	2.2254
INVESTMENT GRADE INCOME TRUST 10-20 YEAR SERIES 3	45-2150813	46136E141	46136E158					IGLM3	12/10/2011	4.5600	2.2303
BALANCED PORTFOLIO SERIES 2011-2 ADT 762	45-3477588	00770E149	00770E156	00770E164	00770E172			BAL2112	11/10/2011	0.0208	0.0016
BALANCED PORTFOLIO SERIES 2011-2 ADT 762	45-3477588	00770E149	00770E156	00770E164	00770E172			BAL2112	12/10/2011	0.0620	0.0049
BALANCED PORTFOLIO SERIES 2011-2 ADT 762	45-3477588	00770E149	00770E156	00770E164	00770E172			BAL2112	12/19/2011	0.0691	0.0055
BALANCED PORTFOLIO SERIES 2011-2 ADT 762	45-3477588	00770E149	00770E156	00770E164	00770E172			BAL2112	12/31/2011	0.0536	0.0043
FT1938 PREFERRED INCOME OPPORTUNITY PORTFOLIO SERIES	320270440	30276E160	30276E178	30276E186	30276E194	30276E202		FPIOPX	01/25/11	0.0642	-
FT1938 PREFERRED INCOME OPPORTUNITY PORTFOLIO SERIES	320270440	30276E160	30276E178	30276E186	30276E194	30276E202		FPIOPX	02/25/11	0.0642	-
FT1938 PREFERRED INCOME OPPORTUNITY PORTFOLIO SERIES	320270440	30276E160	30276E178	30276E186	30276E194	30276E202		FPIOPX	03/25/11	0.0642	-
FT1938 PREFERRED INCOME OPPORTUNITY PORTFOLIO SERIES	320270440	30276E160	30276E178	30276E186	30276E194	30276E202		FPIOPX	04/25/11	0.0657	-
FT1938 PREFERRED INCOME OPPORTUNITY PORTFOLIO SERIES	320270440	30276E160	30276E178	30276E186	30276E194	30276E202		FPIOPX	05/25/11	0.0657	-
FT1938 PREFERRED INCOME OPPORTUNITY PORTFOLIO SERIES	320270440	30276E160	30276E178	30276E186	30276E194	30276E202		FPIOPX	06/25/11	0.0657	-
FT1938 PREFERRED INCOME OPPORTUNITY PORTFOLIO SERIES	320270440	30276E160	30276E178	30276E186	30276E194	30276E202		FPIOPX	07/25/11	0.0617	-
FT1938 PREFERRED INCOME OPPORTUNITY PORTFOLIO SERIES	320270440	30276E160	30276E178	30276E186	30276E194	30276E202		FPIOPX	08/25/11	0.0617	-
FT1938 PREFERRED INCOME OPPORTUNITY PORTFOLIO SERIES	320270440	30276E160	30276E178	30276E186	30276E194	30276E202		FPIOPX	09/25/11	0.0617	-
FT1938 PREFERRED INCOME OPPORTUNITY PORTFOLIO SERIES	320270440	30276E160	30276E178	30276E186	30276E194	30276E202		FPIOPX	10/25/11	0.0586	-
FT1938 PREFERRED INCOME OPPORTUNITY PORTFOLIO SERIES	320270440	30276E160	30276E178	30276E186	30276E194	30276E202		FPIOPX	11/25/11	0.0586	-
FT1938 PREFERRED INCOME OPPORTUNITY PORTFOLIO SERIES	320270440	30276E160	30276E178	30276E186	30276E194	30276E202		FPIOPX	12/25/11	0.0586	-
FT1938 PREFERRED INCOME OPPORTUNITY PORTFOLIO SERIES	320270440	30276E160	30276E178	30276E186	30276E194	30276E202		FPIOPX	01/25/11	0.1732	0.0870
FT1938 PREFERRED INCOME OPPORTUNITY PORTFOLIO SERIES	320270440	30276E160	30276E178	30276E186	30276E194	30276E202		FPIOPX	07/25/11	0.5131	0.2578
FT1938 PREFERRED INCOME OPPORTUNITY PORTFOLIO SERIES	320270440	30276E160	30276E178	30276E186	30276E194	30276E202		FPIOPX	10/25/11	0.3673	0.1846
FT1938 PREFERRED INCOME OPPORTUNITY PORTFOLIO SERIES	320270440	30276E160	30276E178	30276E186	30276E194	30276E202		FPIOPX	12/29/11	0.4371	0.2196
INVESTMENT GRADE INCOME TRUST 10-20 YEAR SERIES 4	45-2517331	46136E166	46136E174					IGLM4	7/10/2011	3.0900	1.5394
INVESTMENT GRADE INCOME TRUST 10-20 YEAR SERIES 4	45-2517331	46136E166	46136E174					IGLM4	8/10/2011	4.6500	2.3166
INVESTMENT GRADE INCOME TRUST 10-20 YEAR SERIES 4	45-2517331	46136E166	46136E174					IGLM4	9/10/2011	4.6500	2.3166
INVESTMENT GRADE INCOME TRUST 10-20 YEAR SERIES 4	45-2517331	46136E166	46136E174					IGLM4	10/10/2011	4.6600	2.3216
INVESTMENT GRADE INCOME TRUST 10-20 YEAR SERIES 4	45-2517331	46136E166	46136E174					IGLM4	11/10/2011	4.6500	2.3166
INVESTMENT GRADE INCOME TRUST 10-20 YEAR SERIES 4	45-2517331	46136E166	46136E174					IGLM4	12/10/2011	4.6500	2.3166
ADV CORP TR - NAVELLIER DIAL HIGH INC OPP POR SR 37 ADT 768	45-3274693	00770E180	00770E206					ACTND037	11/10/2011	5.0900	4.8895
ADV CORP TR - NAVELLIER DIAL HIGH INC OPP POR SR 37 ADT 768	45-3274693	00770E180	00770E206					ACTND037	12/10/2011	5.4600	5.2449
INVESTMENT GRADE INCOME TRUST 10-20 YEARS SERIES 5	45-2633491	46136E182	46136E190					IGLM5	8/10/2011	4.5300	2.7062
INVESTMENT GRADE INCOME TRUST 10-20 YEARS SERIES 5	45-2633491	46136E182	46136E190					IGLM5	9/10/2011	4.6900	2.8018
INVESTMENT GRADE INCOME TRUST 10-20 YEARS SERIES 5	45-2633491	46136E182	46136E190					IGLM5	10/10/2011	4.6900	2.8018
INVESTMENT GRADE INCOME TRUST 10-20 YEARS SERIES 5	45-2633491	46136E182	46136E190					IGLM5	11/10/2011	4.7100	2.8138
INVESTMENT GRADE INCOME TRUST 10-20 YEARS SERIES 5	45-2633491	46136E182	46136E190					IGLM5	12/10/2011	4.7100	2.8138
FT 3079 INCOME ALLOCATION CLOSED-END SEPT. '11	452972005	30278E192	30278E200	30278E218	30278E226	30278E234		FNERDX	09/25/11	0.0063	0.0018
FT 3079 INCOME ALLOCATION CLOSED-END SEPT. '11	452972005	30278E192	30278E200	30278E218	30278E226	30278E234		FNERDX	10/25/11	0.0694	0.0194
FT 3079 INCOME ALLOCATION CLOSED-END SEPT. '11	452972005	30278E192	30278E200	30278E218	30278E226	30278E234		FNERDX	11/25/11	0.0694	0.0194
FT 3079 INCOME ALLOCATION CLOSED-END SEPT. '11	452972005	30278E192	30278E200	30278E218	30278E226	30278E234		FNERDX	12/25/11	0.0694	0.0194
FT 3079 INCOME ALLOCATION CLOSED-END SEPT. '11	452972005	30278E192	30278E200	30278E218	30278E226	30278E234		FNERDX	12/29/11	0.1103	0.0308
FT 3079 INCOME ALLOCATION CLOSED-END SEPT. '11	452972005	30278E192	30278E200	30278E218	30278E226	30278E234		FNERDX	10/25/11	0.0010	0.0009
FT 3079 INCOME ALLOCATION CLOSED-END SEPT. '11	452972005	30278E192	30278E200	30278E218	30278E226	30278E234		FNERDX	12/29/11	0.0012	0.0011
INVESTMENT GRADE INCOME TRUST 10-20 YEARS SERIES 6	45-2758393	46136E208	46136E216					IGLM6	8/10/2011	2.1900	1.2947
INVESTMENT GRADE INCOME TRUST 10-20 YEARS SERIES 6	45-2758393	46136E208	46136E216					IGLM6	9/10/2011	4.7100	2.7846
INVESTMENT GRADE INCOME TRUST 10-20 YEARS SERIES 6	45-2758393	46136E208	46136E216					IGLM6	10/10/2011	4.7000	2.7786
INVESTMENT GRADE INCOME TRUST 10-20 YEARS SERIES 6	45-2758393	46136E208	46136E216					IGLM6	11/10/2011	4.7100	2.7846
INVESTMENT GRADE INCOME TRUST 10-20 YEARS SERIES 6	45-2758393	46136E208	46136E216					IGLM6	12/10/2011	4.7200	2.7905
INSURED INCOME TRUST, SERIES 166	11-3839387	92116E214	92116E222					VIIT166	12/19/2011	0.8900	0.3253
GLOBAL INFLATION GROWTH PORTFOLIO SERIES 2011-2 ADT 770	45-352553	00770E222	00770E230	00770E248	00770E255			GIG112	12/19/2011	0.0188	0.0125
INVESTMENT GRADE INCOME TRUST 10-20 YEARS SERIES 7	45-2856424	46136E224	46136E232					IGLM7	9/10/2011	4.5600	2.6193
INVESTMENT GRADE INCOME TRUST 10-20 YEARS SERIES 7	45-2856424	46136E224	46136E232					IGLM7	10/10/2011	4.4300	2.5446
INVESTMENT GRADE INCOME TRUST 10-20 YEARS SERIES 7	45-2856424	46136E224	46136E232					IGLM7	11/10/2011	4.4200	2.5388
INVESTMENT GRADE INCOME TRUST 10-20 YEARS SERIES 7	45-2856424	46136E224	46136E232					IGLM7	12/10/2011	4.4200	2.5388
INSURED INCOME TRUST, SERIES 167	11-3839419	92116E230	92116E248					VIIT167	12/19/2011	0.2900	0.1659
INVESTMENT GRADE INCOME TRUST 10-20 YEARS SERIES 8	45-2999096	46136E240	46136E257					IGLM8	9/10/2011	2.7500	1.8673

INVESTMENT GRADE INCOME TRUST 10-20 YEARS SERIES 8	45-2999096	46136E240	46136E257				IGLM8	10/10/2011	4.6100	3.1302
INVESTMENT GRADE INCOME TRUST 10-20 YEARS SERIES 8	45-2999096	46136E240	46136E257				IGLM8	11/10/2011	4.6000	3.1234
INVESTMENT GRADE INCOME TRUST 10-20 YEARS SERIES 8	45-2999096	46136E240	46136E257				IGLM8	12/10/2011	4.6000	3.1234
UBS THEMATIC INVESTMENT PORT, VALUE DRIVERS, SERIES 2011-3Q ADT 773	45-2856325	00770E263	00770E271	00770E289	00770E297		VALD113Q	11/10/2011	0.0137	0.0137
UBS THEMATIC INVESTMENT PORT, VALUE DRIVERS, SERIES 2011-3Q ADT 773	45-2856325	00770E263	00770E271	00770E289	00770E297		VALD113Q	12/10/2011	0.0114	0.0114
UBS THEMATIC INVESTMENT PORT, VALUE DRIVERS, SERIES 2011-3Q ADT 773	45-2856325	00770E263	00770E271	00770E289	00770E297		VALD113Q	12/19/2011	0.0044	0.0044
UBS THEMATIC INVESTMENT PORT, VALUE DRIVERS, SERIES 2011-3Q ADT 773	45-2856325	00770E263	00770E271	00770E289	00770E297		VALD113Q	12/19/2011	0.0133	0.0133
UBS THEMATIC INVESTMENT PORT, VALUE DRIVERS, SERIES 2011-3Q ADT 773	45-2856325	00770E263	00770E271	00770E289	00770E297		VALD113Q	12/31/2011	0.0015	0.0015
INVESTMENT GRADE INCOME TRUST 10-20 YEAR SERIES 9	45-3158315	46136E265	46136E273				IGLM9	10/10/2011	3.8200	3.0422
INVESTMENT GRADE INCOME TRUST 10-20 YEAR SERIES 9	45-3158315	46136E265	46136E273				IGLM9	11/10/2011	4.4200	3.5201
INVESTMENT GRADE INCOME TRUST 10-20 YEAR SERIES 9	45-3158315	46136E265	46136E273				IGLM9	12/10/2011	4.4100	3.5121
INVESTMENT GRADE INCOME TRUST 10-20 YEAR SERIES 10	45-3273663	46136E281	46136E299				IGLM10	10/10/2011	2.0500	1.7917
INVESTMENT GRADE INCOME TRUST 10-20 YEAR SERIES 10	45-3273663	46136E281	46136E299				IGLM10	11/10/2011	4.3900	3.8369
INVESTMENT GRADE INCOME TRUST 10-20 YEAR SERIES 10	45-3273663	46136E281	46136E299				IGLM10	12/10/2011	4.4000	3.8456
TACTICAL INCOME C-E PORT-15 MON SWE 2011-4Q ADT 766	45-3505555	00770E305	00770E313	00770E321	00770E339		TICE114Q	12/10/2011	0.0538	0.0080
TACTICAL INCOME C-E PORT-15 MON SWE 2011-4Q ADT 766	45-3505555	00770E305	00770E313	00770E321	00770E339		TICE114Q	12/19/2011	0.0782	0.0116
TACTICAL INCOME C-E PORT-15 MON SWE 2011-4Q ADT 766	45-3505555	00770E305	00770E313	00770E321	00770E339		TICE114Q	12/31/2011	0.0806	0.0119
FIXED INCOME SECURITIES GNMA ADVANTAGE INC SER 4	20-3253759	00765T267	00765T275	00765T283	00765T291		GNMA004	3/1/2011	0.3556	0.3539
FIXED INCOME SECURITIES GNMA ADVANTAGE INC SER 4	20-3253759	00765T267	00765T275	00765T283	00765T291		GNMA004	6/1/2011	0.2332	0.2321
FIXED INCOME SECURITIES GNMA ADVANTAGE INC SER 4	20-3253759	00765T267	00765T275	00765T283	00765T291		GNMA004	12/1/2011	0.3494	0.3478
REAL ESTATE INCOME TRUST PORTFOLIO SERIES 5 (ADT 52)	20-3310417	00765T465	00765T473	00765T481	00765T499		REIT 005	1/15/2011	0.0264	0.0264
REAL ESTATE INCOME TRUST PORTFOLIO SERIES 5 (ADT 52)	20-3310417	00765T465	00765T473	00765T481	00765T499		REIT 005	2/15/2011	0.0266	0.0266
FIXED INCOME SECURITIES GNMA ADVANTAGE INC SER 5	20-4318730	00765V445	00765V452	00765V460	00765V478		GNMA005	1/1/2011	0.1934	0.1847
FIXED INCOME SECURITIES GNMA ADVANTAGE INC SER 5	20-4318730	00765V445	00765V452	00765V460	00765V478		GNMA005	3/1/2011	0.1629	0.1555
FIXED INCOME SECURITIES GNMA ADVANTAGE INC SER 5	20-4318730	00765V445	00765V452	00765V460	00765V478		GNMA005	5/1/2011	0.1787	0.1706
FIXED INCOME SECURITIES GNMA ADVANTAGE INC SER 5	20-4318730	00765V445	00765V452	00765V460	00765V478		GNMA005	9/1/2011	0.2334	0.2228
REAL ESTATE INCOME TRUST PORTFOLIO SERIES 6 (ADT75)	20-4352900	00765V668	00765V676	00765V684	00765V692		REIT 006	1/15/2011	0.0274	0.0233
REAL ESTATE INCOME TRUST PORTFOLIO SERIES 6 (ADT75)	20-4352900	00765V668	00765V676	00765V684	00765V692		REIT 006	2/15/2011	0.0274	0.0233
REAL ESTATE INCOME TRUST PORTFOLIO SERIES 6 (ADT75)	20-4352900	00765V668	00765V676	00765V684	00765V692		REIT 006	3/15/2011	0.0274	0.0233
REAL ESTATE INCOME TRUST PORTFOLIO SERIES 6 (ADT75)	20-4352900	00765V668	00765V676	00765V684	00765V692		REIT 006	4/15/2011	0.0271	0.0230
REAL ESTATE INCOME TRUST PORTFOLIO SERIES 6 (ADT75)	20-4352900	00765V668	00765V676	00765V684	00765V692		REIT 006	5/15/2011	0.0273	0.0232
REAL ESTATE INCOME TRUST PORTFOLIO SERIES 6 (ADT75)	20-4352900	00765V668	00765V676	00765V684	00765V692		REIT 006	6/15/2011	0.0273	0.0232
REAL ESTATE INCOME TRUST PORTFOLIO SERIES 6 (ADT75)	20-4352900	00765V668	00765V676	00765V684	00765V692		REIT 006	7/15/2011	0.0273	0.0232
REAL ESTATE INCOME TRUST PORTFOLIO SERIES 6 (ADT75)	20-4352900	00765V668	00765V676	00765V684	00765V692		REIT 006	8/15/2011	0.0270	0.0229
FIXED INCOME SECURITIES GNMA ADVANTAGE INC SER 6	20-5455780	00765W682	00765W690	00765W708	00765W716		GNMA006	1/1/2011	0.1459	0.1202
FIXED INCOME SECURITIES GNMA ADVANTAGE INC SER 6	20-5455780	00765W682	00765W690	00765W708	00765W716		GNMA006	12/1/2011	0.2018	0.1663
SENIOR VARIABLE RATE CLOSED-END PORTFOLIO, SERIES 8 (ADT 99)	20-5455998	00765W856	00765W864	00765W872	00765W880		SRVAR008	1/15/2011	0.0356	0.0008
SENIOR VARIABLE RATE CLOSED-END PORTFOLIO, SERIES 8 (ADT 99)	20-5455998	00765W856	00765W864	00765W872	00765W880		SRVAR008	2/15/2011	0.0359	0.0008
SENIOR VARIABLE RATE CLOSED-END PORTFOLIO, SERIES 8 (ADT 99)	20-5455998	00765W856	00765W864	00765W872	00765W880		SRVAR008	3/15/2011	0.0362	0.0008
SENIOR VARIABLE RATE CLOSED-END PORTFOLIO, SERIES 8 (ADT 99)	20-5455998	00765W856	00765W864	00765W872	00765W880		SRVAR008	4/15/2011	0.0363	0.0008
SENIOR VARIABLE RATE CLOSED-END PORTFOLIO, SERIES 8 (ADT 99)	20-5455998	00765W856	00765W864	00765W872	00765W880		SRVAR008	5/15/2011	0.0366	0.0008
SENIOR VARIABLE RATE CLOSED-END PORTFOLIO, SERIES 8 (ADT 99)	20-5455998	00765W856	00765W864	00765W872	00765W880		SRVAR008	6/15/2011	0.0362	0.0008
SENIOR VARIABLE RATE CLOSED-END PORTFOLIO, SERIES 8 (ADT 99)	20-5455998	00765W856	00765W864	00765W872	00765W880		SRVAR008	7/15/2011	0.0370	0.0008
SENIOR VARIABLE RATE CLOSED-END PORTFOLIO, SERIES 8 (ADT 99)	20-5455998	00765W856	00765W864	00765W872	00765W880		SRVAR008	8/15/2011	0.0370	0.0008
SENIOR VARIABLE RATE CLOSED-END PORTFOLIO, SERIES 8 (ADT 99)	20-5455998	00765W856	00765W864	00765W872	00765W880		SRVAR008	9/15/2011	0.0371	0.0008
SENIOR VARIABLE RATE CLOSED-END PORTFOLIO, SERIES 8 (ADT 99)	20-5455998	00765W856	00765W864	00765W872	00765W880		SRVAR008	10/15/2011	0.0374	0.0008
SENIOR VARIABLE RATE CLOSED-END PORTFOLIO, SERIES 8 (ADT 99)	20-5455998	00765W856	00765W864	00765W872	00765W880		SRVAR008	11/15/2011	0.0376	0.0008
SENIOR VARIABLE RATE CLOSED-END PORTFOLIO, SERIES 8 (ADT 99)	20-5455998	00765W856	00765W864	00765W872	00765W880		SRVAR008	12/15/2011	0.0381	0.0008
SENIOR VARIABLE RATE CLOSED-END PORTFOLIO, SERIES 8 (ADT 99)	20-5455998	00765W856	00765W864	00765W872	00765W880		SRVAR008	12/31/2011	0.0160	0.0004
HIGH YIELD CLOSEND END PORTFOLIO SERIES 6 (ADT100)	20-5456048	00766C107	00766C115	00766C123	00766C131		CEHY 006	1/15/2011	0.0512	0.0012
HIGH YIELD CLOSEND END PORTFOLIO SERIES 6 (ADT100)	20-5456048	00766C107	00766C115	00766C123	00766C131		CEHY 006	2/15/2011	0.0511	0.0012
HIGH YIELD CLOSEND END PORTFOLIO SERIES 6 (ADT100)	20-5456048	00766C107	00766C115	00766C123	00766C131		CEHY 006	3/15/2011	0.0512	0.0012
HIGH YIELD CLOSEND END PORTFOLIO SERIES 6 (ADT100)	20-5456048	00766C107	00766C115	00766C123	00766C131		CEHY 006	4/15/2011	0.0511	0.0012
HIGH YIELD CLOSEND END PORTFOLIO SERIES 6 (ADT100)	20-5456048	00766C107	00766C115	00766C123	00766C131		CEHY 006	5/15/2011	0.0511	0.0012
HIGH YIELD CLOSEND END PORTFOLIO SERIES 6 (ADT100)	20-5456048	00766C107	00766C115	00766C123	00766C131		CEHY 006	6/15/2011	0.0511	0.0012
HIGH YIELD CLOSEND END PORTFOLIO SERIES 6 (ADT100)	20-5456048	00766C107	00766C115	00766C123	00766C131		CEHY 006	7/15/2011	0.0503	0.0012
HIGH YIELD CLOSEND END PORTFOLIO SERIES 6 (ADT100)	20-5456048	00766C107	00766C115	00766C123	00766C131		CEHY 006	8/15/2011	0.0503	0.0012
HIGH YIELD CLOSEND END PORTFOLIO SERIES 6 (ADT100)	20-5456048	00766C107	00766C115	00766C123	00766C131		CEHY 006	9/15/2011	0.0504	0.0012
HIGH YIELD CLOSEND END PORTFOLIO SERIES 6 (ADT100)	20-5456048	00766C107	00766C115	00766C123	00766C131		CEHY 006	10/15/2011	0.0492	0.0012
HIGH YIELD CLOSEND END PORTFOLIO SERIES 6 (ADT100)	20-5456048	00766C107	00766C115	00766C123	00766C131		CEHY 006	11/15/2011	0.0503	0.0012
HIGH YIELD CLOSEND END PORTFOLIO SERIES 6 (ADT100)	20-5456048	00766C107	00766C115	00766C123	00766C131		CEHY 006	12/15/2011	0.0503	0.0012

COVERED CALL AND INCOME STRATEGIES CLOSED END PORTFOLIO SERIES 5 ADT 183	11-3819561	00767P677	00767P685	00767P693	00767P784		CVCE005	8/15/2011	0.0453	0.0273
GLOBAL BASIC MATERIALS PORTFOLIO SERIES 7 ADT 185	11-3819563	00767P743	00767P750	00767P768	00767P818		GLOBM007	1/15/2011	0.0518	0.0218
GLOBAL BASIC MATERIALS PORTFOLIO SERIES 7 ADT 185	11-3819563	00767P743	00767P750	00767P768	00767P818		GLOBM007	4/15/2011	0.0402	0.0169
GLOBAL BASIC MATERIALS PORTFOLIO SERIES 7 ADT 185	11-3819563	00767P743	00767P750	00767P768	00767P818		GLOBM007	7/15/2011	0.0408	0.0172
TAX EXEMPT SECURITIES TRUST, NATIONAL TRUST 451 (ADVISORS DISCIPLINED TRUST 3	32-0259646	00767Q626					NAT451	3/10/2011	2.6100	2.3252
TAX EXEMPT SECURITIES TRUST, NATIONAL TRUST 451 (ADVISORS DISCIPLINED TRUST 3	32-0259646	00767Q626					NAT451	12/10/2011	46.6600	41.5694
TAX EXEMPT SECURITIES TRUST, NATIONAL TRUST 452 (ADVISORS DISCIPLINED TRUST 3	32-0270444	00767V104					NAT452	12/10/2011	36.5700	23.5694
GNMA ADVANTAGE INCOME PORTFOLIO, SERIES 11 (ADVISORS DISCIPLINED TRUST 3	26-3997477	00767V518	00767V526	00767V534	00767V542		GNMA11	11/1/2011	0.1201	0.1179
GNMA ADVANTAGE INCOME PORTFOLIO, SERIES 11 (ADVISORS DISCIPLINED TRUST 3	26-3997477	00767V518	00767V526	00767V534	00767V542		GNMA11	12/1/2011	0.1751	0.1719
INSURED TAX EXEMPT MUNICIPAL PORTFOLIO SERIES 3 ADT 331	26-4718319	00767V690	00767V708				ITEM003	1/10/2011	3.6900	0.3937
INSURED TAX EXEMPT MUNICIPAL PORTFOLIO SERIES 3 ADT 331	26-4718319	00767V690	00767V708				ITEM003	2/10/2011	3.6800	0.3927
INSURED TAX EXEMPT MUNICIPAL PORTFOLIO SERIES 3 ADT 331	26-4718319	00767V690	00767V708				ITEM003	3/10/2011	3.6800	0.3927
INSURED TAX EXEMPT MUNICIPAL PORTFOLIO SERIES 3 ADT 331	26-4718319	00767V690	00767V708				ITEM003	4/10/2011	3.6900	0.3937
INSURED TAX EXEMPT MUNICIPAL PORTFOLIO SERIES 3 ADT 331	26-4718319	00767V690	00767V708				ITEM003	5/10/2011	3.6700	0.3916
INSURED TAX EXEMPT MUNICIPAL PORTFOLIO SERIES 3 ADT 331	26-4718319	00767V690	00767V708				ITEM003	6/10/2011	3.6700	0.3916
INSURED TAX EXEMPT MUNICIPAL PORTFOLIO SERIES 3 ADT 331	26-4718319	00767V690	00767V708				ITEM003	7/10/2011	3.6700	0.3916
INSURED TAX EXEMPT MUNICIPAL PORTFOLIO SERIES 3 ADT 331	26-4718319	00767V690	00767V708				ITEM003	8/10/2011	3.6700	0.3916
INSURED TAX EXEMPT MUNICIPAL PORTFOLIO SERIES 3 ADT 331	26-4718319	00767V690	00767V708				ITEM003	9/10/2011	3.6700	0.3916
INSURED TAX EXEMPT MUNICIPAL PORTFOLIO SERIES 3 ADT 331	26-4718319	00767V690	00767V708				ITEM003	10/10/2011	3.6600	0.3905
INSURED TAX EXEMPT MUNICIPAL PORTFOLIO SERIES 3 ADT 331	26-4718319	00767V690	00767V708				ITEM003	11/10/2011	3.6600	0.3905
INSURED TAX EXEMPT MUNICIPAL PORTFOLIO SERIES 3 ADT 331	26-4718319	00767V690	00767V708				ITEM003	12/10/2011	3.6600	0.3905
INSURED TAX EXEMPT MUNICIPAL PORTFOLIO, LONG TERM, SERIES 1 ADT 345	26-4222763	00767W227	00767W235				ITEML001	1/10/2011	3.8500	0.0019
INSURED TAX EXEMPT MUNICIPAL PORTFOLIO, LONG TERM, SERIES 1 ADT 345	26-4222763	00767W227	00767W235				ITEML001	2/10/2011	3.8400	0.0019
INSURED TAX EXEMPT MUNICIPAL PORTFOLIO, LONG TERM, SERIES 1 ADT 345	26-4222763	00767W227	00767W235				ITEML001	3/10/2011	3.8400	0.0019
INSURED TAX EXEMPT MUNICIPAL PORTFOLIO, LONG TERM, SERIES 1 ADT 345	26-4222763	00767W227	00767W235				ITEML001	4/10/2011	3.8500	0.0019
INSURED TAX EXEMPT MUNICIPAL PORTFOLIO, LONG TERM, SERIES 1 ADT 345	26-4222763	00767W227	00767W235				ITEML001	5/10/2011	3.8400	0.0019
INSURED TAX EXEMPT MUNICIPAL PORTFOLIO, LONG TERM, SERIES 1 ADT 345	26-4222763	00767W227	00767W235				ITEML001	6/10/2011	3.8400	0.0019
INSURED TAX EXEMPT MUNICIPAL PORTFOLIO, LONG TERM, SERIES 1 ADT 345	26-4222763	00767W227	00767W235				ITEML001	7/10/2011	3.8300	0.0019
INSURED TAX EXEMPT MUNICIPAL PORTFOLIO, LONG TERM, SERIES 1 ADT 345	26-4222763	00767W227	00767W235				ITEML001	8/10/2011	3.8300	0.0019
INSURED TAX EXEMPT MUNICIPAL PORTFOLIO, LONG TERM, SERIES 1 ADT 345	26-4222763	00767W227	00767W235				ITEML001	9/10/2011	3.8300	0.0019
INSURED TAX EXEMPT MUNICIPAL PORTFOLIO, LONG TERM, SERIES 1 ADT 345	26-4222763	00767W227	00767W235				ITEML001	10/10/2011	3.8300	0.0019
INSURED TAX EXEMPT MUNICIPAL PORTFOLIO, LONG TERM, SERIES 1 ADT 345	26-4222763	00767W227	00767W235				ITEML001	11/10/2011	3.8300	0.0019
INSURED TAX EXEMPT MUNICIPAL PORTFOLIO, LONG TERM, SERIES 1 ADT 345	26-4222763	00767W227	00767W235				ITEML001	12/10/2011	3.8300	0.0019
TAX EXEMPT SECURITIES TRUST, NATIONAL TRUST 454 (ADVISORS DISCIPLINED TRUST 3	26-4175158	00767W243					NAT454	1/10/2011	4.7400	0.1948
TAX EXEMPT SECURITIES TRUST, NATIONAL TRUST 454 (ADVISORS DISCIPLINED TRUST 3	26-4175158	00767W243					NAT454	2/10/2011	4.7300	0.1944
TAX EXEMPT SECURITIES TRUST, NATIONAL TRUST 454 (ADVISORS DISCIPLINED TRUST 3	26-4175158	00767W243					NAT454	3/10/2011	4.7400	0.1948
TAX EXEMPT SECURITIES TRUST, NATIONAL TRUST 454 (ADVISORS DISCIPLINED TRUST 3	26-4175158	00767W243					NAT454	4/10/2011	4.7400	0.1948
TAX EXEMPT SECURITIES TRUST, NATIONAL TRUST 454 (ADVISORS DISCIPLINED TRUST 3	26-4175158	00767W243					NAT454	5/10/2011	4.7400	0.1948
TAX EXEMPT SECURITIES TRUST, NATIONAL TRUST 454 (ADVISORS DISCIPLINED TRUST 3	26-4175158	00767W243					NAT454	6/10/2011	4.7400	0.1948
TAX EXEMPT SECURITIES TRUST, NATIONAL TRUST 454 (ADVISORS DISCIPLINED TRUST 3	26-4175158	00767W243					NAT454	7/10/2011	4.7300	0.1944
TAX EXEMPT SECURITIES TRUST, NATIONAL TRUST 454 (ADVISORS DISCIPLINED TRUST 3	26-4175158	00767W243					NAT454	8/10/2011	4.7300	0.1944
TAX EXEMPT SECURITIES TRUST, NATIONAL TRUST 454 (ADVISORS DISCIPLINED TRUST 3	26-4175158	00767W243					NAT454	9/10/2011	4.7400	0.1948
TAX EXEMPT SECURITIES TRUST, NATIONAL TRUST 454 (ADVISORS DISCIPLINED TRUST 3	26-4175158	00767W243					NAT454	10/10/2011	4.7000	0.1932
TAX EXEMPT SECURITIES TRUST, NATIONAL TRUST 454 (ADVISORS DISCIPLINED TRUST 3	26-4175158	00767W243					NAT454	10/10/2011	22.1200	19.4811
TAX EXEMPT SECURITIES TRUST, NATIONAL TRUST 454 (ADVISORS DISCIPLINED TRUST 3	26-4175158	00767W243					NAT454	11/10/2011	4.6400	0.1907
TAX EXEMPT SECURITIES TRUST, NATIONAL TRUST 454 (ADVISORS DISCIPLINED TRUST 3	26-4175158	00767W243					NAT454	12/10/2011	4.6400	0.1907
BUILD AMERICA BOND PORTFOLIO SERIES 2 ADT 387	27-0583079	00767X662	00767X670				BAB002	8/10/2011	6.3900	0.9266
GNMA ADVANTAGE INCOME PORTFOLIO SERIES 12 ADT 394	27-0542600	00767X803	00767X811	00767X829	00767X837		GNMA12	12/1/2011	0.0628	0.0492
BUILD AMERICA BOND PORTFOLIO SERIES 1 ADT 376	27-0218835	00768A125	00768A133				BAB001	12/19/2011	3.1600	0.0392
GLOBAL SHIPPING PORTFOLIO SERIES 5 ADT 391	27-0401578	00768A224	00768A232	00768A240	00768A257		GSHIP005	1/10/2011	0.0348	0.0348
GLOBAL SHIPPING PORTFOLIO SERIES 5 ADT 391	27-0401578	00768A224	00768A232	00768A240	00768A257		GSHIP005	2/10/2011	0.0361	0.0361
GLOBAL SHIPPING PORTFOLIO SERIES 5 ADT 391	27-0401578	00768A224	00768A232	00768A240	00768A257		GSHIP005	3/10/2011	0.0351	0.0351
GLOBAL SHIPPING PORTFOLIO SERIES 5 ADT 391	27-0401578	00768A224	00768A232	00768A240	00768A257		GSHIP005	4/10/2011	0.0362	0.0362
GLOBAL SHIPPING PORTFOLIO SERIES 5 ADT 391	27-0401578	00768A224	00768A232	00768A240	00768A257		GSHIP005	5/10/2011	0.0354	0.0354
GLOBAL SHIPPING PORTFOLIO SERIES 5 ADT 391	27-0401578	00768A224	00768A232	00768A240	00768A257		GSHIP005	6/10/2011	0.0363	0.0363
TAX EXEMPT MUNICIPAL PORTFOLIO INTERMEDIATE SERIES 4 ADT 352	27-0582277	00768A505	00768A513				TEMPI004	1/10/2011	3.8400	0.0568
TAX EXEMPT MUNICIPAL PORTFOLIO INTERMEDIATE SERIES 4 ADT 352	27-0582277	00768A505	00768A513				TEMPI004	2/10/2011	3.8300	0.0567
TAX EXEMPT MUNICIPAL PORTFOLIO INTERMEDIATE SERIES 4 ADT 352	27-0582277	00768A505	00768A513				TEMPI004	3/10/2011	3.8300	0.0567
TAX EXEMPT MUNICIPAL PORTFOLIO INTERMEDIATE SERIES 4 ADT 352	27-0582277	00768A505	00768A513				TEMPI004	4/10/2011	3.8400	0.0568
TAX EXEMPT MUNICIPAL PORTFOLIO INTERMEDIATE SERIES 4 ADT 352	27-0582277	00768A505	00768A513				TEMPI004	5/10/2011	3.8200	0.0565

TAX EXEMPT MUNICIPAL PORTFOLIO,SERIES 3 (INSURED)- AN SMC FIM PORTFOLIO	27-3215111	00769B866	00769B874				TEMP003	6/10/2011	3.2600	0.2543
TAX EXEMPT MUNICIPAL PORTFOLIO,SERIES 3 (INSURED)- AN SMC FIM PORTFOLIO	27-3215111	00769B866	00769B874				TEMP003	7/10/2011	3.2600	0.2543
TAX EXEMPT MUNICIPAL PORTFOLIO,SERIES 3 (INSURED)- AN SMC FIM PORTFOLIO	27-3215111	00769B866	00769B874				TEMP003	8/10/2011	3.2700	0.2551
TAX EXEMPT MUNICIPAL PORTFOLIO,SERIES 3 (INSURED)- AN SMC FIM PORTFOLIO	27-3215111	00769B866	00769B874				TEMP003	9/10/2011	3.2700	0.2551
TAX EXEMPT MUNICIPAL PORTFOLIO,SERIES 3 (INSURED)- AN SMC FIM PORTFOLIO	27-3215111	00769B866	00769B874				TEMP003	10/10/2011	3.2700	0.2551
TAX EXEMPT MUNICIPAL PORTFOLIO,SERIES 3 (INSURED)- AN SMC FIM PORTFOLIO	27-3215111	00769B866	00769B874				TEMP003	11/10/2011	3.2700	0.2551
TAX EXEMPT MUNICIPAL PORTFOLIO,SERIES 3 (INSURED)- AN SMC FIM PORTFOLIO	27-3215111	00769B866	00769B874				TEMP003	12/10/2011	3.2700	0.2551
REAL ESTATE INCOME TRUST PORTFOLIO SERIES 9 ADT 542	27-2748736	00769C187	00769C195	00769C203	00769C211		REIT 009	1/10/2011	0.0386	0.0040
REAL ESTATE INCOME TRUST PORTFOLIO SERIES 9 ADT 542	27-2748736	00769C187	00769C195	00769C203	00769C211		REIT 009	2/10/2011	0.0379	0.0039
REAL ESTATE INCOME TRUST PORTFOLIO SERIES 9 ADT 542	27-2748736	00769C187	00769C195	00769C203	00769C211		REIT 009	3/10/2011	0.0380	0.0039
REAL ESTATE INCOME TRUST PORTFOLIO SERIES 9 ADT 542	27-2748736	00769C187	00769C195	00769C203	00769C211		REIT 009	4/10/2011	0.0383	0.0039
REAL ESTATE INCOME TRUST PORTFOLIO SERIES 9 ADT 542	27-2748736	00769C187	00769C195	00769C203	00769C211		REIT 009	5/10/2011	0.0382	0.0039
REAL ESTATE INCOME TRUST PORTFOLIO SERIES 9 ADT 542	27-2748736	00769C187	00769C195	00769C203	00769C211		REIT 009	6/10/2011	0.0381	0.0039
REAL ESTATE INCOME TRUST PORTFOLIO SERIES 9 ADT 542	27-2748736	00769C187	00769C195	00769C203	00769C211		REIT 009	7/10/2011	0.0386	0.0040
REAL ESTATE INCOME TRUST PORTFOLIO SERIES 9 ADT 542	27-2748736	00769C187	00769C195	00769C203	00769C211		REIT 009	8/10/2011	0.0385	0.0040
REAL ESTATE INCOME TRUST PORTFOLIO SERIES 9 ADT 542	27-2748736	00769C187	00769C195	00769C203	00769C211		REIT 009	9/10/2011	0.0377	0.0039
REAL ESTATE INCOME TRUST PORTFOLIO SERIES 9 ADT 542	27-2748736	00769C187	00769C195	00769C203	00769C211		REIT 009	10/10/2011	0.0375	0.0039
REAL ESTATE INCOME TRUST PORTFOLIO SERIES 9 ADT 542	27-2748736	00769C187	00769C195	00769C203	00769C211		REIT 009	11/10/2011	0.0386	0.0040
REAL ESTATE INCOME TRUST PORTFOLIO SERIES 9 ADT 542	27-2748736	00769C187	00769C195	00769C203	00769C211		REIT 009	12/10/2011	0.0386	0.0040
REAL ESTATE INCOME TRUST PORTFOLIO SERIES 9 ADT 542	27-2748736	00769C187	00769C195	00769C203	00769C211		REIT 009	12/19/2011	0.0518	0.0053
REAL ESTATE INCOME TRUST PORTFOLIO SERIES 9 ADT 542	27-2748736	00769C187	00769C195	00769C203	00769C211		REIT 009	12/31/2011	0.0231	0.0024
TAX EXEMPT SECURITIES TRUST NATIONAL TRUST 464 ADT 543	27-2785185	00769C229	00769C237				NAT464	1/10/2011	3.7600	0.1252
TAX EXEMPT SECURITIES TRUST NATIONAL TRUST 464 ADT 543	27-2785185	00769C229	00769C237				NAT464	2/10/2011	3.7400	0.1245
TAX EXEMPT SECURITIES TRUST NATIONAL TRUST 464 ADT 543	27-2785185	00769C229	00769C237				NAT464	3/10/2011	3.7300	0.1242
TAX EXEMPT SECURITIES TRUST NATIONAL TRUST 464 ADT 543	27-2785185	00769C229	00769C237				NAT464	4/10/2011	3.7300	0.1242
TAX EXEMPT SECURITIES TRUST NATIONAL TRUST 464 ADT 543	27-2785185	00769C229	00769C237				NAT464	5/10/2011	3.7300	0.1242
TAX EXEMPT SECURITIES TRUST NATIONAL TRUST 464 ADT 543	27-2785185	00769C229	00769C237				NAT464	6/10/2011	3.7300	0.1242
TAX EXEMPT SECURITIES TRUST NATIONAL TRUST 464 ADT 543	27-2785185	00769C229	00769C237				NAT464	7/10/2011	3.7300	0.1242
TAX EXEMPT SECURITIES TRUST NATIONAL TRUST 464 ADT 543	27-2785185	00769C229	00769C237				NAT464	8/10/2011	3.7300	0.1242
TAX EXEMPT SECURITIES TRUST NATIONAL TRUST 464 ADT 543	27-2785185	00769C229	00769C237				NAT464	9/10/2011	3.7300	0.1242
TAX EXEMPT SECURITIES TRUST NATIONAL TRUST 464 ADT 543	27-2785185	00769C229	00769C237				NAT464	10/10/2011	3.7300	0.1242
TAX EXEMPT SECURITIES TRUST NATIONAL TRUST 464 ADT 543	27-2785185	00769C229	00769C237				NAT464	11/10/2011	3.7300	0.1242
TAX EXEMPT SECURITIES TRUST NATIONAL TRUST 464 ADT 543	27-2785185	00769C229	00769C237				NAT464	12/10/2011	3.7300	0.1242
ADV CORP TR NAV DIAL HI SR20 ADT 545	27-2785334	00769C245	00769C252				ACTND020	1/10/2011	5.1800	0.9780
ADV CORP TR NAV DIAL HI SR20 ADT 545	27-2785334	00769C245	00769C252				ACTND020	2/10/2011	5.1800	0.9780
ADV CORP TR NAV DIAL HI SR20 ADT 545	27-2785334	00769C245	00769C252				ACTND020	3/10/2011	5.1900	0.9799
ADV CORP TR NAV DIAL HI SR20 ADT 545	27-2785334	00769C245	00769C252				ACTND020	4/10/2011	5.2100	0.9836
ADV CORP TR NAV DIAL HI SR20 ADT 545	27-2785334	00769C245	00769C252				ACTND020	5/10/2011	5.2000	0.9818
ADV CORP TR NAV DIAL HI SR20 ADT 545	27-2785334	00769C245	00769C252				ACTND020	6/10/2011	5.2100	0.9836
ADV CORP TR NAV DIAL HI SR20 ADT 545	27-2785334	00769C245	00769C252				ACTND020	7/10/2011	5.2500	0.9912
ADV CORP TR NAV DIAL HI SR20 ADT 545	27-2785334	00769C245	00769C252				ACTND020	8/10/2011	5.2400	0.9893
ADV CORP TR NAV DIAL HI SR20 ADT 545	27-2785334	00769C245	00769C252				ACTND020	9/10/2011	5.2500	0.9912
ADV CORP TR NAV DIAL HI SR20 ADT 545	27-2785334	00769C245	00769C252				ACTND020	10/10/2011	5.2500	0.9912
ADV CORP TR NAV DIAL HI SR20 ADT 545	27-2785334	00769C245	00769C252				ACTND020	11/10/2011	5.2700	0.9950
ADV CORP TR NAV DIAL HI SR20 ADT 545	27-2785334	00769C245	00769C252				ACTND020	12/10/2011	5.2700	0.9950
BUILD AMERICA BOND PORT SER 14 - AN SMC FIM PORT ADT 548	27-2789929	00769C260	00769C278				BAB014	12/19/2011	1.0000	0.6072
GLOBAL GOLD INCOME PORTFOLIO, SERIES 4 AN SMC PORTFOLIO ADT 544	27-2793690	00769C286	00769C294				GOLD004	3/10/2011	0.1689	0.0348
GLOBAL GOLD INCOME PORTFOLIO, SERIES 4 AN SMC PORTFOLIO ADT 544	27-2793690	00769C286	00769C294				GOLD004	6/10/2011	0.1568	0.0323
GLOBAL GOLD INCOME PORTFOLIO, SERIES 4 AN SMC PORTFOLIO ADT 544	27-2793690	00769C286	00769C294				GOLD004	9/10/2011	0.1504	0.0310
GLOBAL GOLD INCOME PORTFOLIO, SERIES 4 AN SMC PORTFOLIO ADT 544	27-2793690	00769C286	00769C294				GOLD004	12/10/2011	0.1662	0.0342
BUILD AMER BOND LTD MAT PORT SER 3 AN SMC FIM PORT ADT 547	27-2789075	00769C302	00769C310				BABL003	12/19/2011	1.9900	0.1487
TAX EXEMPT MUNI PORT INTER SER 15 AN SMC FIM PORT ADT 546	27-2789115	00769C328	00769C336				TEMPI015	1/10/2011	3.6300	0.2436
TAX EXEMPT MUNI PORT INTER SER 15 AN SMC FIM PORT ADT 546	27-2789115	00769C328	00769C336				TEMPI015	2/10/2011	3.6200	0.2429
TAX EXEMPT MUNI PORT INTER SER 15 AN SMC FIM PORT ADT 546	27-2789115	00769C328	00769C336				TEMPI015	3/10/2011	3.6200	0.2429
TAX EXEMPT MUNI PORT INTER SER 15 AN SMC FIM PORT ADT 546	27-2789115	00769C328	00769C336				TEMPI015	4/10/2011	3.6200	0.2429
TAX EXEMPT MUNI PORT INTER SER 15 AN SMC FIM PORT ADT 546	27-2789115	00769C328	00769C336				TEMPI015	5/10/2011	3.6200	0.2429
TAX EXEMPT MUNI PORT INTER SER 15 AN SMC FIM PORT ADT 546	27-2789115	00769C328	00769C336				TEMPI015	6/10/2011	3.6200	0.2429
TAX EXEMPT MUNI PORT INTER SER 15 AN SMC FIM PORT ADT 546	27-2789115	00769C328	00769C336				TEMPI015	7/10/2011	3.6200	0.2429
TAX EXEMPT MUNI PORT INTER SER 15 AN SMC FIM PORT ADT 546	27-2789115	00769C328	00769C336				TEMPI015	8/10/2011	3.6200	0.2429
TAX EXEMPT MUNI PORT INTER SER 15 AN SMC FIM PORT ADT 546	27-2789115	00769C328	00769C336				TEMPI015	9/10/2011	3.6400	0.2442
TAX EXEMPT MUNI PORT INTER SER 15 AN SMC FIM PORT ADT 546	27-2789115	00769C328	00769C336				TEMPI015	10/10/2011	3.6100	0.2422
TAX EXEMPT MUNI PORT INTER SER 15 AN SMC FIM PORT ADT 546	27-2789115	00769C328	00769C336				TEMPI015	11/10/2011	3.6000	0.2416
TAX EXEMPT MUNI PORT INTER SER 15 AN SMC FIM PORT ADT 546	27-2789115	00769C328	00769C336				TEMPI015	12/10/2011	3.6000	0.2416
ADV CORP TR CUTWATER INC SR1 ADT540	27-2560601	00769C344	00769C351				ACTCT001	12/19/2011	48.4800	0.2957

STEELPATH/ALERIAN MLP AND INCOME PORT, SER 2011-1 ADT 654	27-4553929	00769P428	00769P436	00769P444	00769P451		MLP111	11/10/2011	0.0477	0.0273
STEELPATH/ALERIAN MLP AND INCOME PORT, SER 2011-1 ADT 654	27-4553929	00769P428	00769P436	00769P444	00769P451		MLP111	12/10/2011	0.0480	0.0274
INFLATION INCOME STRATEGY PORTFOLIO, SERIES 2011-1 ADT 662	27-4586306	00769P469	00769P477	00769P485	00769P493		INFL111	3/10/2011	0.0143	0.0028
INFLATION INCOME STRATEGY PORTFOLIO, SERIES 2011-1 ADT 662	27-4586306	00769P469	00769P477	00769P485	00769P493		INFL111	4/10/2011	0.0554	0.0109
INFLATION INCOME STRATEGY PORTFOLIO, SERIES 2011-1 ADT 662	27-4586306	00769P469	00769P477	00769P485	00769P493		INFL111	5/10/2011	0.0551	0.0108
INFLATION INCOME STRATEGY PORTFOLIO, SERIES 2011-1 ADT 662	27-4586306	00769P469	00769P477	00769P485	00769P493		INFL111	6/10/2011	0.0544	0.0107
INFLATION INCOME STRATEGY PORTFOLIO, SERIES 2011-1 ADT 662	27-4586306	00769P469	00769P477	00769P485	00769P493		INFL111	7/10/2011	0.0546	0.0107
INFLATION INCOME STRATEGY PORTFOLIO, SERIES 2011-1 ADT 662	27-4586306	00769P469	00769P477	00769P485	00769P493		INFL111	8/10/2011	0.0546	0.0107
INFLATION INCOME STRATEGY PORTFOLIO, SERIES 2011-1 ADT 662	27-4586306	00769P469	00769P477	00769P485	00769P493		INFL111	9/10/2011	0.0542	0.0107
INFLATION INCOME STRATEGY PORTFOLIO, SERIES 2011-1 ADT 662	27-4586306	00769P469	00769P477	00769P485	00769P493		INFL111	10/10/2011	0.0537	0.0106
INFLATION INCOME STRATEGY PORTFOLIO, SERIES 2011-1 ADT 662	27-4586306	00769P469	00769P477	00769P485	00769P493		INFL111	11/10/2011	0.0534	0.0105
INFLATION INCOME STRATEGY PORTFOLIO, SERIES 2011-1 ADT 662	27-4586306	00769P469	00769P477	00769P485	00769P493		INFL111	12/10/2011	0.0536	0.0105
BLUE CHIP PORTFOLIO SER 2011-2 ADT 734	45-2864107	00769P543	00769P550	00769P568	00769P576		BCP112	12/19/2011	0.0442	0.0031
GLOBAL COVERED CALL & INC STRAT CE PORT SER 2011-2 ADT 733	45-2864100	00769P626	00769P634	00769P642	00769P659		GCV2Y112	9/10/2011	0.0223	0.0088
GLOBAL COVERED CALL & INC STRAT CE PORT SER 2011-2 ADT 733	45-2864100	00769P626	00769P634	00769P642	00769P659		GCV2Y112	10/10/2011	0.0920	0.0362
GLOBAL COVERED CALL & INC STRAT CE PORT SER 2011-2 ADT 733	45-2864100	00769P626	00769P634	00769P642	00769P659		GCV2Y112	11/10/2011	0.0915	0.0360
GLOBAL COVERED CALL & INC STRAT CE PORT SER 2011-2 ADT 733	45-2864100	00769P626	00769P634	00769P642	00769P659		GCV2Y112	12/10/2011	0.0920	0.0362
GLOBAL COVERED CALL & INC STRAT CE PORT SER 2011-2 ADT 733	45-2864100	00769P626	00769P634	00769P642	00769P659		GCV2Y112	12/19/2011	0.0502	0.0198
GLOBAL COVERED CALL & INC STRAT CE PORT SER 2011-2 ADT 733	45-2864100	00769P626	00769P634	00769P642	00769P659		GCV2Y112	12/31/2011	0.0849	0.0334
STRATEGIC HIGH 80 DIVIDEND PORTFOLIO, SER 2011-3Q ADT 732	45-2856536	00769P667	00769P675	00769P683	00769P691		HI80113Q	9/10/2011	0.0125	0.0011
STRATEGIC HIGH 80 DIVIDEND PORTFOLIO, SER 2011-3Q ADT 732	45-2856536	00769P667	00769P675	00769P683	00769P691		HI80113Q	10/10/2011	0.0476	0.0041
STRATEGIC HIGH 80 DIVIDEND PORTFOLIO, SER 2011-3Q ADT 732	45-2856536	00769P667	00769P675	00769P683	00769P691		HI80113Q	11/10/2011	0.0463	0.0040
STRATEGIC HIGH 80 DIVIDEND PORTFOLIO, SER 2011-3Q ADT 732	45-2856536	00769P667	00769P675	00769P683	00769P691		HI80113Q	12/10/2011	0.0476	0.0041
STRATEGIC HIGH 80 DIVIDEND PORTFOLIO, SER 2011-3Q ADT 732	45-2856536	00769P667	00769P675	00769P683	00769P691		HI80113Q	12/19/2011	0.0055	0.0005
STRATEGIC HIGH 80 DIVIDEND PORTFOLIO, SER 2011-3Q ADT 732	45-2856536	00769P667	00769P675	00769P683	00769P691		HI80113Q	12/31/2011	0.0100	0.0009
Navellier/Tradewinds International Bond Portfolio Series 1	27-1908201	00769P709	00769P717				NTIB001	12/19/2011	23.0000	1.4835
TACTICAL INC C-E POR SER 2011-3 ADT 736	45-2864113	00769P766	00769P774	00769P782	00769P790		TICE2113	10/10/2011	0.1128	0.0130
TACTICAL INC C-E POR SER 2011-3 ADT 736	45-2864113	00769P766	00769P774	00769P782	00769P790		TICE2113	11/10/2011	0.0688	0.0080
TACTICAL INC C-E POR SER 2011-3 ADT 736	45-2864113	00769P766	00769P774	00769P782	00769P790		TICE2113	12/10/2011	0.0692	0.0080
TACTICAL INC C-E POR SER 2011-3 ADT 736	45-2864113	00769P766	00769P774	00769P782	00769P790		TICE2113	12/19/2011	0.0113	0.0013
TACTICAL INC C-E POR SER 2011-3 ADT 736	45-2864113	00769P766	00769P774	00769P782	00769P790		TICE2113	12/31/2011	0.0462	0.0053
ADV CORP TR NAV DIAL HIGH INC OPPORT PORT SER 35 ADT 742	45-2825779	00769P808	00769P816				ACTND035	9/10/2011	1.6800	1.1320
ADV CORP TR NAV DIAL HIGH INC OPPORT PORT SER 35 ADT 742	45-2825779	00769P808	00769P816				ACTND035	10/10/2011	5.0500	3.4027
ADV CORP TR NAV DIAL HIGH INC OPPORT PORT SER 35 ADT 742	45-2825779	00769P808	00769P816				ACTND035	11/10/2011	5.0500	3.4027
ADV CORP TR NAV DIAL HIGH INC OPPORT PORT SER 35 ADT 742	45-2825779	00769P808	00769P816				ACTND035	12/10/2011	5.0500	3.4027
CONVERTIBLE AND INCOME CLOSED-END PORTFOLIO, SERIES 2011-1 ADT 672	27-5303426	00769T107	00769T115	00769T123	00769T131		CONV111	5/10/2011	0.0162	0.0022
CONVERTIBLE AND INCOME CLOSED-END PORTFOLIO, SERIES 2011-1 ADT 672	27-5303426	00769T107	00769T115	00769T123	00769T131		CONV111	6/10/2011	0.0538	0.0073
CONVERTIBLE AND INCOME CLOSED-END PORTFOLIO, SERIES 2011-1 ADT 672	27-5303426	00769T107	00769T115	00769T123	00769T131		CONV111	7/10/2011	0.0546	0.0074
CONVERTIBLE AND INCOME CLOSED-END PORTFOLIO, SERIES 2011-1 ADT 672	27-5303426	00769T107	00769T115	00769T123	00769T131		CONV111	8/10/2011	0.0545	0.0074
CONVERTIBLE AND INCOME CLOSED-END PORTFOLIO, SERIES 2011-1 ADT 672	27-5303426	00769T107	00769T115	00769T123	00769T131		CONV111	9/10/2011	0.0545	0.0074
CONVERTIBLE AND INCOME CLOSED-END PORTFOLIO, SERIES 2011-1 ADT 672	27-5303426	00769T107	00769T115	00769T123	00769T131		CONV111	10/10/2011	0.0538	0.0073
CONVERTIBLE AND INCOME CLOSED-END PORTFOLIO, SERIES 2011-1 ADT 672	27-5303426	00769T107	00769T115	00769T123	00769T131		CONV111	11/10/2011	0.0535	0.0073
CONVERTIBLE AND INCOME CLOSED-END PORTFOLIO, SERIES 2011-1 ADT 672	27-5303426	00769T107	00769T115	00769T123	00769T131		CONV111	12/10/2011	0.0531	0.0072
CONVERTIBLE AND INCOME CLOSED-END PORTFOLIO, SERIES 2011-1 ADT 672	27-5303426	00769T107	00769T115	00769T123	00769T131		CONV111	12/31/2011	0.0379	0.0052
BLUE CHIP COVERED CALL PORTFOLIO SERIES 2011-1Q ADT 679	27-4708555	00769T149	00769T156				BCCV111Q	6/10/2011	0.0321	0.0149
BLUE CHIP COVERED CALL PORTFOLIO SERIES 2011-1Q ADT 679	27-4708555	00769T149	00769T156				BCCV111Q	6/10/2011	0.0899	0.0899
BLUE CHIP COVERED CALL PORTFOLIO SERIES 2011-1Q ADT 679	27-4708555	00769T149	00769T156				BCCV111Q	9/10/2011	0.0280	0.0130
BLUE CHIP COVERED CALL PORTFOLIO SERIES 2011-1Q ADT 679	27-4708555	00769T149	00769T156				BCCV111Q	9/10/2011	0.0951	0.0951
BLUE CHIP COVERED CALL PORTFOLIO SERIES 2011-1Q ADT 679	27-4708555	00769T149	00769T156				BCCV111Q	12/10/2011	0.0310	0.0144
BLUE CHIP COVERED CALL PORTFOLIO SERIES 2011-1Q ADT 679	27-4708555	00769T149	00769T156				BCCV111Q	12/10/2011	0.1007	0.1007
ADV CORP TR NAV DIAL HIGH INC OPPORT PORT SER 29 ADT 663	27-5002501	00769T164	00769T172				ACTND029	3/10/2011	2.4700	1.2533
ADV CORP TR NAV DIAL HIGH INC OPPORT PORT SER 29 ADT 663	27-5002501	00769T164	00769T172				ACTND029	4/10/2011	4.6300	2.3493
ADV CORP TR NAV DIAL HIGH INC OPPORT PORT SER 29 ADT 663	27-5002501	00769T164	00769T172				ACTND029	5/10/2011	4.6300	2.3493
ADV CORP TR NAV DIAL HIGH INC OPPORT PORT SER 29 ADT 663	27-5002501	00769T164	00769T172				ACTND029	6/10/2011	4.6300	2.3493
ADV CORP TR NAV DIAL HIGH INC OPPORT PORT SER 29 ADT 663	27-5002501	00769T164	00769T172				ACTND029	7/10/2011	4.6700	2.3696
ADV CORP TR NAV DIAL HIGH INC OPPORT PORT SER 29 ADT 663	27-5002501	00769T164	00769T172				ACTND029	8/10/2011	4.6500	2.3594
ADV CORP TR NAV DIAL HIGH INC OPPORT PORT SER 29 ADT 663	27-5002501	00769T164	00769T172				ACTND029	9/10/2011	4.6500	2.3594
ADV CORP TR NAV DIAL HIGH INC OPPORT PORT SER 29 ADT 663	27-5002501	00769T164	00769T172				ACTND029	10/10/2011	4.6500	2.3594
ADV CORP TR NAV DIAL HIGH INC OPPORT PORT SER 29 ADT 663	27-5002501	00769T164	00769T172				ACTND029	11/10/2011	4.6500	2.3594
ADV CORP TR NAV DIAL HIGH INC OPPORT PORT SER 29 ADT 663	27-5002501	00769T164	00769T172				ACTND029	12/10/2011	4.6500	2.3594
HEALTH CARE OPPORTUNITIES PORTFOLIO SERIES 2011-1 ADT 608	27-5220986	00769T222	00769T230	00769T248	00769T255		HCO111	12/10/2011	0.0138	0.0138

ADV CORP TR NAV DIAL HIGH INC OPPORT PORT SER 34 ADT 739	45-2761561	00769Y783	00769Y791					ACTND034	11/10/2011	4.7400	3.1957
ADV CORP TR NAV DIAL HIGH INC OPPORT PORT SER 34 ADT 739	45-2761561	00769Y783	00769Y791					ACTND034	12/10/2011	4.7400	3.1957
INTERNATIONAL HIGH 30 DIVIDEND PORTFOLIO, SERIES 2011-3Q ADT 741	45-2864129	00769Y809	00769Y817	00769Y825	00769Y833			IHT113Q	10/10/2011	0.0306	0.0097
INTERNATIONAL HIGH 30 DIVIDEND PORTFOLIO, SERIES 2011-3Q ADT 741	45-2864129	00769Y809	00769Y817	00769Y825	00769Y833			IHT113Q	11/10/2011	0.0412	0.0130
INTERNATIONAL HIGH 30 DIVIDEND PORTFOLIO, SERIES 2011-3Q ADT 741	45-2864129	00769Y809	00769Y817	00769Y825	00769Y833			IHT113Q	12/10/2011	0.0410	0.0129
ADV CORP TR NAV DIAL HIGH INC OPPORT PORT SER 33 ADT 738	45-2580462	00769Y841	00769Y858					ACTND033	7/10/2011	1.7500	1.1296
ADV CORP TR NAV DIAL HIGH INC OPPORT PORT SER 33 ADT 738	45-2580462	00769Y841	00769Y858					ACTND033	8/10/2011	4.7700	3.0790
ADV CORP TR NAV DIAL HIGH INC OPPORT PORT SER 33 ADT 738	45-2580462	00769Y841	00769Y858					ACTND033	9/10/2011	4.7700	3.0790
ADV CORP TR NAV DIAL HIGH INC OPPORT PORT SER 33 ADT 738	45-2580462	00769Y841	00769Y858					ACTND033	10/10/2011	4.7700	3.0790
ADV CORP TR NAV DIAL HIGH INC OPPORT PORT SER 33 ADT 738	45-2580462	00769Y841	00769Y858					ACTND033	11/10/2011	4.7700	3.0790
ADV CORP TR NAV DIAL HIGH INC OPPORT PORT SER 33 ADT 738	45-2580462	00769Y841	00769Y858					ACTND033	12/10/2011	4.7700	3.0790
Navellier/Tradewinds International Bond Portfolio Series 2	45-2610104	00769Y866	00769Y874					NTIB002	12/19/2011	18.4200	1.4312
DIVIDEND ADVANTAGE PORTFOLIO, SERIES 2011-3Q ADT 726	45-2856486	00770B103	00770B111	00770B129	00770B137			DAP113Q	9/10/2011	0.0178	0.0014
DIVIDEND ADVANTAGE PORTFOLIO, SERIES 2011-3Q ADT 726	45-2856486	00770B103	00770B111	00770B129	00770B137			DAP113Q	10/10/2011	0.0398	0.0032
DIVIDEND ADVANTAGE PORTFOLIO, SERIES 2011-3Q ADT 726	45-2856486	00770B103	00770B111	00770B129	00770B137			DAP113Q	11/10/2011	0.0395	0.0032
DIVIDEND ADVANTAGE PORTFOLIO, SERIES 2011-3Q ADT 726	45-2856486	00770B103	00770B111	00770B129	00770B137			DAP113Q	12/10/2011	0.0398	0.0032
DIVIDEND ADVANTAGE PORTFOLIO, SERIES 2011-3Q ADT 726	45-2856486	00770B103	00770B111	00770B129	00770B137			DAP113Q	12/31/2011	0.0008	0.0001
Navellier/Tradewinds International Bond Portfolio Series 3	45-2684366	00770B145	00770B152					NTIB003	12/19/2011	16.9300	2.0942
HEALTH CARE OPPORTUNITIES PORTFOLIO, SERIES 2011-2 ADT 700	45-3089933	00770B160	00770B178	00770B186	00770B194			HCO112	12/19/2011	0.0100	0.0049
SENIOR VARIABLE RT AND INC CE PORT 2-YR SER 2011-2 ADT 744	45-3141627	00770B202	00770B210	00770B228	00770B236			SRV2112	10/10/2011	0.0577	0.0012
SENIOR VARIABLE RT AND INC CE PORT 2-YR SER 2011-2 ADT 744	45-3141627	00770B202	00770B210	00770B228	00770B236			SRV2112	11/10/2011	0.0600	0.0013
SENIOR VARIABLE RT AND INC CE PORT 2-YR SER 2011-2 ADT 744	45-3141627	00770B202	00770B210	00770B228	00770B236			SRV2112	12/10/2011	0.0603	0.0013
SENIOR VARIABLE RT AND INC CE PORT 2-YR SER 2011-2 ADT 744	45-3141627	00770B202	00770B210	00770B228	00770B236			SRV2112	12/19/2011	0.0344	0.0007
SENIOR VARIABLE RT AND INC CE PORT 2-YR SER 2011-2 ADT 744	45-3141627	00770B202	00770B210	00770B228	00770B236			SRV2112	12/31/2011	0.0434	0.0009
Navellier/Tradewinds International Bond Portfolio Series 4	45-2802776	00770B244	00770B251					NTIB004	12/19/2011	16.9500	1.9408
Navellier/Tradewinds International Bond Portfolio Series 5	45-2825503	00770B269	00770B277					NTIB005	12/19/2011	14.8500	2.0255
ADV CORP TR NAV DIAL HIGH INC OPPORT PORT SER 36 ADT 752	45-3233024	00770B285	00770B293					ACTND036	10/10/2011	3.2100	2.7028
ADV CORP TR NAV DIAL HIGH INC OPPORT PORT SER 36 ADT 752	45-3233024	00770B285	00770B293					ACTND036	11/10/2011	5.0800	4.2774
ADV CORP TR NAV DIAL HIGH INC OPPORT PORT SER 36 ADT 752	45-3233024	00770B285	00770B293					ACTND036	12/10/2011	5.0800	4.2774
NASDAQ Q-50 INDEX PORTFOLIO, SERIES 2011-2 ADT 750	45-3176636	00770B343	00770B350	00770B368	00770B376			NQ50N112	12/10/2011	0.0196	0.0196
NASDAQ Q-50 INDEX PORTFOLIO, SERIES 2011-2 ADT 750	45-3176636	00770B343	00770B350	00770B368	00770B376			NQ50N112	12/31/2011	0.0017	0.0017
HIGH 50 DIVIDEND STRATEGY PORTFOLIO, SERIES 2011-3Q ADT 751	45-3167982	00770B384	00770B392	00770B400	00770B418			HI50113Q	11/10/2011	0.0379	0.0036
HIGH 50 DIVIDEND STRATEGY PORTFOLIO, SERIES 2011-3Q ADT 751	45-3167982	00770B384	00770B392	00770B400	00770B418			HI50113Q	12/10/2011	0.0508	0.0049
HIGH 50 DIVIDEND STRATEGY PORTFOLIO, SERIES 2011-3Q ADT 751	45-3167982	00770B384	00770B392	00770B400	00770B418			HI50113Q	12/19/2011	0.0209	0.0193
HIGH 50 DIVIDEND STRATEGY PORTFOLIO, SERIES 2011-3Q ADT 751	45-3167982	00770B384	00770B392	00770B400	00770B418			HI50113Q	12/19/2011	0.0514	0.0049
HIGH 50 DIVIDEND STRATEGY PORTFOLIO, SERIES 2011-3Q ADT 751	45-3167982	00770B384	00770B392	00770B400	00770B418			HI50113Q	12/31/2011	0.0108	0.0010
CONVERTIBLE AND INCOME CLOSED END PORTFOLIO, SERIES 2011-2 ADT 754	45-3168489	00770B467	00770B475	00770B483	00770B491			CONV112	11/10/2011	0.0302	0.0027
CONVERTIBLE AND INCOME CLOSED END PORTFOLIO, SERIES 2011-2 ADT 754	45-3168489	00770B467	00770B475	00770B483	00770B491			CONV112	12/10/2011	0.0664	0.0059
CONVERTIBLE AND INCOME CLOSED END PORTFOLIO, SERIES 2011-2 ADT 754	45-3168489	00770B467	00770B475	00770B483	00770B491			CONV112	12/19/2011	0.0390	0.0035
CONVERTIBLE AND INCOME CLOSED END PORTFOLIO, SERIES 2011-2 ADT 754	45-3168489	00770B467	00770B475	00770B483	00770B491			CONV112	12/31/2011	0.0722	0.0064
AGRICULTURE OPPORTUNITY PORTFOLIO, SERIES 2011-2 ADT 755	45-3170127	00770B509	00770B517	00770B525	00770B533			AGR112	12/19/2011	0.0042	0.0001
AGRICULTURE OPPORTUNITY PORTFOLIO, SERIES 2011-2 ADT 755	45-3170127	00770B509	00770B517	00770B525	00770B533			AGR112	12/19/2011	0.0100	0.0100
AGRICULTURE OPPORTUNITY PORTFOLIO, SERIES 2011-2 ADT 755	45-3170127	00770B509	00770B517	00770B525	00770B533			AGR112	12/31/2011	0.0044	0.0001
PREFERRED INCOME OPPORTUNITIES PORTFOLIO 2-YR, SERIES 2011-2 ADT 745	45-3141977	00770B541	00770B558	00770B566	00770B574			PF2Y112	10/10/2011	0.0194	0.0017
PREFERRED INCOME OPPORTUNITIES PORTFOLIO 2-YR, SERIES 2011-2 ADT 745	45-3141977	00770B541	00770B558	00770B566	00770B574			PF2Y112	11/10/2011	0.0550	0.0049
PREFERRED INCOME OPPORTUNITIES PORTFOLIO 2-YR, SERIES 2011-2 ADT 745	45-3141977	00770B541	00770B558	00770B566	00770B574			PF2Y112	12/10/2011	0.0621	0.0055
PREFERRED INCOME OPPORTUNITIES PORTFOLIO 2-YR, SERIES 2011-2 ADT 745	45-3141977	00770B541	00770B558	00770B566	00770B574			PF2Y112	12/19/2011	0.0557	0.0049
PREFERRED INCOME OPPORTUNITIES PORTFOLIO 2-YR, SERIES 2011-2 ADT 745	45-3141977	00770B541	00770B558	00770B566	00770B574			PF2Y112	12/31/2011	0.0158	0.0014
PERONI GROWTH PORTFOLIO, AUTUMN 2011 SERIES ADT 746	45-3141821	00770B582	00770B590	00770B608	00770B616			PGR11A	12/19/2011	0.0016	0.0016
PERONI GROWTH PORTFOLIO, AUTUMN 2011 SERIES ADT 746	45-3141821	00770B582	00770B590	00770B608	00770B616			PGR11A	12/19/2011	0.0156	0.0156
GLOBAL BASIC MATERIALS PORTFOLIO, SERIES 2011-2 ADT 748	45-3167976	00770B665	00770B673	00770B681	00770B699			GLOBM112	12/19/2011	0.0536	0.0107
NAVELLIER / TRADEWINDS EMERGING MARKETS EQUITY PORTFOLIO, SERIES 2011-2 ADT 749	45-3167814	00770B707	00770B715	00770B723	00770B731			EMP112	12/10/2011	0.0267	0.0267
NAVELLIER / TRADEWINDS EMERGING MARKETS EQUITY PORTFOLIO, SERIES 2011-2 ADT 749	45-3167814	00770B707	00770B715	00770B723	00770B731			EMP112	12/19/2011	0.0217	0.0217
NAVELLIER / TRADEWINDS EMERGING MARKETS EQUITY PORTFOLIO, SERIES 2011-2 ADT 749	45-3167814	00770B707	00770B715	00770B723	00770B731			EMP112	12/31/2011	0.0103	0.0103

DIVIDEND RULER COVERED CALL PORTFOLIO SERIES 2011-3Q ADT 757	45-2783013	00770B749	00770B756			DRCC113Q	9/10/2011	0.0214	0.0050
DIVIDEND RULER COVERED CALL PORTFOLIO SERIES 2011-3Q ADT 757	45-2783013	00770B749	00770B756			DRCC113Q	12/10/2011	0.0596	0.0140
DIVIDEND RULER COVERED CALL PORTFOLIO SERIES 2011-3Q ADT 757	45-2783013	00770B749	00770B756			DRCC113Q	12/10/2011	0.0898	0.0898
DIVIDEND RULER COVERED CALL PORTFOLIO SERIES 2011-4Q ADT 737	45-3552712	00770E347	00770E354			DRCC114Q	12/19/2011	0.0115	0.0017
BALANCED PORTFOLIO - 15 MONTH SERIES 2011-4Q ADT 763	45-3501378	00770E362	00770E370	00770E388	00770E396	BAL114Q	12/10/2011	0.0430	0.0049
BALANCED PORTFOLIO - 15 MONTH SERIES 2011-4Q ADT 763	45-3501378	00770E362	00770E370	00770E388	00770E396	BAL114Q	12/19/2011	0.0109	0.0034
BALANCED PORTFOLIO - 15 MONTH SERIES 2011-4Q ADT 763	45-3501378	00770E362	00770E370	00770E388	00770E396	BAL114Q	12/19/2011	0.0696	0.0080
BALANCED PORTFOLIO - 15 MONTH SERIES 2011-4Q ADT 763	45-3501378	00770E362	00770E370	00770E388	00770E396	BAL114Q	12/31/2011	0.0508	0.0058
SENIOR VARIABLE RATE AND INCOME CLOSED-END PORTFOLIO - 15 MONTH SERIES 2 ADT 764	45-3501362	00770E404	00770E412	00770E420	00770E438	SRV114Q	12/10/2011	0.0619	0.0024
SENIOR VARIABLE RATE AND INCOME CLOSED-END PORTFOLIO - 15 MONTH SERIES 2 ADT 764	45-3501362	00770E404	00770E412	00770E420	00770E438	SRV114Q	12/19/2011	0.0474	0.0018
SENIOR VARIABLE RATE AND INCOME CLOSED-END PORTFOLIO - 15 MONTH SERIES 2 ADT 764	45-3501362	00770E404	00770E412	00770E420	00770E438	SRV114Q	12/31/2011	0.0437	0.0017
GLOBAL COVERED CALL & INCOME STRATEGIES CLOSED-END PORTFOLIO - 15 MONTH SERIES 2 ADT 765	45-3528165	00770E446	00770E453	00770E461	00770E479	GCV114Q	12/10/2011	0.0678	0.0219
GLOBAL COVERED CALL & INCOME STRATEGIES CLOSED-END PORTFOLIO - 15 MONTH SERIES 2 ADT 765	45-3528165	00770E446	00770E453	00770E461	00770E479	GCV114Q	12/19/2011	0.0902	0.0291
GLOBAL COVERED CALL & INCOME STRATEGIES CLOSED-END PORTFOLIO - 15 MONTH SERIES 2 ADT 765	45-3528165	00770E446	00770E453	00770E461	00770E479	GCV114Q	12/31/2011	0.1216	0.0392
ANGELS PORTFOLIO SERIES 2011-4Q ADT 767	45-3505698	00770E487	00770E495	00770E503	00770E511	ANGL114Q	12/19/2011	0.0136	0.0043
DIVIDEND RULER PORTFOLIO SERIES 2011D ADT 769	45-3505822	00770E529	00770E537	00770E545	00770E552	DVRUL11D	12/19/2011	0.0279	0.0017
DIVIDEND ADVANTAGE PORTFOLIO SERIES 2011-4Q ADT 702	45-3722098	00770E602	00770E610	00770E628	00770E636	DAP114Q	12/19/2011	0.0100	0.0059
STRATEGIC HIGH 80 DIVIDEND PORTFOLIO, SER 2011-4Q ADT 725	45-3722215	00770E644	00770E651	00770E669	00770E677	HI80114Q	12/19/2011	0.0192	0.0086
TACTICAL INCOME C-E PORT SERIES 2011-4 ADT 776	45-3784634	00770E685	00770E693	00770E701	00770E719	TICE2114	12/10/2011	0.0192	0.0033
TACTICAL INCOME C-E PORT SERIES 2011-4 ADT 776	45-3784634	00770E685	00770E693	00770E701	00770E719	TICE2114	12/19/2011	0.0194	0.0123
TACTICAL INCOME C-E PORT SERIES 2011-4 ADT 776	45-3784634	00770E685	00770E693	00770E701	00770E719	TICE2114	12/19/2011	0.0824	0.0143
TACTICAL INCOME C-E PORT SERIES 2011-4 ADT 776	45-3784634	00770E685	00770E693	00770E701	00770E719	TICE2114	12/31/2011	0.0347	0.0060
INTERNATIONAL HIGH 30 DIVIDEND PORTFOLIO, SERIES 2011-4Q - ADT 781	45-3806660	00770E727	00770E735	00770E743	00770E750	IHT114Q	12/19/2011	0.0106	0.0060
GLOBAL GOLD INCOME PORTFOLIO, SERIES 2011-4Q ADT 782	45-3577551	00770E768	00770E776			GOLD114Q	12/19/2011	0.0100	0.0039
CONFLUENCE HARD ASSETS PORTFOLIO, SERIES 2011-2 ADT 783	45-3217187	00770E784	00770E792	00770E800	00770E818	CHA112	12/19/2011	0.0100	0.0045
CONFLUENCE REIT PORTFOLIO, SERIES 2011-2 ADT 811	45-3806558	00770E826	00770E834	00770E842	00770E859	CRP112	12/19/2011	0.0100	0.0014
CONFLUENCE REIT PORTFOLIO, SERIES 2011-2 ADT 811	45-3806558	00770E826	00770E834	00770E842	00770E859	CRP112	12/19/2011	0.0496	0.0260
CONFLUENCE REIT PORTFOLIO, SERIES 2011-2 ADT 811	45-3806558	00770E826	00770E834	00770E842	00770E859	CRP112	12/31/2011	0.0050	0.0026
COVERED CALL & INC STRATEGIES C-E PORT 2011-2 ADT 778	45-3784707	00770H100	00770H118	00770H126	00770H134	CV2Y112	12/19/2011	0.2038	0.0706
COVERED CALL & INC STRATEGIES C-E PORT 2011-2 ADT 778	45-3784707	00770H100	00770H118	00770H126	00770H134	CV2Y112	12/31/2011	0.0108	0.0037
STRATEGIC FOUNDATIONS OF GROWTH PORTFOLIO, SERIES 2011-2 ADT 779	45-3784786	00770H142	00770H159	00770H167	00770H175	FGR112	12/19/2011	0.0100	0.0065
ADV CORP TR - NAVEILLER DIAL HIGH INC OPP PORT SER 38 ADT 780	45-3613474	00770H183	00770H191			ACTND038	11/10/2011	2.5400	2.5400
ADV CORP TR - NAVEILLER DIAL HIGH INC OPP PORT SER 38 ADT 780	45-3613474	00770H183	00770H191			ACTND038	12/10/2011	5.4500	5.4500
INFLATION INCOME STRATEGY PORTFOLIO, SERIES 2011-3 ADT 775	45-3722017	00770H209	00770H217	00770H225	00770H233	INFL113	12/19/2011	0.0134	0.0091
INFLATION INCOME STRATEGY PORTFOLIO, SERIES 2011-3 ADT 775	45-3722017	00770H209	00770H217	00770H225	00770H233	INFL113	12/19/2011	0.0755	0.0173
INFLATION INCOME STRATEGY PORTFOLIO, SERIES 2011-3 ADT 775	45-3722017	00770H209	00770H217	00770H225	00770H233	INFL113	12/31/2011	0.0131	0.0030
PERONI GROWTH PORTFOLIO, WINTER 2012 SERIES ADT 786	45-3996628	00770H324	00770H332	00770H340	00770H357	PGR12W	12/31/2011	0.0012	0.0001
BUSINESS DEVELOPMENT COMPANY OPPORTUNITIES PORTFOLIO, SERIES 2011-2 ADT 787	45-3940557	00770H365	00770H373	00770H381	00770H399	BDC112	12/31/2011	0.0241	0.0048
HIGH 50 DIVIDEND STRATEGY PORTFOLIO, SERIES 2011-4Q ADT 788	45-3950358	00770H407	00770H415	00770H423	00770H431	HI50114Q	12/31/2011	0.0271	0.0001
ADV CORP TR - NAVEILLER DIAL HIGH INC OPP PORT SER 39 ADT 790	45-3658823	00770H449	00770H456			ACTND039	12/10/2011	4.3300	4.3300
ADV CORP TR - NAVEILLER DIAL HIGH INC OPP PORT SER 40 ADT 791	45-3670686	00770H464	00770H472			ACTND040	12/10/2011	2.9300	2.9300
BAHL & GAYNOR SML CAP GRWTH & INC PRT, SER 2011-4Q ADT 784	45-3806604	00770H589	00770H597	00770H605	00770H613	SMLG114Q	12/19/2011	0.0153	0.0063
BUILD AMERICA BONDS INCOME TRUST SERIES 78	45-2491679	12007A105	12007A113			BABS78	7/10/2011	3.5900	1.3279
BUILD AMERICA BONDS INCOME TRUST SERIES 78	45-2491679	12007A105	12007A113			BABS78	8/10/2011	4.6900	1.7348
BUILD AMERICA BONDS INCOME TRUST SERIES 78	45-2491679	12007A105	12007A113			BABS78	9/10/2011	4.6900	1.7348
BUILD AMERICA BONDS INCOME TRUST SERIES 78	45-2491679	12007A105	12007A113			BABS78	10/10/2011	4.7200	1.7459
BUILD AMERICA BONDS INCOME TRUST SERIES 78	45-2491679	12007A105	12007A113			BABS78	11/10/2011	4.7500	1.7570

CLAYMORE GUGGENHEIM INTERMEDIATE INVEST GRADE CORP TR SER 25	27-3244289	18387R204	18387R212				GIC025	11/15/2011	4.2500	0.6520
CLAYMORE GUGGENHEIM INTERMEDIATE INVEST GRADE CORP TR SER 25	27-3244289	18387R204	18387R212				GIC025	12/15/2011	4.2600	0.6535
CLAYMORE GUGGENHEIM SHORT DURATION HIGH YIELD TRUST SERIES 5	27-3368465	18387R220	18387R238				GSHY005	1/15/2011	6.2500	1.5694
CLAYMORE GUGGENHEIM SHORT DURATION HIGH YIELD TRUST SERIES 5	27-3368465	18387R220	18387R238				GSHY005	2/15/2011	6.2300	1.5644
CLAYMORE GUGGENHEIM SHORT DURATION HIGH YIELD TRUST SERIES 5	27-3368465	18387R220	18387R238				GSHY005	3/15/2011	6.1600	1.5468
CLAYMORE GUGGENHEIM SHORT DURATION HIGH YIELD TRUST SERIES 5	27-3368465	18387R220	18387R238				GSHY005	3/15/2011	50.9600	50.9345
CLAYMORE GUGGENHEIM SHORT DURATION HIGH YIELD TRUST SERIES 5	27-3368465	18387R220	18387R238				GSHY005	4/15/2011	5.7800	1.4514
CLAYMORE GUGGENHEIM SHORT DURATION HIGH YIELD TRUST SERIES 5	27-3368465	18387R220	18387R238				GSHY005	4/15/2011	34.6200	34.6027
CLAYMORE GUGGENHEIM SHORT DURATION HIGH YIELD TRUST SERIES 5	27-3368465	18387R220	18387R238				GSHY005	5/15/2011	5.9600	1.4966
CLAYMORE GUGGENHEIM SHORT DURATION HIGH YIELD TRUST SERIES 5	27-3368465	18387R220	18387R238				GSHY005	6/15/2011	5.3300	1.3384
CLAYMORE GUGGENHEIM SHORT DURATION HIGH YIELD TRUST SERIES 5	27-3368465	18387R220	18387R238				GSHY005	6/15/2011	88.7500	88.7056
CLAYMORE GUGGENHEIM SHORT DURATION HIGH YIELD TRUST SERIES 5	27-3368465	18387R220	18387R238				GSHY005	7/15/2011	5.0800	1.2756
CLAYMORE GUGGENHEIM SHORT DURATION HIGH YIELD TRUST SERIES 5	27-3368465	18387R220	18387R238				GSHY005	8/15/2011	5.1000	1.2806
CLAYMORE GUGGENHEIM SHORT DURATION HIGH YIELD TRUST SERIES 5	27-3368465	18387R220	18387R238				GSHY005	9/15/2011	5.0900	1.2781
CLAYMORE GUGGENHEIM SHORT DURATION HIGH YIELD TRUST SERIES 5	27-3368465	18387R220	18387R238				GSHY005	10/15/2011	5.0500	1.2681
CLAYMORE GUGGENHEIM SHORT DURATION HIGH YIELD TRUST SERIES 5	27-3368465	18387R220	18387R238				GSHY005	10/15/2011	14.9500	14.9425
CLAYMORE GUGGENHEIM SHORT DURATION HIGH YIELD TRUST SERIES 5	27-3368465	18387R220	18387R238				GSHY005	11/15/2011	4.9700	1.2480
CLAYMORE GUGGENHEIM SHORT DURATION HIGH YIELD TRUST SERIES 5	27-3368465	18387R220	18387R238				GSHY005	11/15/2011	7.7100	7.7061
CLAYMORE GUGGENHEIM SHORT DURATION HIGH YIELD TRUST SERIES 5	27-3368465	18387R220	18387R238				GSHY005	12/15/2011	4.5200	1.1350
CLAYMORE GUGGENHEIM SHORT DURATION HIGH YIELD TRUST SERIES 5	27-3368465	18387R220	18387R238				GSHY005	12/15/2011	35.2800	35.2624
CORPORATE INCOME TRUST SERIES 2	27-2996126	21989W100	21989W118				VKCT2	1/10/2011	3.7900	0.9445
CORPORATE INCOME TRUST SERIES 2	27-2996126	21989W100	21989W118				VKCT2	2/10/2011	3.8000	0.9470
CORPORATE INCOME TRUST SERIES 2	27-2996126	21989W100	21989W118				VKCT2	3/10/2011	3.8000	0.9470
CORPORATE INCOME TRUST SERIES 2	27-2996126	21989W100	21989W118				VKCT2	4/10/2011	3.8100	0.9495
CORPORATE INCOME TRUST SERIES 2	27-2996126	21989W100	21989W118				VKCT2	5/10/2011	3.7900	0.9445
CORPORATE INCOME TRUST SERIES 2	27-2996126	21989W100	21989W118				VKCT2	6/10/2011	3.8000	0.9470
CORPORATE INCOME TRUST SERIES 2	27-2996126	21989W100	21989W118				VKCT2	7/10/2011	3.7900	0.9445
CORPORATE INCOME TRUST SERIES 2	27-2996126	21989W100	21989W118				VKCT2	8/10/2011	3.8000	0.9470
CORPORATE INCOME TRUST SERIES 2	27-2996126	21989W100	21989W118				VKCT2	9/10/2011	3.7900	0.9445
CORPORATE INCOME TRUST SERIES 2	27-2996126	21989W100	21989W118				VKCT2	10/10/2011	3.8100	0.9495
CORPORATE INCOME TRUST SERIES 2	27-2996126	21989W100	21989W118				VKCT2	11/10/2011	3.8000	0.9470
CORPORATE INCOME TRUST SERIES 2	27-2996126	21989W100	21989W118				VKCT2	12/10/2011	3.8200	0.9519
CORPORATE INCOME TRUST SERIES 3	45-3190009	21989W126	21989W134				VKCT3	10/10/2011	1.2300	1.2300
CORPORATE INCOME TRUST SERIES 3	45-3190009	21989W126	21989W134				VKCT3	11/10/2011	1.8500	1.8500
CORPORATE INCOME TRUST SERIES 3	45-3190009	21989W126	21989W134				VKCT3	12/10/2011	1.8500	1.8500
FT 2866 DIVERSIFIED INCOME PORTFOLIO	450664142	30277J200	30277J218	30277J226	30277J234	30277J242	FTLUKX	05/25/11	0.0127	0.0024
FT 2866 DIVERSIFIED INCOME PORTFOLIO	450664142	30277J200	30277J218	30277J226	30277J234	30277J242	FTLUKX	06/25/11	0.0149	0.0028
FT 2866 DIVERSIFIED INCOME PORTFOLIO	450664142	30277J200	30277J218	30277J226	30277J234	30277J242	FTLUKX	07/25/11	0.0727	0.0136
FT 2866 DIVERSIFIED INCOME PORTFOLIO	450664142	30277J200	30277J218	30277J226	30277J234	30277J242	FTLUKX	08/25/11	0.0491	0.0092
FT 2866 DIVERSIFIED INCOME PORTFOLIO	450664142	30277J200	30277J218	30277J226	30277J234	30277J242	FTLUKX	09/25/11	0.0153	0.0029
FT 2866 DIVERSIFIED INCOME PORTFOLIO	450664142	30277J200	30277J218	30277J226	30277J234	30277J242	FTLUKX	10/25/11	0.0446	0.0083
FT 2866 DIVERSIFIED INCOME PORTFOLIO	450664142	30277J200	30277J218	30277J226	30277J234	30277J242	FTLUKX	11/25/11	0.0383	0.0072
FT 2866 DIVERSIFIED INCOME PORTFOLIO	450664142	30277J200	30277J218	30277J226	30277J234	30277J242	FTLUKX	12/25/11	0.0147	0.0027
FT 2866 DIVERSIFIED INCOME PORTFOLIO	450664142	30277J200	30277J218	30277J226	30277J234	30277J242	FTLUKX	12/29/11	0.0774	0.0145
FT 2866 DIVERSIFIED INCOME PORTFOLIO	450664142	30277J200	30277J218	30277J226	30277J234	30277J242	FTLUKX	12/29/11	0.0001	-
FT 2919 INCOME ALLOCATION CLOSED-END JUNE '11	452344663	30277P800	30277P818	30277P826	30277P834	30277P842	FTSCBX	06/25/11	0.0108	0.0023
FT 2919 INCOME ALLOCATION CLOSED-END JUNE '11	452344663	30277P800	30277P818	30277P826	30277P834	30277P842	FTSCBX	07/25/11	0.0611	0.0129
FT 2919 INCOME ALLOCATION CLOSED-END JUNE '11	452344663	30277P800	30277P818	30277P826	30277P834	30277P842	FTSCBX	08/25/11	0.0611	0.0129
FT 2919 INCOME ALLOCATION CLOSED-END JUNE '11	452344663	30277P800	30277P818	30277P826	30277P834	30277P842	FTSCBX	09/25/11	0.0611	0.0129
FT 2919 INCOME ALLOCATION CLOSED-END JUNE '11	452344663	30277P800	30277P818	30277P826	30277P834	30277P842	FTSCBX	10/25/11	0.0600	0.0126
FT 2919 INCOME ALLOCATION CLOSED-END JUNE '11	452344663	30277P800	30277P818	30277P826	30277P834	30277P842	FTSCBX	11/25/11	0.0600	0.0126
FT 2919 INCOME ALLOCATION CLOSED-END JUNE '11	452344663	30277P800	30277P818	30277P826	30277P834	30277P842	FTSCBX	12/25/11	0.0600	0.0126
FT 2919 INCOME ALLOCATION CLOSED-END JUNE '11	452344663	30277P800	30277P818	30277P826	30277P834	30277P842	FTSCBX	12/29/11	0.0933	0.0196
FT 2919 INCOME ALLOCATION CLOSED-END JUNE '11	452344663	30277P800	30277P818	30277P826	30277P834	30277P842	FTSCBX	07/25/11	0.0008	0.0008
FT 2919 INCOME ALLOCATION CLOSED-END JUNE '11	452344663	30277P800	30277P818	30277P826	30277P834	30277P842	FTSCBX	10/25/11	0.0010	0.0010
FT 2919 INCOME ALLOCATION CLOSED-END JUNE '11	452344663	30277P800	30277P818	30277P826	30277P834	30277P842	FTSCBX	12/29/11	0.0094	0.0094
FT 2951 SENIOR LOAN & LIMITED DURATION PLUS CLOSED-END PORTFOLIO, SERIES 39	451858333	30277R293	30277R301	30277R319	30277R327	30277R335	FSTRWX	06/25/11	0.0565	0.0037
FT 2951 SENIOR LOAN & LIMITED DURATION PLUS CLOSED-END PORTFOLIO, SERIES 39	451858333	30277R293	30277R301	30277R319	30277R327	30277R335	FSTRWX	07/25/11	0.0552	0.0036
FT 2951 SENIOR LOAN & LIMITED DURATION PLUS CLOSED-END PORTFOLIO, SERIES 39	451858333	30277R293	30277R301	30277R319	30277R327	30277R335	FSTRWX	08/25/11	0.0552	0.0036
FT 2951 SENIOR LOAN & LIMITED DURATION PLUS CLOSED-END PORTFOLIO, SERIES 39	451858333	30277R293	30277R301	30277R319	30277R327	30277R335	FSTRWX	09/25/11	0.0552	0.0036
FT 2951 SENIOR LOAN & LIMITED DURATION PLUS CLOSED-END PORTFOLIO, SERIES 39	451858333	30277R293	30277R301	30277R319	30277R327	30277R335	FSTRWX	10/25/11	0.0532	0.0035
FT 2951 SENIOR LOAN & LIMITED DURATION PLUS CLOSED-END PORTFOLIO, SERIES 39	451858333	30277R293	30277R301	30277R319	30277R327	30277R335	FSTRWX	11/25/11	0.0532	0.0035
FT 2951 SENIOR LOAN & LIMITED DURATION PLUS CLOSED-END PORTFOLIO, SERIES 39	451858333	30277R293	30277R301	30277R319	30277R327	30277R335	FSTRWX	12/25/11	0.0532	0.0035
FT 2951 SENIOR LOAN & LIMITED DURATION PLUS CLOSED-END PORTFOLIO, SERIES 39	451858333	30277R293	30277R301	30277R319	30277R327	30277R335	FSTRWX	12/29/11	0.0814	0.0054
FT 2951 SENIOR LOAN & LIMITED DURATION PLUS CLOSED-END PORTFOLIO, SERIES 39	451858333	30277R293	30277R301	30277R319	30277R327	30277R335	FSTRWX	12/29/11	0.0012	0.0012

FT 3049 REAL ESTATE CLOSED-END PORTFOLIO, SERIES 6	452488030	30278A307	30278A315	30278A323	30278A331	30278A349	FCKNSX	12/29/11	0.0207	0.0033
FT 3051 SENIOR LOAN & LIMITED DURATION CLOSED-END PORTFOLIO, SERIES 2	452476150	30278A406	30278A414	30278A422	30278A430	30278A448	FTNAKX	07/25/11	0.0424	0.0021
FT 3051 SENIOR LOAN & LIMITED DURATION CLOSED-END PORTFOLIO, SERIES 2	452476150	30278A406	30278A414	30278A422	30278A430	30278A448	FTNAKX	08/25/11	0.0550	0.0027
FT 3051 SENIOR LOAN & LIMITED DURATION CLOSED-END PORTFOLIO, SERIES 2	452476150	30278A406	30278A414	30278A422	30278A430	30278A448	FTNAKX	09/25/11	0.0549	0.0027
FT 3051 SENIOR LOAN & LIMITED DURATION CLOSED-END PORTFOLIO, SERIES 2	452476150	30278A406	30278A414	30278A422	30278A430	30278A448	FTNAKX	10/25/11	0.0545	0.0027
FT 3051 SENIOR LOAN & LIMITED DURATION CLOSED-END PORTFOLIO, SERIES 2	452476150	30278A406	30278A414	30278A422	30278A430	30278A448	FTNAKX	11/25/11	0.0545	0.0027
FT 3051 SENIOR LOAN & LIMITED DURATION CLOSED-END PORTFOLIO, SERIES 2	452476150	30278A406	30278A414	30278A422	30278A430	30278A448	FTNAKX	12/25/11	0.0545	0.0027
FT 3051 SENIOR LOAN & LIMITED DURATION CLOSED-END PORTFOLIO, SERIES 2	452476150	30278A406	30278A414	30278A422	30278A430	30278A448	FTNAKX	12/29/11	0.0680	0.0034
FT 3051 SENIOR LOAN & LIMITED DURATION CLOSED-END PORTFOLIO, SERIES 2	452476150	30278A406	30278A414	30278A422	30278A430	30278A448	FTNAKX	10/25/11	0.0021	0.0021
FT 3169ENERGY SELECT PORTFOLIO, SERIES 40	453504422	30278B156	30278B164	30278B172	30278B180	30278B198	FHRPJX	12/25/11	0.0215	0.0018
FT 3169ENERGY SELECT PORTFOLIO, SERIES 40	453504422	30278B156	30278B164	30278B172	30278B180	30278B198	FHRPJX	12/29/11	0.0118	0.0010
FT 3066 SENIOR LOAN & LIMITED DURATION PLUS CLOSED-END PORTFOLIO, SERIES 44	452656728	30278C758	30278C766	30278C774	30278C782	30278C790	FGRMHX	08/25/11	0.0475	0.0045
FT 3066 SENIOR LOAN & LIMITED DURATION PLUS CLOSED-END PORTFOLIO, SERIES 44	452656728	30278C758	30278C766	30278C774	30278C782	30278C790	FGRMHX	09/25/11	0.0553	0.0052
FT 3066 SENIOR LOAN & LIMITED DURATION PLUS CLOSED-END PORTFOLIO, SERIES 44	452656728	30278C758	30278C766	30278C774	30278C782	30278C790	FGRMHX	10/25/11	0.0555	0.0053
FT 3066 SENIOR LOAN & LIMITED DURATION PLUS CLOSED-END PORTFOLIO, SERIES 44	452656728	30278C758	30278C766	30278C774	30278C782	30278C790	FGRMHX	11/25/11	0.0555	0.0053
FT 3066 SENIOR LOAN & LIMITED DURATION PLUS CLOSED-END PORTFOLIO, SERIES 44	452656728	30278C758	30278C766	30278C774	30278C782	30278C790	FGRMHX	12/25/11	0.0555	0.0053
FT 3066 SENIOR LOAN & LIMITED DURATION PLUS CLOSED-END PORTFOLIO, SERIES 44	452656728	30278C758	30278C766	30278C774	30278C782	30278C790	FGRMHX	12/29/11	0.0700	0.0066
FT 3066 SENIOR LOAN & LIMITED DURATION PLUS CLOSED-END PORTFOLIO, SERIES 44	452656728	30278C758	30278C766	30278C774	30278C782	30278C790	FGRMHX	12/29/11	0.0016	0.0016
FT 3096 STRATEGIC INCOME OPPORTUNITIES CLOSED-END PORTFOLIO, SERIES 6	452914624	30278G304	30278G312	30278G320	30278G338	30278G346	FTAWPX	09/25/11	0.0406	0.0117
FT 3096 STRATEGIC INCOME OPPORTUNITIES CLOSED-END PORTFOLIO, SERIES 6	452914624	30278G304	30278G312	30278G320	30278G338	30278G346	FTAWPX	10/25/11	0.0692	0.0200
FT 3096 STRATEGIC INCOME OPPORTUNITIES CLOSED-END PORTFOLIO, SERIES 6	452914624	30278G304	30278G312	30278G320	30278G338	30278G346	FTAWPX	11/25/11	0.0692	0.0200
FT 3096 STRATEGIC INCOME OPPORTUNITIES CLOSED-END PORTFOLIO, SERIES 6	452914624	30278G304	30278G312	30278G320	30278G338	30278G346	FTAWPX	12/25/11	0.0692	0.0200
FT 3096 STRATEGIC INCOME OPPORTUNITIES CLOSED-END PORTFOLIO, SERIES 6	452914624	30278G304	30278G312	30278G320	30278G338	30278G346	FTAWPX	12/29/11	0.0857	0.0248
FT 3110 SENIOR LOAN & LIMITED DURATION OPPORTUNITIES CLOSED-END PORTFOLIO, SERIES 8	452911269	30278G353	30278G361	30278G379	30278G387	30278G395	FRPLEX	09/25/11	0.0195	0.0017
FT 3110 SENIOR LOAN & LIMITED DURATION OPPORTUNITIES CLOSED-END PORTFOLIO, SERIES 8	452911269	30278G353	30278G361	30278G379	30278G387	30278G395	FRPLEX	10/25/11	0.0599	0.0052
FT 3110 SENIOR LOAN & LIMITED DURATION OPPORTUNITIES CLOSED-END PORTFOLIO, SERIES 8	452911269	30278G353	30278G361	30278G379	30278G387	30278G395	FRPLEX	11/25/11	0.0599	0.0052
FT 3110 SENIOR LOAN & LIMITED DURATION OPPORTUNITIES CLOSED-END PORTFOLIO, SERIES 8	452911269	30278G353	30278G361	30278G379	30278G387	30278G395	FRPLEX	12/25/11	0.0599	0.0052
FT 3110 SENIOR LOAN & LIMITED DURATION OPPORTUNITIES CLOSED-END PORTFOLIO, SERIES 8	452911269	30278G353	30278G361	30278G379	30278G387	30278G395	FRPLEX	12/29/11	0.0750	0.0065
FT 3110 SENIOR LOAN & LIMITED DURATION OPPORTUNITIES CLOSED-END PORTFOLIO, SERIES 8	452911269	30278G353	30278G361	30278G379	30278G387	30278G395	FRPLEX	10/25/11	0.0015	0.0015
FT 3111 STRATEGIC INCOME CLOSED-END PORTFOLIO, SERIES 36	452911229	30278G403	30278G411	30278G429	30278G437	30278G445	FRLSCX	09/25/11	0.0213	0.0033
FT 3111 STRATEGIC INCOME CLOSED-END PORTFOLIO, SERIES 36	452911229	30278G403	30278G411	30278G429	30278G437	30278G445	FRLSCX	10/25/11	0.0639	0.0098
FT 3111 STRATEGIC INCOME CLOSED-END PORTFOLIO, SERIES 36	452911229	30278G403	30278G411	30278G429	30278G437	30278G445	FRLSCX	11/25/11	0.0639	0.0098
FT 3111 STRATEGIC INCOME CLOSED-END PORTFOLIO, SERIES 36	452911229	30278G403	30278G411	30278G429	30278G437	30278G445	FRLSCX	12/25/11	0.0639	0.0098
FT 3111 STRATEGIC INCOME CLOSED-END PORTFOLIO, SERIES 36	452911229	30278G403	30278G411	30278G429	30278G437	30278G445	FRLSCX	12/29/11	0.0728	0.0111
FT 3111 STRATEGIC INCOME CLOSED-END PORTFOLIO, SERIES 36	452911229	30278G403	30278G411	30278G429	30278G437	30278G445	FRLSCX	12/29/11	0.0035	0.0035
FT 3142 REAL ESTATE CLOSED-END PORTFOLIO, SERIES 7	452979065	30278G809	30278G817	30278G825	30278G833	30278G841	FBOIMX	10/25/11	0.0537	0.0098
FT 3142 REAL ESTATE CLOSED-END PORTFOLIO, SERIES 7	452979065	30278G809	30278G817	30278G825	30278G833	30278G841	FBOIMX	11/25/11	0.0559	0.0102
FT 3142 REAL ESTATE CLOSED-END PORTFOLIO, SERIES 7	452979065	30278G809	30278G817	30278G825	30278G833	30278G841	FBOIMX	12/25/11	0.0559	0.0102
FT 3142 REAL ESTATE CLOSED-END PORTFOLIO, SERIES 7	452979065	30278G809	30278G817	30278G825	30278G833	30278G841	FBOIMX	12/29/11	0.1001	0.0183
FT 3115 MULTI-SECTOR INCOME PORTFOLIO, SERIES 5	452979354	30278H153	30278H161	30278H179	30278H187	30278H195	FBLDOX	10/25/11	0.0381	0.0124
FT 3115 MULTI-SECTOR INCOME PORTFOLIO, SERIES 5	452979354	30278H153	30278H161	30278H179	30278H187	30278H195	FBLDOX	11/25/11	0.0467	0.0152
FT 3115 MULTI-SECTOR INCOME PORTFOLIO, SERIES 5	452979354	30278H153	30278H161	30278H179	30278H187	30278H195	FBLDOX	12/25/11	0.0381	0.0124
FT 3115 MULTI-SECTOR INCOME PORTFOLIO, SERIES 5	452979354	30278H153	30278H161	30278H179	30278H187	30278H195	FBLDOX	12/29/11	0.0916	0.0299
FT 3135 INCOME ALLOCATION CLOSED-END OCT. '11	453336524	30278H252	30278H260	30278H278	30278H286	30278H294	FTATSX	10/25/11	0.0064	0.0011
FT 3135 INCOME ALLOCATION CLOSED-END OCT. '11	453336524	30278H252	30278H260	30278H278	30278H286	30278H294	FTATSX	11/25/11	0.0742	0.0123
FT 3135 INCOME ALLOCATION CLOSED-END OCT. '11	453336524	30278H252	30278H260	30278H278	30278H286	30278H294	FTATSX	12/25/11	0.0742	0.0123
FT 3135 INCOME ALLOCATION CLOSED-END OCT. '11	453336524	30278H252	30278H260	30278H278	30278H286	30278H294	FTATSX	12/29/11	0.1079	0.0179
FT 3148 STRATEGIC INCOME PLUS CLOSED-END PORTFOLIO, SERIES 33	453086922	30278L154	30278L162	30278L170	30278L188	30278L196	FMZADX	10/25/11	0.0652	0.0257
FT 3148 STRATEGIC INCOME PLUS CLOSED-END PORTFOLIO, SERIES 33	453086922	30278L154	30278L162	30278L170	30278L188	30278L196	FMZADX	11/25/11	0.0753	0.0297
FT 3148 STRATEGIC INCOME PLUS CLOSED-END PORTFOLIO, SERIES 33	453086922	30278L154	30278L162	30278L170	30278L188	30278L196	FMZADX	12/25/11	0.0753	0.0297
FT 3148 STRATEGIC INCOME PLUS CLOSED-END PORTFOLIO, SERIES 33	453086922	30278L154	30278L162	30278L170	30278L188	30278L196	FMZADX	12/29/11	0.1137	0.0448
FT 3148 STRATEGIC INCOME PLUS CLOSED-END PORTFOLIO, SERIES 33	453086922	30278L154	30278L162	30278L170	30278L188	30278L196	FMZADX	12/29/11	0.0019	0.0018
FT 3129 STRATEGIC INCOME ADVANTAGE SELECT, CLOSED-END PORTFOLIO, SERIES 27	453189248	30278L303	30278L311	30278L329	30278L337	30278L345	FNILEX	10/25/11	0.0228	0.0008
FT 3129 STRATEGIC INCOME ADVANTAGE SELECT, CLOSED-END PORTFOLIO, SERIES 27	453189248	30278L303	30278L311	30278L329	30278L337	30278L345	FNILEX	11/25/11	0.0719	0.0027
FT 3129 STRATEGIC INCOME ADVANTAGE SELECT, CLOSED-END PORTFOLIO, SERIES 27	453189248	30278L303	30278L311	30278L329	30278L337	30278L345	FNILEX	12/25/11	0.0719	0.0027
FT 3129 STRATEGIC INCOME ADVANTAGE SELECT, CLOSED-END PORTFOLIO, SERIES 27	453189248	30278L303	30278L311	30278L329	30278L337	30278L345	FNILEX	12/29/11	0.0469	0.0017
FT 3129 STRATEGIC INCOME ADVANTAGE SELECT, CLOSED-END PORTFOLIO, SERIES 27	453189248	30278L303	30278L311	30278L329	30278L337	30278L345	FNILEX	12/29/11	0.0079	-
FT 3152 ABC PORTFOLIO, SERIES 3	453127167	30278L485	30278L493	30278L501	30278L519	30278L527	FSNAKX	12/25/11	0.0655	0.0012
FT 3152 ABC PORTFOLIO, SERIES 3	453127167	30278L485	30278L493	30278L501	30278L519	30278L527	FSNAKX	12/29/11	0.0640	0.0011

FT 3189 INCOME ALLOCATION CLOSED-END NOV. '11	453606371	30278N309	30278N317	30278N325	30278N333	30278N341	FBYVUX	11/25/11	0.0113	0.0025
FT 3189 INCOME ALLOCATION CLOSED-END NOV. '11	453606371	30278N309	30278N317	30278N325	30278N333	30278N341	FBYVUX	12/25/11	0.0698	0.0155
FT 3189 INCOME ALLOCATION CLOSED-END NOV. '11	453606371	30278N309	30278N317	30278N325	30278N333	30278N341	FBYVUX	12/29/11	0.0956	0.0212
FT 3189 INCOME ALLOCATION CLOSED-END NOV. '11	453606371	30278N309	30278N317	30278N325	30278N333	30278N341	FBYVUX	12/29/11	0.0087	-
FT 3185 TACTICAL INCOME PORTFOLIO, SERIES 10	453217783	30278N606	30278N614	30278N622	30278N630	30278N648	FDESXR	10/25/11	0.0197	0.0026
FT 3185 TACTICAL INCOME PORTFOLIO, SERIES 10	453217783	30278N606	30278N614	30278N622	30278N630	30278N648	FDESXR	11/25/11	0.0600	0.0079
FT 3185 TACTICAL INCOME PORTFOLIO, SERIES 10	453217783	30278N606	30278N614	30278N622	30278N630	30278N648	FDESXR	12/25/11	0.0600	0.0079
FT 3185 TACTICAL INCOME PORTFOLIO, SERIES 10	453217783	30278N606	30278N614	30278N622	30278N630	30278N648	FDESXR	12/29/11	0.0763	0.0101
FT 3227STRATEGIC INCOME PLUS CLOSED-END PORTFOLIO, SERIES 34	453501289	30278Q104	30278Q112	30278Q120	30278Q138	30278Q146	FTUNRX	11/25/11	0.0719	0.0150
FT 3227STRATEGIC INCOME PLUS CLOSED-END PORTFOLIO, SERIES 34	453501289	30278Q104	30278Q112	30278Q120	30278Q138	30278Q146	FTUNRX	12/25/11	0.0806	0.0168
FT 3227STRATEGIC INCOME PLUS CLOSED-END PORTFOLIO, SERIES 34	453501289	30278Q104	30278Q112	30278Q120	30278Q138	30278Q146	FTUNRX	12/29/11	0.0955	0.0199
FT 3227STRATEGIC INCOME PLUS CLOSED-END PORTFOLIO, SERIES 34	453501289	30278Q104	30278Q112	30278Q120	30278Q138	30278Q146	FTUNRX	12/29/11	0.0014	-
FT 3212 STRATEGIC INCOME OPPORTUNITIES CLOSED-END PORTFOLIO, SERIES 7	453708901	30278Q351	30278Q369	30278Q377	30278Q385	30278Q393	FPYLSX	12/25/11	0.0520	0.0096
FT 3212 STRATEGIC INCOME OPPORTUNITIES CLOSED-END PORTFOLIO, SERIES 7	453708901	30278Q351	30278Q369	30278Q377	30278Q385	30278Q393	FPYLSX	12/29/11	0.0690	0.0127
FT 3212 STRATEGIC INCOME OPPORTUNITIES CLOSED-END PORTFOLIO, SERIES 7	453708901	30278Q351	30278Q369	30278Q377	30278Q385	30278Q393	FPYLSX	12/29/11	0.0086	-
FT 3209 INCOME ALLOCATION CLOSED-END DEC. '11	453825421	30278Q567	30278Q575	30278Q583	30278Q591	30278Q609	FCRUFX	12/25/11	0.0093	0.0031
FT 3209 INCOME ALLOCATION CLOSED-END DEC. '11	453825421	30278Q567	30278Q575	30278Q583	30278Q591	30278Q609	FCRUFX	12/29/11	0.1121	0.0372
FT 3209 INCOME ALLOCATION CLOSED-END DEC. '11	453825421	30278Q567	30278Q575	30278Q583	30278Q591	30278Q609	FCRUFX	12/29/11	0.0104	0.0012
FT 3220 DIVERSIFIED HIGH INCOME CLOSED-END PORTFOLIO, SERIES 4	453739913	30278T157	30278T165	30278T173	30278T181	30278T199	FMANKX	12/25/11	0.0478	0.0085
FT 3220 DIVERSIFIED HIGH INCOME CLOSED-END PORTFOLIO, SERIES 4	453739913	30278T157	30278T165	30278T173	30278T181	30278T199	FMANKX	12/29/11	0.0992	0.0176
FT 3220 DIVERSIFIED HIGH INCOME CLOSED-END PORTFOLIO, SERIES 4	453739913	30278T157	30278T165	30278T173	30278T181	30278T199	FMANKX	12/29/11	0.0013	0.0003
FT 3226 STRATEGIC INCOME SELECT CLOSED-END PORTFOLIO, SERIES 4	453765513	30278U154	30278U162	30278U170	30278U188	30278U196	FGIFTX	12/25/11	0.0279	0.0082
FT 3226 STRATEGIC INCOME SELECT CLOSED-END PORTFOLIO, SERIES 4	453765513	30278U154	30278U162	30278U170	30278U188	30278U196	FGIFTX	12/29/11	0.0980	0.0289
FT 3226 STRATEGIC INCOME SELECT CLOSED-END PORTFOLIO, SERIES 4	453765513	30278U154	30278U162	30278U170	30278U188	30278U196	FGIFTX	12/29/11	0.0032	-
FT 3246 MULTI-SECTOR INCOME PORTFOLIO, SERIES 6	453799254	30278U451	30278U469	30278U477	30278U485	30278U493	FTBDVX	12/29/11	0.0507	0.0047
FT 3281 STRATEGIC INCOME PLUS CLOSED-END PORTFOLIO, SERIES 36	453833882	30278Y677	30278Y685	30278Y693	30278Y701	30278Y719	FPTCRX	12/25/11	0.0074	0.0033
FT 3281 STRATEGIC INCOME PLUS CLOSED-END PORTFOLIO, SERIES 36	453833882	30278Y677	30278Y685	30278Y693	30278Y701	30278Y719	FPTCRX	12/29/11	0.0990	0.0443
FT 3281 STRATEGIC INCOME PLUS CLOSED-END PORTFOLIO, SERIES 36	453833882	30278Y677	30278Y685	30278Y693	30278Y701	30278Y719	FPTCRX	12/29/11	0.0089	0.0006
FT 3289 JANUARY EFFECT PLUS PORTFOLIO SERIES	453840343	30279A405	30279A413	30279A421	30279A439	30279A447	FJOCMX	12/29/11	0.1097	0.0414
FT 3289 JANUARY EFFECT PLUS PORTFOLIO SERIES	453840343	30279A405	30279A413	30279A421	30279A439	30279A447	FJOCMX	12/29/11	0.0010	0.0007
FT 2986 ABC PORTFOLIO, SERIES 2	452425176	30290A301	30290A319	30290A327	30290A335	30290A343	FGRADX	09/25/11	0.0397	0.0022
FT 2986 ABC PORTFOLIO, SERIES 2	452425176	30290A301	30290A319	30290A327	30290A335	30290A343	FGRADX	10/25/11	0.0349	0.0020
FT 2986 ABC PORTFOLIO, SERIES 2	452425176	30290A301	30290A319	30290A327	30290A335	30290A343	FGRADX	11/25/11	0.0155	0.0009
FT 2986 ABC PORTFOLIO, SERIES 2	452425176	30290A301	30290A319	30290A327	30290A335	30290A343	FGRADX	12/25/11	0.0547	0.0031
FT 2986 ABC PORTFOLIO, SERIES 2	452425176	30290A301	30290A319	30290A327	30290A335	30290A343	FGRADX	12/29/11	0.0572	0.0032
FLORIDA INSURED MUNICIPAL INCOME TRUST, SERIES 170	20-5472028	34074D549	34074D556				I-FL170	1/10/2011	3.5100	0.0211
FLORIDA INSURED MUNICIPAL INCOME TRUST, SERIES 170	20-5472028	34074D549	34074D556				I-FL170	1/10/2011	20.9600	0.1258
FLORIDA INSURED MUNICIPAL INCOME TRUST, SERIES 170	20-5472028	34074D549	34074D556				I-FL170	2/10/2011	3.4800	0.0209
FLORIDA INSURED MUNICIPAL INCOME TRUST, SERIES 170	20-5472028	34074D549	34074D556				I-FL170	3/10/2011	3.4700	0.0208
FLORIDA INSURED MUNICIPAL INCOME TRUST, SERIES 170	20-5472028	34074D549	34074D556				I-FL170	4/10/2011	3.4700	0.0208
FLORIDA INSURED MUNICIPAL INCOME TRUST, SERIES 170	20-5472028	34074D549	34074D556				I-FL170	5/10/2011	3.4800	0.0209
FLORIDA INSURED MUNICIPAL INCOME TRUST, SERIES 170	20-5472028	34074D549	34074D556				I-FL170	6/10/2011	3.5000	0.0210
FLORIDA INSURED MUNICIPAL INCOME TRUST, SERIES 170	20-5472028	34074D549	34074D556				I-FL170	7/10/2011	3.4900	0.0209
FLORIDA INSURED MUNICIPAL INCOME TRUST, SERIES 170	20-5472028	34074D549	34074D556				I-FL170	7/10/2011	21.0800	0.1265
FLORIDA INSURED MUNICIPAL INCOME TRUST, SERIES 170	20-5472028	34074D549	34074D556				I-FL170	8/10/2011	3.4500	0.0207
FLORIDA INSURED MUNICIPAL INCOME TRUST, SERIES 170	20-5472028	34074D549	34074D556				I-FL170	9/10/2011	3.4300	0.0206
FLORIDA INSURED MUNICIPAL INCOME TRUST, SERIES 170	20-5472028	34074D549	34074D556				I-FL170	10/10/2011	3.4400	0.0206
FLORIDA INSURED MUNICIPAL INCOME TRUST, SERIES 170	20-5472028	34074D549	34074D556				I-FL170	11/10/2011	3.4300	0.0206
FLORIDA INSURED MUNICIPAL INCOME TRUST, SERIES 170	20-5472028	34074D549	34074D556				I-FL170	12/10/2011	3.4300	0.0206
GNMA INCOME PORTFOLIO SERIES 1	51-0425855	36290H105					VGMB1	1/17/2011	0.0043	0.0043
GNMA INCOME PORTFOLIO SERIES 1	51-0425855	36290H105					VGMB1	2/17/2011	0.0010	0.0010
GNMA INCOME PORTFOLIO SERIES 1	51-0425855	36290H105					VGMB1	3/17/2011	0.0063	0.0062
GNMA INCOME PORTFOLIO SERIES 1	51-0425855	36290H105					VGMB1	4/17/2011	0.0022	0.0021
GNMA INCOME PORTFOLIO SERIES 1	51-0425855	36290H105					VGMB1	5/17/2011	0.0009	0.0009
GNMA INCOME PORTFOLIO SERIES 1	51-0425855	36290H105					VGMB1	6/17/2011	0.0019	0.0018
GNMA INCOME PORTFOLIO SERIES 1	51-0425855	36290H105					VGMB1	7/17/2011	0.0003	0.0003
GNMA INCOME PORTFOLIO SERIES 1	51-0425855	36290H105					VGMB1	8/17/2011	0.0022	0.0021
GNMA INCOME PORTFOLIO SERIES 1	51-0425855	36290H105					VGMB1	9/17/2011	0.0039	0.0038
GNMA INCOME PORTFOLIO SERIES 1	51-0425855	36290H105					VGMB1	10/17/2011	0.0037	0.0036
GNMA INCOME PORTFOLIO SERIES 1	51-0425855	36290H105					VGMB1	11/17/2011	0.0021	0.0021

GNMA INCOME PORTFOLIO SERIES 1	51-0425855	36290H105						VGMB1	12/17/2011	0.0017	0.0017
GNMA INCOME PORTFOLIO SERIES 2	56-2353407	36290H113						VGMB2	1/17/2011	0.0026	0.0024
GNMA INCOME PORTFOLIO SERIES 2	56-2353407	36290H113						VGMB2	2/17/2011	0.0040	0.0037
GNMA INCOME PORTFOLIO SERIES 2	56-2353407	36290H113						VGMB2	3/17/2011	0.0074	0.0070
GNMA INCOME PORTFOLIO SERIES 2	56-2353407	36290H113						VGMB2	4/17/2011	0.0028	0.0026
GNMA INCOME PORTFOLIO SERIES 2	56-2353407	36290H113						VGMB2	5/17/2011	0.0011	0.0010
GNMA INCOME PORTFOLIO SERIES 2	56-2353407	36290H113						VGMB2	6/17/2011	0.0026	0.0024
GNMA INCOME PORTFOLIO SERIES 2	56-2353407	36290H113						VGMB2	7/17/2011	0.0004	0.0004
GNMA INCOME PORTFOLIO SERIES 2	56-2353407	36290H113						VGMB2	8/17/2011	0.0007	0.0006
GNMA INCOME PORTFOLIO SERIES 2	56-2353407	36290H113						VGMB2	9/17/2011	0.0061	0.0057
GNMA INCOME PORTFOLIO SERIES 2	56-2353407	36290H113						VGMB2	10/17/2011	0.0024	0.0023
GNMA INCOME PORTFOLIO SERIES 2	56-2353407	36290H113						VGMB2	11/17/2011	0.0050	0.0047
GNMA INCOME PORTFOLIO SERIES 3	55-0869722	36290H121						VGMB3	3/17/2011	0.0017	0.0017
GNMA INCOME PORTFOLIO SERIES 3	55-0869722	36290H121						VGMB3	4/17/2011	0.0036	0.0035
GNMA INCOME PORTFOLIO SERIES 3	55-0869722	36290H121						VGMB3	6/17/2011	0.0008	0.0008
GNMA INCOME PORTFOLIO SERIES 3	55-0869722	36290H121						VGMB3	7/17/2011	0.0038	0.0037
GNMA INCOME PORTFOLIO SERIES 3	55-0869722	36290H121						VGMB3	8/17/2011	0.0047	0.0046
GNMA INCOME PORTFOLIO SERIES 3	55-0869722	36290H121						VGMB3	9/17/2011	0.0013	0.0013
GNMA INCOME PORTFOLIO SERIES 3	55-0869722	36290H121						VGMB3	10/17/2011	0.0062	0.0061
GNMA INCOME PORTFOLIO SERIES 3	55-0869722	36290H121						VGMB3	11/17/2011	0.0112	0.0110
GNMA INCOME PORTFOLIO SERIES 3	55-0869722	36290H121						VGMB3	12/17/2011	0.0054	0.0053
GNMA INCOME PORTFOLIO SERIES 4	20-5359388	36290H139						VGMB4	1/17/2011	0.0139	0.0137
GNMA INCOME PORTFOLIO SERIES 4	20-5359388	36290H139						VGMB4	2/17/2011	0.0065	0.0063
GNMA INCOME PORTFOLIO SERIES 4	20-5359388	36290H139						VGMB4	3/17/2011	0.0073	0.0072
GNMA INCOME PORTFOLIO SERIES 4	20-5359388	36290H139						VGMB4	4/17/2011	0.0032	0.0031
GNMA INCOME PORTFOLIO SERIES 4	20-5359388	36290H139						VGMB4	5/17/2011	0.0061	0.0060
GNMA INCOME PORTFOLIO SERIES 4	20-5359388	36290H139						VGMB4	6/17/2011	0.0085	0.0083
GNMA INCOME PORTFOLIO SERIES 4	20-5359388	36290H139						VGMB4	8/17/2011	0.0020	0.0020
GNMA INCOME PORTFOLIO SERIES 4	20-5359388	36290H139						VGMB4	10/17/2011	0.0042	0.0041
GNMA INCOME PORTFOLIO SERIES 4	20-5359388	36290H139						VGMB4	11/17/2011	0.0076	0.0074
GNMA INCOME PORTFOLIO SERIES 4	20-5359388	36290H139						VGMB4	12/17/2011	0.0101	0.0099
GNMA INCOME PORTFOLIO SERIES 5	11-3815439	36290H147						VGMB5	1/17/2011	0.0094	0.0093
GNMA INCOME PORTFOLIO SERIES 5	11-3815439	36290H147						VGMB5	2/17/2011	0.0065	0.0065
GNMA INCOME PORTFOLIO SERIES 5	11-3815439	36290H147						VGMB5	3/17/2011	0.0020	0.0020
GNMA INCOME PORTFOLIO SERIES 5	11-3815439	36290H147						VGMB5	4/17/2011	0.0053	0.0053
GNMA INCOME PORTFOLIO SERIES 5	11-3815439	36290H147						VGMB5	5/17/2011	0.0077	0.0077
GNMA INCOME PORTFOLIO SERIES 5	11-3815439	36290H147						VGMB5	6/17/2011	0.0055	0.0054
GNMA INCOME PORTFOLIO SERIES 5	11-3815439	36290H147						VGMB5	7/17/2011	0.0039	0.0039
GNMA INCOME PORTFOLIO SERIES 5	11-3815439	36290H147						VGMB5	8/17/2011	0.0024	0.0024
GNMA INCOME PORTFOLIO SERIES 5	11-3815439	36290H147						VGMB5	9/17/2011	0.0025	0.0025
GNMA INCOME PORTFOLIO SERIES 5	11-3815439	36290H147						VGMB5	10/17/2011	0.0052	0.0052
GNMA INCOME PORTFOLIO SERIES 5	11-3815439	36290H147						VGMB5	11/17/2011	0.0082	0.0081
GNMA INCOME PORTFOLIO SERIES 5	11-3815439	36290H147						VGMB5	12/17/2011	0.0080	0.0080
GNMA INCOME PORTFOLIO, SERIES 6	11-3841995	36290H154						VGMB6	1/17/2011	0.0036	0.0036
GNMA INCOME PORTFOLIO, SERIES 6	11-3841995	36290H154						VGMB6	2/17/2011	0.0048	0.0047
GNMA INCOME PORTFOLIO, SERIES 6	11-3841995	36290H154						VGMB6	3/17/2011	0.0026	0.0026
GNMA INCOME PORTFOLIO, SERIES 6	11-3841995	36290H154						VGMB6	4/17/2011	0.0058	0.0057
GNMA INCOME PORTFOLIO, SERIES 6	11-3841995	36290H154						VGMB6	5/17/2011	0.0030	0.0030
GNMA INCOME PORTFOLIO, SERIES 6	11-3841995	36290H154						VGMB6	6/17/2011	0.0032	0.0031
GNMA INCOME PORTFOLIO, SERIES 6	11-3841995	36290H154						VGMB6	7/17/2011	0.0019	0.0019
GNMA INCOME PORTFOLIO, SERIES 6	11-3841995	36290H154						VGMB6	8/17/2011	0.0047	0.0046
GNMA INCOME PORTFOLIO, SERIES 6	11-3841995	36290H154						VGMB6	10/17/2011	0.0088	0.0086
GNMA INCOME PORTFOLIO, SERIES 6	11-3841995	36290H154						VGMB6	11/17/2011	0.0078	0.0076
GNMA INCOME PORTFOLIO, SERIES 6	11-3841995	36290H154						VGMB6	12/17/2011	0.0030	0.0029
GNMA INCOME PORTFOLIO SER 7	27-0301053	36290H162	36290H170					VGMB7	1/17/2011	0.0076	0.0075
GNMA INCOME PORTFOLIO SER 7	27-0301053	36290H162	36290H170					VGMB7	2/17/2011	0.0098	0.0097
GNMA INCOME PORTFOLIO SER 7	27-0301053	36290H162	36290H170					VGMB7	3/17/2011	0.0073	0.0073
GNMA INCOME PORTFOLIO SER 7	27-0301053	36290H162	36290H170					VGMB7	4/17/2011	0.0055	0.0055
GNMA INCOME PORTFOLIO SER 7	27-0301053	36290H162	36290H170					VGMB7	5/17/2011	0.0042	0.0042
GNMA INCOME PORTFOLIO SER 7	27-0301053	36290H162	36290H170					VGMB7	6/17/2011	0.0038	0.0038
GNMA INCOME PORTFOLIO SER 7	27-0301053	36290H162	36290H170					VGMB7	7/17/2011	0.0080	0.0079
GNMA INCOME PORTFOLIO SER 7	27-0301053	36290H162	36290H170					VGMB7	9/17/2011	0.0065	0.0065
GNMA INCOME PORTFOLIO SER 7	27-0301053	36290H162	36290H170					VGMB7	10/17/2011	0.0076	0.0075
GNMA INCOME PORTFOLIO SER 7	27-0301053	36290H162	36290H170					VGMB7	11/17/2011	0.0130	0.0129
GNMA INCOME PORTFOLIO SER 7	27-0301053	36290H162	36290H170					VGMB7	12/17/2011	0.0093	0.0092

GLOBAL PREFERRED SECURITIES PORTFOLIO, SERIES 2 VEOT 1058	27-3772266	37950X125	37950X133					GPRE2	12/10/2011	0.1921	0.1921
GUGGENHEIM SHORT DURATION HIGH YEILD TRUS T SERIES 6	27-3607934	40167C108	40167C116					GSHY006	1/15/2011	3.5000	3.4969
GUGGENHEIM SHORT DURATION HIGH YEILD TRUS T SERIES 6	27-3607934	40167C108	40167C116					GSHY006	1/15/2011	5.8700	1.5602
GUGGENHEIM SHORT DURATION HIGH YEILD TRUS T SERIES 6	27-3607934	40167C108	40167C116					GSHY006	2/15/2011	5.8200	1.5470
GUGGENHEIM SHORT DURATION HIGH YEILD TRUS T SERIES 6	27-3607934	40167C108	40167C116					GSHY006	3/15/2011	5.7300	1.5230
GUGGENHEIM SHORT DURATION HIGH YEILD TRUS T SERIES 6	27-3607934	40167C108	40167C116					GSHY006	3/15/2011	73.3300	73.2640
GUGGENHEIM SHORT DURATION HIGH YEILD TRUS T SERIES 6	27-3607934	40167C108	40167C116					GSHY006	4/15/2011	5.2700	1.4008
GUGGENHEIM SHORT DURATION HIGH YEILD TRUS T SERIES 6	27-3607934	40167C108	40167C116					GSHY006	4/15/2011	48.7300	48.6861
GUGGENHEIM SHORT DURATION HIGH YEILD TRUS T SERIES 6	27-3607934	40167C108	40167C116					GSHY006	5/15/2011	5.2600	1.3981
GUGGENHEIM SHORT DURATION HIGH YEILD TRUS T SERIES 6	27-3607934	40167C108	40167C116					GSHY006	5/15/2011	42.3500	42.3119
GUGGENHEIM SHORT DURATION HIGH YEILD TRUS T SERIES 6	27-3607934	40167C108	40167C116					GSHY006	6/15/2011	4.6700	1.2413
GUGGENHEIM SHORT DURATION HIGH YEILD TRUS T SERIES 6	27-3607934	40167C108	40167C116					GSHY006	6/15/2011	39.9800	39.9440
GUGGENHEIM SHORT DURATION HIGH YEILD TRUS T SERIES 6	27-3607934	40167C108	40167C116					GSHY006	7/15/2011	4.5400	1.2067
GUGGENHEIM SHORT DURATION HIGH YEILD TRUS T SERIES 6	27-3607934	40167C108	40167C116					GSHY006	8/15/2011	4.4900	1.1934
GUGGENHEIM SHORT DURATION HIGH YEILD TRUS T SERIES 6	27-3607934	40167C108	40167C116					GSHY006	9/15/2011	4.5000	1.1961
GUGGENHEIM SHORT DURATION HIGH YEILD TRUS T SERIES 6	27-3607934	40167C108	40167C116					GSHY006	10/15/2011	4.4600	1.1855
GUGGENHEIM SHORT DURATION HIGH YEILD TRUS T SERIES 6	27-3607934	40167C108	40167C116					GSHY006	10/15/2011	13.6700	13.6577
GUGGENHEIM SHORT DURATION HIGH YEILD TRUS T SERIES 6	27-3607934	40167C108	40167C116					GSHY006	11/15/2011	4.3600	1.1589
GUGGENHEIM SHORT DURATION HIGH YEILD TRUS T SERIES 6	27-3607934	40167C108	40167C116					GSHY006	11/15/2011	6.2600	6.2544
GUGGENHEIM SHORT DURATION HIGH YEILD TRUS T SERIES 6	27-3607934	40167C108	40167C116					GSHY006	12/15/2011	4.3500	1.1562
ONEFOLIO PRIVATE SELECT SERIES 25	27-3719694	40167C124	40167C132	40167C140	40167C157			ONEP 025	1/15/2011	0.0217	0.0091
ONEFOLIO PRIVATE SELECT SERIES 25	27-3719694	40167C124	40167C132	40167C140	40167C157			ONEP 025	2/15/2011	0.0110	0.0046
ONEFOLIO PRIVATE SELECT SERIES 25	27-3719694	40167C124	40167C132	40167C140	40167C157			ONEP 025	3/15/2011	0.0222	0.0093
ONEFOLIO PRIVATE SELECT SERIES 25	27-3719694	40167C124	40167C132	40167C140	40167C157			ONEP 025	4/15/2011	0.0119	0.0050
ONEFOLIO PRIVATE SELECT SERIES 25	27-3719694	40167C124	40167C132	40167C140	40167C157			ONEP 025	5/15/2011	0.0438	0.0184
ONEFOLIO PRIVATE SELECT SERIES 25	27-3719694	40167C124	40167C132	40167C140	40167C157			ONEP 025	6/15/2011	0.0596	0.0251
ONEFOLIO PRIVATE SELECT SERIES 25	27-3719694	40167C124	40167C132	40167C140	40167C157			ONEP 025	7/15/2011	0.0235	0.0099
ONEFOLIO PRIVATE SELECT SERIES 25	27-3719694	40167C124	40167C132	40167C140	40167C157			ONEP 025	8/15/2011	0.0131	0.0055
ONEFOLIO PRIVATE SELECT SERIES 25	27-3719694	40167C124	40167C132	40167C140	40167C157			ONEP 025	9/15/2011	0.0234	0.0099
ONEFOLIO PRIVATE SELECT SERIES 25	27-3719694	40167C124	40167C132	40167C140	40167C157			ONEP 025	10/15/2011	0.0275	0.0116
GUGGENHEIM REIT PORTFOLIO SERIES 3	27-3506076	40167C447	40167C454	40167C462	40167C470			GRET 003	1/15/2011	0.0894	0.0313
GUGGENHEIM REIT PORTFOLIO SERIES 3	27-3506076	40167C447	40167C454	40167C462	40167C470			GRET 003	2/15/2011	0.0206	0.0072
GUGGENHEIM REIT PORTFOLIO SERIES 3	27-3506076	40167C447	40167C454	40167C462	40167C470			GRET 003	3/15/2011	0.0179	0.0063
GUGGENHEIM REIT PORTFOLIO SERIES 3	27-3506076	40167C447	40167C454	40167C462	40167C470			GRET 003	4/15/2011	0.0863	0.0302
GUGGENHEIM REIT PORTFOLIO SERIES 3	27-3506076	40167C447	40167C454	40167C462	40167C470			GRET 003	5/15/2011	0.0171	0.0060
GUGGENHEIM REIT PORTFOLIO SERIES 3	27-3506076	40167C447	40167C454	40167C462	40167C470			GRET 003	6/15/2011	0.0196	0.0069
GUGGENHEIM REIT PORTFOLIO SERIES 3	27-3506076	40167C447	40167C454	40167C462	40167C470			GRET 003	7/15/2011	0.0443	0.0443
GUGGENHEIM REIT PORTFOLIO SERIES 3	27-3506076	40167C447	40167C454	40167C462	40167C470			GRET 003	7/15/2011	0.0890	0.0312
GUGGENHEIM REIT PORTFOLIO SERIES 3	27-3506076	40167C447	40167C454	40167C462	40167C470			GRET 003	8/15/2011	0.0168	0.0059
GUGGENHEIM REIT PORTFOLIO SERIES 3	27-3506076	40167C447	40167C454	40167C462	40167C470			GRET 003	9/15/2011	0.0176	0.0062
GUGGENHEIM REIT PORTFOLIO SERIES 3	27-3506076	40167C447	40167C454	40167C462	40167C470			GRET 003	10/15/2011	0.0861	0.0302
GUGGENHEIM REIT PORTFOLIO SERIES 3	27-3506076	40167C447	40167C454	40167C462	40167C470			GRET 003	11/15/2011	0.0203	0.0071
GUGGENHEIM REIT PORTFOLIO SERIES 3	27-3506076	40167C447	40167C454	40167C462	40167C470			GRET 003	12/15/2011	0.0129	0.0045
GUGGENHEIM INTERMEDIATE INVEST GRADE CORP TR SR 26	27-3696605	40167C504	40167C512					GIIC026	1/15/2011	4.7200	1.2980
GUGGENHEIM INTERMEDIATE INVEST GRADE CORP TR SR 26	27-3696605	40167C504	40167C512					GIIC026	2/15/2011	4.7200	1.2980
GUGGENHEIM INTERMEDIATE INVEST GRADE CORP TR SR 26	27-3696605	40167C504	40167C512					GIIC026	3/15/2011	4.7000	1.2925
GUGGENHEIM INTERMEDIATE INVEST GRADE CORP TR SR 26	27-3696605	40167C504	40167C512					GIIC026	4/15/2011	4.6600	1.2815
GUGGENHEIM INTERMEDIATE INVEST GRADE CORP TR SR 26	27-3696605	40167C504	40167C512					GIIC026	5/15/2011	4.6000	1.2650
GUGGENHEIM INTERMEDIATE INVEST GRADE CORP TR SR 26	27-3696605	40167C504	40167C512					GIIC026	6/15/2011	4.5600	1.2540
GUGGENHEIM INTERMEDIATE INVEST GRADE CORP TR SR 26	27-3696605	40167C504	40167C512					GIIC026	7/15/2011	4.5400	1.2485
GUGGENHEIM INTERMEDIATE INVEST GRADE CORP TR SR 26	27-3696605	40167C504	40167C512					GIIC026	8/15/2011	4.5200	1.2430
GUGGENHEIM INTERMEDIATE INVEST GRADE CORP TR SR 26	27-3696605	40167C504	40167C512					GIIC026	9/15/2011	4.5100	1.2403
GUGGENHEIM INTERMEDIATE INVEST GRADE CORP TR SR 26	27-3696605	40167C504	40167C512					GIIC026	10/15/2011	4.5200	1.2430
GUGGENHEIM INTERMEDIATE INVEST GRADE CORP TR SR 26	27-3696605	40167C504	40167C512					GIIC026	11/15/2011	4.5000	1.2375
GUGGENHEIM INTERMEDIATE INVEST GRADE CORP TR SR 26	27-3696605	40167C504	40167C512					GIIC026	12/15/2011	4.4700	1.2293
GUGGENHEIM LONG-TERM NATIONAL MUNICIPAL TRUST SERIES 2	27-3419011	40167C520	40167C538					GLTM2	6/15/2011	5.0100	1.7234
GUGGENHEIM LONG-TERM NATIONAL MUNICIPAL TRUST SERIES 2	27-3419011	40167C520	40167C538					GLTM2	7/15/2011	4.4200	1.5205
GUGGENHEIM LONG-TERM NATIONAL MUNICIPAL TRUST SERIES 2	27-3419011	40167C520	40167C538					GLTM2	8/15/2011	4.4300	1.5239
GUGGENHEIM LONG-TERM NATIONAL MUNICIPAL TRUST SERIES 2	27-3419011	40167C520	40167C538					GLTM2	9/15/2011	4.4200	1.5205
GUGGENHEIM LONG-TERM NATIONAL MUNICIPAL TRUST SERIES 2	27-3419011	40167C520	40167C538					GLTM2	10/15/2011	4.4000	1.5136
GUGGENHEIM LONG-TERM NATIONAL MUNICIPAL TRUST SERIES 2	27-3419011	40167C520	40167C538					GLTM2	11/15/2011	4.3400	1.4930
GUGGENHEIM LONG-TERM NATIONAL MUNICIPAL TRUST SERIES 2	27-3419011	40167C520	40167C538					GLTM2	12/15/2011	4.2900	1.4758
FLAHERTY & CRUMRINE PREFERRED PORTFOLIO SERIES 24	27-4215360	40167D148	40167D155	40167D163	40167D171			PREF 024	2/15/2011	0.0205	0.0014
FLAHERTY & CRUMRINE PREFERRED PORTFOLIO SERIES 24	27-4215360	40167D148	40167D155	40167D163	40167D171			PREF 024	3/15/2011	0.0932	0.0061
FLAHERTY & CRUMRINE PREFERRED PORTFOLIO SERIES 24	27-4215360	40167D148	40167D155	40167D163	40167D171			PREF 024	4/15/2011	0.0327	0.0022
FLAHERTY & CRUMRINE PREFERRED PORTFOLIO SERIES 24	27-4215360	40167D148	40167D155	40167D163	40167D171			PREF 024	5/15/2011	0.0397	0.0026

FLAHERTY & CRUMRINE PREFERRED PORTFOLIO SERIES 24	27-4215360	40167D148	40167D155	40167D163	40167D171		PREF 024	6/15/2011	0.0955	0.0063
FLAHERTY & CRUMRINE PREFERRED PORTFOLIO SERIES 24	27-4215360	40167D148	40167D155	40167D163	40167D171		PREF 024	7/15/2011	0.0368	0.0024
FLAHERTY & CRUMRINE PREFERRED PORTFOLIO SERIES 24	27-4215360	40167D148	40167D155	40167D163	40167D171		PREF 024	7/15/2011	0.4573	0.4573
FLAHERTY & CRUMRINE PREFERRED PORTFOLIO SERIES 24	27-4215360	40167D148	40167D155	40167D163	40167D171		PREF 024	8/15/2011	0.0284	0.0019
FLAHERTY & CRUMRINE PREFERRED PORTFOLIO SERIES 24	27-4215360	40167D148	40167D155	40167D163	40167D171		PREF 024	8/15/2011	0.0483	0.0483
FLAHERTY & CRUMRINE PREFERRED PORTFOLIO SERIES 24	27-4215360	40167D148	40167D155	40167D163	40167D171		PREF 024	9/15/2011	0.0736	0.0736
FLAHERTY & CRUMRINE PREFERRED PORTFOLIO SERIES 24	27-4215360	40167D148	40167D155	40167D163	40167D171		PREF 024	9/15/2011	0.0945	0.0062
FLAHERTY & CRUMRINE PREFERRED PORTFOLIO SERIES 24	27-4215360	40167D148	40167D155	40167D163	40167D171		PREF 024	10/15/2011	0.0344	0.0023
FLAHERTY & CRUMRINE PREFERRED PORTFOLIO SERIES 24	27-4215360	40167D148	40167D155	40167D163	40167D171		PREF 024	11/15/2011	0.0330	0.0022
FLAHERTY & CRUMRINE PREFERRED PORTFOLIO SERIES 24	27-4215360	40167D148	40167D155	40167D163	40167D171		PREF 024	12/15/2011	0.0930	0.0061
GUGGENHEIM INTERMEDIATE INVEST GRADE CORP TR SER 28	27-4425800	40167D387	40167D395				GIIC028	4/15/2011	4.2600	1.0889
GUGGENHEIM INTERMEDIATE INVEST GRADE CORP TR SER 28	27-4425800	40167D387	40167D395				GIIC028	5/15/2011	4.2700	1.0914
GUGGENHEIM INTERMEDIATE INVEST GRADE CORP TR SER 28	27-4425800	40167D387	40167D395				GIIC028	6/15/2011	4.2600	1.0889
GUGGENHEIM INTERMEDIATE INVEST GRADE CORP TR SER 28	27-4425800	40167D387	40167D395				GIIC028	7/15/2011	4.2600	1.0889
GUGGENHEIM INTERMEDIATE INVEST GRADE CORP TR SER 28	27-4425800	40167D387	40167D395				GIIC028	8/15/2011	4.2500	1.0863
GUGGENHEIM INTERMEDIATE INVEST GRADE CORP TR SER 28	27-4425800	40167D387	40167D395				GIIC028	9/15/2011	4.2100	1.0761
GUGGENHEIM INTERMEDIATE INVEST GRADE CORP TR SER 28	27-4425800	40167D387	40167D395				GIIC028	10/15/2011	4.1700	1.0659
GUGGENHEIM INTERMEDIATE INVEST GRADE CORP TR SER 28	27-4425800	40167D387	40167D395				GIIC028	11/15/2011	4.1400	1.0582
GUGGENHEIM INTERMEDIATE INVEST GRADE CORP TR SER 28	27-4425800	40167D387	40167D395				GIIC028	12/15/2011	4.1200	1.0531
ZACKS INCOME ADVANTAGE STRATEGY PORTFOLIO SERIES 1 2	27-4631980	40167D569	40167D577	40167D585	40167D593		CZIP 012	4/15/2011	0.0532	0.0035
ZACKS INCOME ADVANTAGE STRATEGY PORTFOLIO SERIES 1 2	27-4631980	40167D569	40167D577	40167D585	40167D593		CZIP 012	5/15/2011	0.0584	0.0039
ZACKS INCOME ADVANTAGE STRATEGY PORTFOLIO SERIES 1 2	27-4631980	40167D569	40167D577	40167D585	40167D593		CZIP 012	6/15/2011	0.0300	0.0020
ZACKS INCOME ADVANTAGE STRATEGY PORTFOLIO SERIES 1 2	27-4631980	40167D569	40167D577	40167D585	40167D593		CZIP 012	7/15/2011	0.0451	0.0030
ZACKS INCOME ADVANTAGE STRATEGY PORTFOLIO SERIES 1 2	27-4631980	40167D569	40167D577	40167D585	40167D593		CZIP 012	8/15/2011	0.0693	0.0046
ZACKS INCOME ADVANTAGE STRATEGY PORTFOLIO SERIES 1 2	27-4631980	40167D569	40167D577	40167D585	40167D593		CZIP 012	9/15/2011	0.0334	0.0022
ZACKS INCOME ADVANTAGE STRATEGY PORTFOLIO SERIES 1 2	27-4631980	40167D569	40167D577	40167D585	40167D593		CZIP 012	10/15/2011	0.0451	0.0030
ZACKS INCOME ADVANTAGE STRATEGY PORTFOLIO SERIES 1 2	27-4631980	40167D569	40167D577	40167D585	40167D593		CZIP 012	10/15/2011	0.0900	0.0900
ZACKS INCOME ADVANTAGE STRATEGY PORTFOLIO SERIES 1 2	27-4631980	40167D569	40167D577	40167D585	40167D593		CZIP 012	11/15/2011	0.0658	0.0044
ZACKS INCOME ADVANTAGE STRATEGY PORTFOLIO SERIES 1 2	27-4631980	40167D569	40167D577	40167D585	40167D593		CZIP 012	12/15/2011	0.0313	0.0021
GUGGENHEIM SHORT DURATION HIGH YIELD TRUST, SERIES 8	45-3080645	40167D684	40167D692				GSHY008	10/15/2011	4.2300	3.0951
GUGGENHEIM SHORT DURATION HIGH YIELD TRUST, SERIES 8	45-3080645	40167D684	40167D692				GSHY008	11/15/2011	7.4700	5.4658
GUGGENHEIM SHORT DURATION HIGH YIELD TRUST, SERIES 8	45-3080645	40167D684	40167D692				GSHY008	12/15/2011	7.4700	5.4658
GUGGENHEIM REIT PORTFOLIO SERIES 4	27-5340601	40167E500	40167E518	40167E526	40167E534		GRET 004	5/15/2011	0.0131	0.0057
GUGGENHEIM REIT PORTFOLIO SERIES 4	27-5340601	40167E500	40167E518	40167E526	40167E534		GRET 004	6/15/2011	0.0220	0.0096
GUGGENHEIM REIT PORTFOLIO SERIES 4	27-5340601	40167E500	40167E518	40167E526	40167E534		GRET 004	7/15/2011	0.0572	0.0249
GUGGENHEIM REIT PORTFOLIO SERIES 4	27-5340601	40167E500	40167E518	40167E526	40167E534		GRET 004	8/15/2011	0.0265	0.0115
GUGGENHEIM REIT PORTFOLIO SERIES 4	27-5340601	40167E500	40167E518	40167E526	40167E534		GRET 004	9/15/2011	0.0227	0.0099
GUGGENHEIM REIT PORTFOLIO SERIES 4	27-5340601	40167E500	40167E518	40167E526	40167E534		GRET 004	10/15/2011	0.0581	0.0253
GUGGENHEIM REIT PORTFOLIO SERIES 4	27-5340601	40167E500	40167E518	40167E526	40167E534		GRET 004	11/15/2011	0.0295	0.0128
GUGGENHEIM REIT PORTFOLIO SERIES 4	27-5340601	40167E500	40167E518	40167E526	40167E534		GRET 004	12/15/2011	0.0170	0.0074
GUGGENHEIM REIT PORTFOLIO SERIES 4	27-5340601	40167E500	40167E518	40167E526	40167E534		GRET 004	12/31/2011	0.0105	0.0046
GUGGENHEIM INTERMEDIATE INVEST GRADE CORP TRUST SE RIES 29	45-0831835	40167E740	40167E757				GIIC029	7/15/2011	4.1800	2.5176
GUGGENHEIM INTERMEDIATE INVEST GRADE CORP TRUST SE RIES 29	45-0831835	40167E740	40167E757				GIIC029	8/15/2011	4.0600	2.4453
GUGGENHEIM INTERMEDIATE INVEST GRADE CORP TRUST SE RIES 29	45-0831835	40167E740	40167E757				GIIC029	9/15/2011	4.0700	2.4514
GUGGENHEIM INTERMEDIATE INVEST GRADE CORP TRUST SE RIES 29	45-0831835	40167E740	40167E757				GIIC029	10/15/2011	4.0500	2.4393
GUGGENHEIM INTERMEDIATE INVEST GRADE CORP TRUST SE RIES 29	45-0831835	40167E740	40167E757				GIIC029	11/15/2011	4.0400	2.4333
GUGGENHEIM INTERMEDIATE INVEST GRADE CORP TRUST SE RIES 29	45-0831835	40167E740	40167E757				GIIC029	12/15/2011	4.0000	2.4092
ZACK'S INCOME ADVANTAGE STRATEGY PORTFOLIO SERIES 13	45-1266803	40167G307	40167G315	40167G323	40167G331		CZIP 013	7/15/2011	0.0575	0.0042
ZACK'S INCOME ADVANTAGE STRATEGY PORTFOLIO SERIES 13	45-1266803	40167G307	40167G315	40167G323	40167G331		CZIP 013	8/15/2011	0.0670	0.0048
ZACK'S INCOME ADVANTAGE STRATEGY PORTFOLIO SERIES 13	45-1266803	40167G307	40167G315	40167G323	40167G331		CZIP 013	9/15/2011	0.0245	0.0018
ZACK'S INCOME ADVANTAGE STRATEGY PORTFOLIO SERIES 13	45-1266803	40167G307	40167G315	40167G323	40167G331		CZIP 013	10/15/2011	0.0527	0.0038
ZACK'S INCOME ADVANTAGE STRATEGY PORTFOLIO SERIES 13	45-1266803	40167G307	40167G315	40167G323	40167G331		CZIP 013	11/15/2011	0.0814	0.0059
ZACK'S INCOME ADVANTAGE STRATEGY PORTFOLIO SERIES 13	45-1266803	40167G307	40167G315	40167G323	40167G331		CZIP 013	12/15/2011	0.0286	0.0021
ZACK'S INCOME ADVANTAGE STRATEGY PORTFOLIO SERIES 13	45-1266803	40167G307	40167G315	40167G323	40167G331		CZIP 013	12/31/2011	0.0165	0.0012
GLOBAL HIGH DIVIDEND & GROWTH BLUEPRINTS SELECT PORTFOLIO, SERIES 1	45-1618791	40167G380	40167G398	40167G406	40167G414		GHDG 001	11/15/2011	0.1262	0.0909
FLAHERTY & CRUMRINE PREFERRED PORTFOLIO SERIES 25	45-2441737	40167H586	40167H594	40167H602	40167H610		PREF 025	9/15/2011	0.1791	0.1737
GUGGENHEIM LONG-TERM NATIONAL MUNICIPAL TRUST SERI ES 3	45-2470214	40167H784	40167H792				GLTM 003	7/15/2011	3.1500	1.6893
GUGGENHEIM LONG-TERM NATIONAL MUNICIPAL TRUST SERI ES 3	45-2470214	40167H784	40167H792				GLTM 003	8/15/2011	3.9300	2.1077
GUGGENHEIM LONG-TERM NATIONAL MUNICIPAL TRUST SERI ES 3	45-2470214	40167H784	40167H792				GLTM 003	9/15/2011	3.9400	2.1130
GUGGENHEIM LONG-TERM NATIONAL MUNICIPAL TRUST SERI ES 3	45-2470214	40167H784	40167H792				GLTM 003	10/15/2011	3.9400	2.1130
GUGGENHEIM LONG-TERM NATIONAL MUNICIPAL TRUST SERI ES 3	45-2470214	40167H784	40167H792				GLTM 003	11/15/2011	3.9200	2.1023
GUGGENHEIM LONG-TERM NATIONAL MUNICIPAL TRUST SERI ES 3	45-2470214	40167H784	40167H792				GLTM 003	12/15/2011	3.8800	2.0808

ZACKS INCOME ADVANTAGE STRATEGY PORTFOLIO, SERIES 14	45-2758402	40167J186	40167J194	40167J202	40167J210		CZIP 014	9/15/2011	0.0165	0.0015
ZACKS INCOME ADVANTAGE STRATEGY PORTFOLIO, SERIES 14	45-2758402	40167J186	40167J194	40167J202	40167J210		CZIP 014	10/15/2011	0.0521	0.0046
ZACKS INCOME ADVANTAGE STRATEGY PORTFOLIO, SERIES 14	45-2758402	40167J186	40167J194	40167J202	40167J210		CZIP 014	11/15/2011	0.0806	0.0071
ZACKS INCOME ADVANTAGE STRATEGY PORTFOLIO, SERIES 14	45-2758402	40167J186	40167J194	40167J202	40167J210		CZIP 014	12/15/2011	0.0277	0.0024
ZACKS INCOME ADVANTAGE STRATEGY PORTFOLIO, SERIES 14	45-2758402	40167J186	40167J194	40167J202	40167J210		CZIP 014	12/19/2011	0.0190	0.0017
ZACKS INCOME ADVANTAGE STRATEGY PORTFOLIO, SERIES 14	45-2758402	40167J186	40167J194	40167J202	40167J210		CZIP 014	12/31/2011	0.0206	0.0018
GNMA PORTFOLIO SERIES 18	45-2710975	40167J467	40167J475				DGNMA18	8/1/2011	0.0052	0.0017
GNMA PORTFOLIO SERIES 18	45-2710975	40167J467	40167J475				DGNMA18	9/1/2011	0.0122	0.0122
GNMA PORTFOLIO SERIES 18	45-2710975	40167J467	40167J475				DGNMA18	9/1/2011	0.0310	0.0100
GNMA PORTFOLIO SERIES 18	45-2710975	40167J467	40167J475				DGNMA18	10/1/2011	0.0309	0.0099
GNMA PORTFOLIO SERIES 18	45-2710975	40167J467	40167J475				DGNMA18	10/1/2011	0.0314	0.0314
GNMA PORTFOLIO SERIES 18	45-2710975	40167J467	40167J475				DGNMA18	11/1/2011	0.0308	0.0099
GNMA PORTFOLIO SERIES 18	45-2710975	40167J467	40167J475				DGNMA18	11/1/2011	0.0392	0.0392
GNMA PORTFOLIO SERIES 18	45-2710975	40167J467	40167J475				DGNMA18	12/1/2011	0.0305	0.0098
GNMA PORTFOLIO SERIES 18	45-2710975	40167J467	40167J475				DGNMA18	12/1/2011	0.0591	0.0591
GUGGENHEIM REIT PORTFOLIO SERIES 5	45-3195618	40167N104	40167N112	40167N120	40167N138		GRET 005	11/15/2011	0.0231	0.0104
GUGGENHEIM REIT PORTFOLIO SERIES 5	45-3195618	40167N104	40167N112	40167N120	40167N138		GRET 005	12/15/2011	0.0156	0.0070
GUGGENHEIM REIT PORTFOLIO SERIES 5	45-3195618	40167N104	40167N112	40167N120	40167N138		GRET 005	12/19/2011	0.0422	0.0190
GUGGENHEIM REIT PORTFOLIO SERIES 5	45-3195618	40167N104	40167N112	40167N120	40167N138		GRET 005	12/31/2011	0.0188	0.0085
FLAHERTY & CRUMRINE PREFERRED PORTFOLIO, SERIES 26	45-3696196	40167N625	40167N633	40167N641	40167N658		PREF 026	12/15/2011	0.0440	0.0030
FLAHERTY & CRUMRINE PREFERRED PORTFOLIO, SERIES 26	45-3696196	40167N625	40167N633	40167N641	40167N658		PREF 026	12/19/2011	0.0486	0.0033
FLAHERTY & CRUMRINE PREFERRED PORTFOLIO, SERIES 26	45-3696196	40167N625	40167N633	40167N641	40167N658		PREF 026	12/31/2011	0.0012	0.0001
GUGGENHEIM SHORT DURATION HIGH YIELD TRUST, SERIES 10	45-3672687	40167N666	40167N674				GSHY010	12/15/2011	5.0800	5.0800
GLOBAL HIGH DIVIDEND & GROWTH BLUEPRINTS SELECT PORTFOLIO SERIES 3	45-3842885	40167N765	40167N773	40167N781	40167N799		GHDG003	12/31/2011	0.0154	0.0022
ZACK'S INCOME ADVANTAGE STRATEGY PORTFOLIO (2-YEAR) SERIES 1	45-3815353	40167N849	40167N856	40167N864	40167N872		TZIP 001	12/15/2011	0.0106	0.0014
ZACK'S INCOME ADVANTAGE STRATEGY PORTFOLIO (2-YEAR) SERIES 1	45-3815353	40167N849	40167N856	40167N864	40167N872		TZIP 001	12/19/2011	0.0361	0.0049
ZACK'S INCOME ADVANTAGE STRATEGY PORTFOLIO (2-YEAR) SERIES 1	45-3815353	40167N849	40167N856	40167N864	40167N872		TZIP 001	12/31/2011	0.0220	0.0030
ZACK'S INCOME ADVANTAGE STRATEGY PORTFOLIO SERIES 15	45-3603656	40167P141	40167P158	40167P166	40167P174		CZIP 015	12/15/2011	0.0743	0.0146
CLAYMORE SHORT DURATION HIGH YIELD TRUST, SERIES 9	45-3357012	40167P265	40167P273				GSHY009	11/15/2011	4.4000	4.3054
CLAYMORE SHORT DURATION HIGH YIELD TRUST, SERIES 9	45-3357012	40167P265	40167P273				GSHY009	12/15/2011	1.5400	1.5400
CLAYMORE SHORT DURATION HIGH YIELD TRUST, SERIES 9	45-3357012	40167P265	40167P273				GSHY009	12/15/2011	6.9600	6.8104
ONEFOLIO PRIVATE SELECT, SERIES 30	45-3680076	40167P281	40167P299	40167P307	40167P315		ONEP 030	11/15/2011	0.0135	0.0043
ONEFOLIO PRIVATE SELECT, SERIES 30	45-3680076	40167P281	40167P299	40167P307	40167P315		ONEP 030	12/15/2011	0.0240	0.0076
ONEFOLIO PRIVATE SELECT, SERIES 30	45-3680076	40167P281	40167P299	40167P307	40167P315		ONEP 030	12/31/2011	0.0027	0.0009
ZACKS INCOME ADVANTAGE STRATEGY PORTFOLIO SERIES 11	27-3783658	40167R188	40167R196	40167R204	40167R212		CZIP 011	1/15/2011	0.0390	0.0054
ZACKS INCOME ADVANTAGE STRATEGY PORTFOLIO SERIES 11	27-3783658	40167R188	40167R196	40167R204	40167R212		CZIP 011	2/15/2011	0.0684	0.0095
ZACKS INCOME ADVANTAGE STRATEGY PORTFOLIO SERIES 11	27-3783658	40167R188	40167R196	40167R204	40167R212		CZIP 011	3/15/2011	0.0282	0.0039
ZACKS INCOME ADVANTAGE STRATEGY PORTFOLIO SERIES 11	27-3783658	40167R188	40167R196	40167R204	40167R212		CZIP 011	4/15/2011	0.0384	0.0054
ZACKS INCOME ADVANTAGE STRATEGY PORTFOLIO SERIES 11	27-3783658	40167R188	40167R196	40167R204	40167R212		CZIP 011	5/15/2011	0.0867	0.0121
ZACKS INCOME ADVANTAGE STRATEGY PORTFOLIO SERIES 11	27-3783658	40167R188	40167R196	40167R204	40167R212		CZIP 011	6/15/2011	0.0369	0.0052
ZACKS INCOME ADVANTAGE STRATEGY PORTFOLIO SERIES 11	27-3783658	40167R188	40167R196	40167R204	40167R212		CZIP 011	7/15/2011	0.0405	0.0057
ZACKS INCOME ADVANTAGE STRATEGY PORTFOLIO SERIES 11	27-3783658	40167R188	40167R196	40167R204	40167R212		CZIP 011	8/15/2011	0.0815	0.0114
ZACKS INCOME ADVANTAGE STRATEGY PORTFOLIO SERIES 11	27-3783658	40167R188	40167R196	40167R204	40167R212		CZIP 011	9/15/2011	0.0378	0.0053
ZACKS INCOME ADVANTAGE STRATEGY PORTFOLIO SERIES 11	27-3783658	40167R188	40167R196	40167R204	40167R212		CZIP 011	10/15/2011	0.0382	0.0053
ZACKS INCOME ADVANTAGE STRATEGY PORTFOLIO SERIES 11	27-3783658	40167R188	40167R196	40167R204	40167R212		CZIP 011	11/15/2011	0.0792	0.0111
ZACKS INCOME ADVANTAGE STRATEGY PORTFOLIO SERIES 11	27-3783658	40167R188	40167R196	40167R204	40167R212		CZIP 011	12/15/2011	0.0363	0.0051
GUGGENHEIM INTERMEDIATE INVEST GRADE CORP TR SR 27	27-3943566	40167R261	40167R279				GIIC027	1/15/2011	3.5000	0.5005
GUGGENHEIM INTERMEDIATE INVEST GRADE CORP TR SR 27	27-3943566	40167R261	40167R279				GIIC027	2/15/2011	4.5700	0.6535
GUGGENHEIM INTERMEDIATE INVEST GRADE CORP TR SR 27	27-3943566	40167R261	40167R279				GIIC027	3/15/2011	4.5800	0.6549
GUGGENHEIM INTERMEDIATE INVEST GRADE CORP TR SR 27	27-3943566	40167R261	40167R279				GIIC027	4/15/2011	4.5800	0.6549
GUGGENHEIM INTERMEDIATE INVEST GRADE CORP TR SR 27	27-3943566	40167R261	40167R279				GIIC027	5/15/2011	4.5600	0.6521
GUGGENHEIM INTERMEDIATE INVEST GRADE CORP TR SR 27	27-3943566	40167R261	40167R279				GIIC027	6/15/2011	4.5100	0.6449
GUGGENHEIM INTERMEDIATE INVEST GRADE CORP TR SR 27	27-3943566	40167R261	40167R279				GIIC027	7/15/2011	4.4600	0.6378
GUGGENHEIM INTERMEDIATE INVEST GRADE CORP TR SR 27	27-3943566	40167R261	40167R279				GIIC027	8/15/2011	4.4000	0.6292
GUGGENHEIM INTERMEDIATE INVEST GRADE CORP TR SR 27	27-3943566	40167R261	40167R279				GIIC027	9/15/2011	4.3900	0.6278
GUGGENHEIM INTERMEDIATE INVEST GRADE CORP TR SR 27	27-3943566	40167R261	40167R279				GIIC027	10/15/2011	4.3700	0.6249
GUGGENHEIM INTERMEDIATE INVEST GRADE CORP TR SR 27	27-3943566	40167R261	40167R279				GIIC027	11/15/2011	4.3700	0.6249
GUGGENHEIM INTERMEDIATE INVEST GRADE CORP TR SR 27	27-3943566	40167R261	40167R279				GIIC027	12/15/2011	4.3600	0.6235
GUGGENHEIM SHORT DURATION HIGH YIELD TRUST, SERIES 7	27-4079179	40167R766	40167R774				GSHY007	2/15/2011	3.1600	1.0747
GUGGENHEIM SHORT DURATION HIGH YIELD TRUST, SERIES 7	27-4079179	40167R766	40167R774				GSHY007	3/15/2011	6.3200	2.1494

INVESTMENT GRADE MUNICIPAL TRUST INTERMEDIATE SERIES 20	45-2314098	46136A487	46136A495				IGIN20	8/10/2011	3.4800	1.8141
INVESTMENT GRADE MUNICIPAL TRUST INTERMEDIATE SERIES 20	45-2314098	46136A487	46136A495				IGIN20	9/10/2011	3.4700	1.8089
INVESTMENT GRADE MUNICIPAL TRUST INTERMEDIATE SERIES 20	45-2314098	46136A487	46136A495				IGIN20	10/10/2011	3.4900	1.8193
INVESTMENT GRADE MUNICIPAL TRUST INTERMEDIATE SERIES 20	45-2314098	46136A487	46136A495				IGIN20	11/10/2011	3.4800	1.8141
INVESTMENT GRADE MUNICIPAL TRUST INTERMEDIATE SERIES 20	45-2314098	46136A487	46136A495				IGIN20	12/10/2011	3.4900	1.8193
INVESTMENT GRADE MUNICIPAL TRUST INTERMEDIATE SERIES 21	45-2531765	46136A503	46136A511				IGIN21	7/10/2011	1.8900	1.5914
INVESTMENT GRADE MUNICIPAL TRUST INTERMEDIATE SERIES 21	45-2531765	46136A503	46136A511				IGIN21	8/10/2011	3.3400	2.8123
INVESTMENT GRADE MUNICIPAL TRUST INTERMEDIATE SERIES 21	45-2531765	46136A503	46136A511				IGIN21	9/10/2011	3.3400	2.8123
INVESTMENT GRADE MUNICIPAL TRUST INTERMEDIATE SERIES 21	45-2531765	46136A503	46136A511				IGIN21	10/10/2011	3.3400	2.8123
INVESTMENT GRADE MUNICIPAL TRUST INTERMEDIATE SERIES 21	45-2531765	46136A503	46136A511				IGIN21	11/10/2011	3.3400	2.8123
INVESTMENT GRADE MUNICIPAL TRUST INTERMEDIATE SERIES 21	45-2531765	46136A503	46136A511				IGIN21	12/10/2011	3.3400	2.8123
INVESTMENT GRADE MUNICIPAL TRUST INTERMEDIATE SERIES 22	45-2783045	46136A529	46136A537				IGIN22	9/10/2011	4.7000	2.7956
INVESTMENT GRADE MUNICIPAL TRUST INTERMEDIATE SERIES 22	45-2783045	46136A529	46136A537				IGIN22	10/10/2011	3.3600	1.9985
INVESTMENT GRADE MUNICIPAL TRUST INTERMEDIATE SERIES 22	45-2783045	46136A529	46136A537				IGIN22	11/10/2011	3.3600	1.9985
INVESTMENT GRADE MUNICIPAL TRUST INTERMEDIATE SERIES 22	45-2783045	46136A529	46136A537				IGIN22	12/10/2011	3.3700	2.0045
INVESTMENT GRADE MUNICIPAL TRUST INTERMEDIATE SERIES 23	45-2987263	46136A545	46136A552				IGIN23	9/10/2011	1.6500	1.6500
INVESTMENT GRADE MUNICIPAL TRUST INTERMEDIATE SERIES 23	45-2987263	46136A545	46136A552				IGIN23	10/10/2011	3.3200	3.3200
INVESTMENT GRADE MUNICIPAL TRUST INTERMEDIATE SERIES 23	45-2987263	46136A545	46136A552				IGIN23	11/10/2011	3.3200	3.3200
INVESTMENT GRADE MUNICIPAL TRUST INTERMEDIATE SERIES 23	45-2987263	46136A545	46136A552				IGIN23	12/10/2011	3.3100	3.3100
INVESTMENT GRADE MUNICIPAL TRUST INTERMEDIATE SERIES 24	45-3336408	46136A560	46136A578				IGIN24	11/10/2011	4.3000	4.3000
INVESTMENT GRADE MUNICIPAL TRUST INTERMEDIATE SERIES 24	45-3336408	46136A560	46136A578				IGIN24	12/10/2011	3.1500	3.1500
INVESTMENT GRADE MUNICIPAL TRUST INTERMEDIATE SERIES 25	45-3640091	46136A586	46136A594				IGIN25	11/10/2011	1.4400	1.4400
INVESTMENT GRADE MUNICIPAL TRUST INTERMEDIATE SERIES 25	45-3640091	46136A586	46136A594				IGIN25	12/10/2011	3.3300	3.3300
INVESTMENT GRADE INCOME TRUST 20+ YEAR SERIES 1	45-2814046	46136C103	46136C111				IGLT1	9/10/2011	6.4600	4.6544
INVESTMENT GRADE INCOME TRUST 20+ YEAR SERIES 1	45-2814046	46136C103	46136C111				IGLT1	10/10/2011	4.7300	3.4080
INVESTMENT GRADE INCOME TRUST 20+ YEAR SERIES 1	45-2814046	46136C103	46136C111				IGLT1	11/10/2011	4.7300	3.4080
INVESTMENT GRADE INCOME TRUST 20+ YEAR SERIES 1	45-2814046	46136C103	46136C111				IGLT1	12/10/2011	4.7300	3.4080
INVESTMENT GRADE INCOME TRUST, 20+ YEAR SERIES 2	45-3022636	46136C129	46136C137				IGLT2	9/10/2011	2.1100	1.5466
INVESTMENT GRADE INCOME TRUST, 20+ YEAR SERIES 2	45-3022636	46136C129	46136C137				IGLT2	10/10/2011	4.5200	3.3132
INVESTMENT GRADE INCOME TRUST, 20+ YEAR SERIES 2	45-3022636	46136C129	46136C137				IGLT2	11/10/2011	4.5200	3.3132
INVESTMENT GRADE INCOME TRUST, 20+ YEAR SERIES 2	45-3022636	46136C129	46136C137				IGLT2	12/10/2011	4.5300	3.3205
INVESTMENT GRADE INCOME TRUST 20+ YEARS SERIES 3	45-3132763	46136C145	46136C152				IGLT3	10/10/2011	4.2200	3.2625
INVESTMENT GRADE INCOME TRUST 20+ YEARS SERIES 3	45-3132763	46136C145	46136C152				IGLT3	11/10/2011	4.5400	3.5099
INVESTMENT GRADE INCOME TRUST 20+ YEARS SERIES 3	45-3132763	46136C145	46136C152				IGLT3	12/10/2011	4.5300	3.5021
INVESTMENT GRADE INCOME TRUST 20+ YEAR SERIES 4	45-3245765	46136C160	46136C178				IGLT4	10/10/2011	2.6800	2.2445
INVESTMENT GRADE INCOME TRUST 20+ YEAR SERIES 4	45-3245765	46136C160	46136C178				IGLT4	11/10/2011	4.4800	3.7520
INVESTMENT GRADE INCOME TRUST 20+ YEAR SERIES 4	45-3245765	46136C160	46136C178				IGLT4	12/10/2011	4.4900	3.7604
INVESTMENT GRADE INCOME TRUST 20+ YEAR SERIES 5	45-3354708	46136C186	46136C194				IGLT5	11/10/2011	5.8600	5.1293
INVESTMENT GRADE INCOME TRUST 20+ YEAR SERIES 5	45-3354708	46136C186	46136C194				IGLT5	12/10/2011	4.4100	3.8601
INVESTMENT GRADE INCOME TRUST 20+ YEAR SERIES 6	45-3555255	46136C202	46136C210				IGLT6	11/10/2011	3.3300	2.8771
INVESTMENT GRADE INCOME TRUST 20+ YEAR SERIES 6	45-3555255	46136C202	46136C210				IGLT6	12/10/2011	4.5400	3.9226
INVESTMENT GRADE INCOME TRUST 20+ YEAR SERIES 7	45-3640502	46136C228	46136C236				IGLT7	12/10/2011	6.2600	5.1945
INVESTMENT GRADE INCOME TRUST 20+ YEAR SERIES 8	45-3762989	46136C244	46136C251				IGLT8	12/10/2011	3.5800	2.8984
INVESTMENT GRADE INCOME TRUST 20+ YEAR SERIES 9	45-3820170	46136C269	46136C277				IGLT9	12/10/2011	2.2100	1.9028
INVESTMENT GRADE INCOME TRUST 7+ YEAR SERIES 1	45-1669860	46136D101	46136D119				IGST1	5/10/2011	1.7800	0.8451
INVESTMENT GRADE INCOME TRUST 7+ YEAR SERIES 1	45-1669860	46136D101	46136D119				IGST1	6/10/2011	3.8100	1.8090
INVESTMENT GRADE INCOME TRUST 7+ YEAR SERIES 1	45-1669860	46136D101	46136D119				IGST1	7/10/2011	3.8200	1.8137
INVESTMENT GRADE INCOME TRUST 7+ YEAR SERIES 1	45-1669860	46136D101	46136D119				IGST1	8/10/2011	3.8300	1.8185
INVESTMENT GRADE INCOME TRUST 7+ YEAR SERIES 1	45-1669860	46136D101	46136D119				IGST1	9/10/2011	3.8300	1.8185
INVESTMENT GRADE INCOME TRUST 7+ YEAR SERIES 1	45-1669860	46136D101	46136D119				IGST1	10/10/2011	3.8300	1.8185
INVESTMENT GRADE INCOME TRUST 7+ YEAR SERIES 1	45-1669860	46136D101	46136D119				IGST1	11/10/2011	3.8400	1.8232
INVESTMENT GRADE INCOME TRUST 7+ YEAR SERIES 1	45-1669860	46136D101	46136D119				IGST1	12/10/2011	3.8600	1.8327
INVESTMENT GRADE INCOME TRUST 7+ YEAR SERIES 2	45-2156962	46136D127	46136D135				IGST2	6/10/2011	2.5900	1.0963
INVESTMENT GRADE INCOME TRUST 7+ YEAR SERIES 2	45-2156962	46136D127	46136D135				IGST2	7/10/2011	3.7100	1.5704
INVESTMENT GRADE INCOME TRUST 7+ YEAR SERIES 2	45-2156962	46136D127	46136D135				IGST2	8/10/2011	3.7000	1.5662
INVESTMENT GRADE INCOME TRUST 7+ YEAR SERIES 2	45-2156962	46136D127	46136D135				IGST2	9/10/2011	3.7100	1.5704

INVESTMENT GRADE INCOME TRUST 7+ YEAR SERIES 2	45-2156962	46136D127	46136D135				IGST2	10/10/2011	3.7100	1.5704
INVESTMENT GRADE INCOME TRUST 7+ YEAR SERIES 2	45-2156962	46136D127	46136D135				IGST2	11/10/2011	3.7100	1.5704
INVESTMENT GRADE INCOME TRUST 7+ YEAR SERIES 2	45-2156962	46136D127	46136D135				IGST2	12/10/2011	3.7200	1.5747
INVESTMENT GRADE INCOME TRUST 7+ YEAR SERIES 3	45-2412760	46136D143	46136D150				IGST3	7/10/2011	3.9600	1.9650
INVESTMENT GRADE INCOME TRUST 7+ YEAR SERIES 3	45-2412760	46136D143	46136D150				IGST3	8/10/2011	3.7400	1.8558
INVESTMENT GRADE INCOME TRUST 7+ YEAR SERIES 3	45-2412760	46136D143	46136D150				IGST3	9/10/2011	3.8100	1.8905
INVESTMENT GRADE INCOME TRUST 7+ YEAR SERIES 3	45-2412760	46136D143	46136D150				IGST3	10/10/2011	3.8100	1.8905
INVESTMENT GRADE INCOME TRUST 7+ YEAR SERIES 3	45-2412760	46136D143	46136D150				IGST3	11/10/2011	3.8200	1.8955
INVESTMENT GRADE INCOME TRUST 7+ YEAR SERIES 3	45-2412760	46136D143	46136D150				IGST3	12/10/2011	3.7800	1.8756
INVESTMENT GRADE INCOME TRUST 7+ YEAR SERIES 4	45-2558222	46136D168	46136D176				IGST4	8/10/2011	4.8900	3.2611
INVESTMENT GRADE INCOME TRUST 7+ YEAR SERIES 4	45-2558222	46136D168	46136D176				IGST4	9/10/2011	3.7700	2.5142
INVESTMENT GRADE INCOME TRUST 7+ YEAR SERIES 4	45-2558222	46136D168	46136D176				IGST4	10/10/2011	3.7700	2.5142
INVESTMENT GRADE INCOME TRUST 7+ YEAR SERIES 4	45-2558222	46136D168	46136D176				IGST4	11/10/2011	3.7700	2.5142
INVESTMENT GRADE INCOME TRUST 7+ YEAR SERIES 4	45-2558222	46136D168	46136D176				IGST4	12/10/2011	3.7700	2.5142
INVESTMENT GRADE INCOME TRUST 7+ YEAR SERIES 5	45-2702975	46136D184	46136D192				IGST5	8/10/2011	2.5500	1.8044
INVESTMENT GRADE INCOME TRUST 7+ YEAR SERIES 5	45-2702975	46136D184	46136D192				IGST5	9/10/2011	3.6400	2.5757
INVESTMENT GRADE INCOME TRUST 7+ YEAR SERIES 5	45-2702975	46136D184	46136D192				IGST5	10/10/2011	3.6500	2.5827
INVESTMENT GRADE INCOME TRUST 7+ YEAR SERIES 5	45-2702975	46136D184	46136D192				IGST5	11/10/2011	3.6500	2.5827
INVESTMENT GRADE INCOME TRUST 7+ YEAR SERIES 5	45-2702975	46136D184	46136D192				IGST5	12/10/2011	3.6500	2.5827
INVESTMENT GRADE INCOME TRUST 7+ YEAR SERIES 6	45-2856250	46136D200	46136D218				IGST6	9/10/2011	4.1900	3.0139
INVESTMENT GRADE INCOME TRUST 7+ YEAR SERIES 6	45-2856250	46136D200	46136D218				IGST6	10/10/2011	3.6100	2.5967
INVESTMENT GRADE INCOME TRUST 7+ YEAR SERIES 6	45-2856250	46136D200	46136D218				IGST6	11/10/2011	3.6200	2.6039
INVESTMENT GRADE INCOME TRUST 7+ YEAR SERIES 6	45-2856250	46136D200	46136D218				IGST6	12/10/2011	3.6200	2.6039
INVESTMENT GRADE INCOME TRUST 7+ YEAR SERIES 7	45-2999242	46136D226	46136D234				IGST7	9/10/2011	2.0000	1.9388
INVESTMENT GRADE INCOME TRUST 7+ YEAR SERIES 7	45-2999242	46136D226	46136D234				IGST7	10/10/2011	3.5400	3.4317
INVESTMENT GRADE INCOME TRUST 7+ YEAR SERIES 7	45-2999242	46136D226	46136D234				IGST7	11/10/2011	3.5400	3.4317
INVESTMENT GRADE INCOME TRUST 7+ YEAR SERIES 7	45-2999242	46136D226	46136D234				IGST7	12/10/2011	3.5400	3.4317
INVESTMENT GRADE INCOME TRUST 7+ YEAR SERIES 8	45-3183277	46136D242	46136D259				IGST8	10/10/2011	2.4900	2.4482
INVESTMENT GRADE INCOME TRUST 7+ YEAR SERIES 8	45-3183277	46136D242	46136D259				IGST8	11/10/2011	3.5600	3.5002
INVESTMENT GRADE INCOME TRUST 7+ YEAR SERIES 8	45-3183277	46136D242	46136D259				IGST8	12/10/2011	3.5600	3.5002
INVESTMENT GRADE INCOME TRUST 7+ YEAR SERIES 9	45-3437286	46136D267	46136D275				IGST9	11/10/2011	3.9500	3.8370
INVESTMENT GRADE INCOME TRUST 7+ YEAR SERIES 9	45-3437286	46136D267	46136D275				IGST9	12/10/2011	3.4900	3.3902
INVESTMENT GRADE INCOME TRUST 7+ YEAR SERIES 10	45-3597332	46136D283	46136D291				IGST10	11/10/2011	1.8500	1.8500
INVESTMENT GRADE INCOME TRUST 7+ YEAR SERIES 10	45-3597332	46136D283	46136D291				IGST10	12/10/2011	3.4700	3.4700
INVESTMENT GRADE INCOME TRUST 7+ YEAR SERIES 11	45-3781822	46136D309	46136D317				IGST11	12/10/2011	2.2400	2.2400
INVESTMENT GRADE INCOME TRUST, 10-20 YEAR SERIES 11	45-3453026	46136E307	46136E315				IGLM11	11/10/2011	3.9800	3.5124
INVESTMENT GRADE INCOME TRUST, 10-20 YEAR SERIES 11	45-3453026	46136E307	46136E315				IGLM11	12/10/2011	4.4300	3.9095
INVESTMENT GRADE INCOME TRUST 10-20 YEAR SERIES 12	45-3603645	46136E323	46136E331				IGLM12	11/10/2011	2.0600	1.9471
INVESTMENT GRADE INCOME TRUST 10-20 YEAR SERIES 12	45-3603645	46136E323	46136E331				IGLM12	12/10/2011	4.4100	4.1683
INVESTMENT GRADE INCOME TRUST 10-20 YEAR SERIES 13	45-3706862	46136E349	46136E356				IGLM13	12/10/2011	4.7000	4.3640
INVESTMENT GRADE INCOME TRUST 10-20 YEAR SERIES 14	45-3824160	46136E364	46136E372				IGLM14	12/10/2011	2.4900	2.1140
INVESTORS' QUALITY TAX-EXEMPT TRUST, SERIES 94	11-3829164	46172C280	46172C298				QUAL94	1/10/2011	3.6600	0.1351
INVESTORS' QUALITY TAX-EXEMPT TRUST, SERIES 94	11-3829164	46172C280	46172C298				QUAL94	1/10/2011	22.0900	0.8151
INVESTORS' QUALITY TAX-EXEMPT TRUST, SERIES 94	11-3829164	46172C280	46172C298				QUAL94	2/10/2011	3.6600	0.1351
INVESTORS' QUALITY TAX-EXEMPT TRUST, SERIES 94	11-3829164	46172C280	46172C298				QUAL94	3/10/2011	3.6600	0.1351
INVESTORS' QUALITY TAX-EXEMPT TRUST, SERIES 94	11-3829164	46172C280	46172C298				QUAL94	4/10/2011	3.6600	0.1351
INVESTORS' QUALITY TAX-EXEMPT TRUST, SERIES 94	11-3829164	46172C280	46172C298				QUAL94	5/10/2011	3.6800	0.1358
INVESTORS' QUALITY TAX-EXEMPT TRUST, SERIES 94	11-3829164	46172C280	46172C298				QUAL94	6/10/2011	3.6700	0.1354
INVESTORS' QUALITY TAX-EXEMPT TRUST, SERIES 94	11-3829164	46172C280	46172C298				QUAL94	7/10/2011	3.6300	0.1339
INVESTORS' QUALITY TAX-EXEMPT TRUST, SERIES 94	11-3829164	46172C280	46172C298				QUAL94	7/10/2011	22.1600	0.8177
INVESTORS' QUALITY TAX-EXEMPT TRUST, SERIES 94	11-3829164	46172C280	46172C298				QUAL94	8/10/2011	3.6300	0.1339
INVESTORS' QUALITY TAX-EXEMPT TRUST, SERIES 94	11-3829164	46172C280	46172C298				QUAL94	9/10/2011	3.6300	0.1339
INVESTORS' QUALITY TAX-EXEMPT TRUST, SERIES 94	11-3829164	46172C280	46172C298				QUAL94	10/10/2011	3.6100	0.1332
INVESTORS' QUALITY TAX-EXEMPT TRUST, SERIES 94	11-3829164	46172C280	46172C298				QUAL94	11/10/2011	3.6300	0.1339
INVESTORS' QUALITY TAX-EXEMPT TRUST, SERIES 94	11-3829164	46172C280	46172C298				QUAL94	12/10/2011	3.6200	0.1336
INVESTORS' QUALITY TAX-EXEMPT TRUST, SERIES 96	11-3841940	46172C322	46172C330				QUAL96	1/10/2011	3.8100	0.0556
INVESTORS' QUALITY TAX-EXEMPT TRUST, SERIES 96	11-3841940	46172C322	46172C330				QUAL96	1/10/2011	22.9500	0.3351

INVESTORS' QUALITY TAX-EXEMPT TRUST SERIES 141	45-2432806	46172D502	46172D510			QUAL141	12/10/2011	4.0100	2.3274
INVESTORS QUALITY TAX-EXEMPT TRUST SERIES 142	45-2547975	46172D528	46172D536			QUAL142	7/10/2011	2.2100	1.4588
INVESTORS QUALITY TAX-EXEMPT TRUST SERIES 142	45-2547975	46172D528	46172D536			QUAL142	8/10/2011	3.9200	2.5876
INVESTORS QUALITY TAX-EXEMPT TRUST SERIES 142	45-2547975	46172D528	46172D536			QUAL142	9/10/2011	3.9100	2.5810
INVESTORS QUALITY TAX-EXEMPT TRUST SERIES 142	45-2547975	46172D528	46172D536			QUAL142	10/10/2011	3.9200	2.5876
INVESTORS QUALITY TAX-EXEMPT TRUST SERIES 142	45-2547975	46172D528	46172D536			QUAL142	11/10/2011	3.9100	2.5810
INVESTORS QUALITY TAX-EXEMPT TRUST SERIES 142	45-2547975	46172D528	46172D536			QUAL142	12/10/2011	3.9200	2.5876
INVESTORS' QUALITY TAX-EXEMPT TRUST SERIES 143	45-2685031	46172D544	46172D551			QUAL143	8/10/2011	2.8800	2.1015
INVESTORS' QUALITY TAX-EXEMPT TRUST SERIES 143	45-2685031	46172D544	46172D551			QUAL143	9/10/2011	3.9300	2.8677
INVESTORS' QUALITY TAX-EXEMPT TRUST SERIES 143	45-2685031	46172D544	46172D551			QUAL143	10/10/2011	3.9300	2.8677
INVESTORS' QUALITY TAX-EXEMPT TRUST SERIES 143	45-2685031	46172D544	46172D551			QUAL143	11/10/2011	3.9300	2.8677
INVESTORS' QUALITY TAX-EXEMPT TRUST SERIES 143	45-2685031	46172D544	46172D551			QUAL143	12/10/2011	3.9400	2.8750
INVESTORS' QUALITY TAX-EXEMPT TRUST SERIES 144	45-2772175	46172D569	46172D577			QUAL144	9/10/2011	5.4500	4.0417
INVESTORS' QUALITY TAX-EXEMPT TRUST SERIES 144	45-2772175	46172D569	46172D577			QUAL144	10/10/2011	3.9000	2.8922
INVESTORS' QUALITY TAX-EXEMPT TRUST SERIES 144	45-2772175	46172D569	46172D577			QUAL144	11/10/2011	3.9000	2.8922
INVESTORS' QUALITY TAX-EXEMPT TRUST SERIES 144	45-2772175	46172D569	46172D577			QUAL144	12/10/2011	3.9000	2.8922
INVESTORS QUALITY TAX-EXEMPT TRUST SERIES 145	45-2900572	46172D585	46172D593			QUAL145	9/10/2011	3.1800	2.1077
INVESTORS QUALITY TAX-EXEMPT TRUST SERIES 145	45-2900572	46172D585	46172D593			QUAL145	10/10/2011	3.8100	2.5253
INVESTORS QUALITY TAX-EXEMPT TRUST SERIES 145	45-2900572	46172D585	46172D593			QUAL145	11/10/2011	3.8200	2.5319
INVESTORS QUALITY TAX-EXEMPT TRUST SERIES 145	45-2900572	46172D585	46172D593			QUAL145	12/10/2011	3.8200	2.5319
INVESTORS' QUALITY TAX-EXEMPT TRUST SER 146	45-3004090	46172D601	46172D619			QUAL146	9/10/2011	2.0400	1.4929
INVESTORS' QUALITY TAX-EXEMPT TRUST SER 146	45-3004090	46172D601	46172D619			QUAL146	10/10/2011	3.8300	2.8028
INVESTORS' QUALITY TAX-EXEMPT TRUST SER 146	45-3004090	46172D601	46172D619			QUAL146	11/10/2011	3.8400	2.8101
INVESTORS' QUALITY TAX-EXEMPT TRUST SER 146	45-3004090	46172D601	46172D619			QUAL146	12/10/2011	3.8300	2.8028
INVESTORS' QUALITY TAX-EXEMPT TRUST SERIES 147	45-1361900	46172D627	46172D635			QUAL147	10/10/2011	3.1600	2.8487
INVESTORS' QUALITY TAX-EXEMPT TRUST SERIES 147	45-1361900	46172D627	46172D635			QUAL147	11/10/2011	3.7900	3.4167
INVESTORS' QUALITY TAX-EXEMPT TRUST SERIES 147	45-1361900	46172D627	46172D635			QUAL147	12/10/2011	3.8000	3.4257
INVESTORS' QUALITY TAX-EXEMPT TRUST SERIES 148	45-3303475	46172D643	46172D650			QUAL148	10/10/2011	1.4600	1.4044
INVESTORS' QUALITY TAX-EXEMPT TRUST SERIES 148	45-3303475	46172D643	46172D650			QUAL148	11/10/2011	3.6700	3.5302
INVESTORS' QUALITY TAX-EXEMPT TRUST SERIES 148	45-3303475	46172D643	46172D650			QUAL148	12/10/2011	3.6600	3.5206
INVESTORS QUALITY TAX-EXEMPT TRUST SERIES 149	45-3547120	46172D668	46172D676			QUAL149	11/10/2011	2.8700	2.8700
INVESTORS QUALITY TAX-EXEMPT TRUST SERIES 149	45-3547120	46172D668	46172D676			QUAL149	12/10/2011	3.7500	3.7500
INVESTORS QUALITY TAX-EXEMPT TRUST SERIES 150	45-3628581	46172D684	46172D692			QUAL150	11/10/2011	1.5900	1.5900
INVESTORS QUALITY TAX-EXEMPT TRUST SERIES 150	45-3628581	46172D684	46172D692			QUAL150	12/10/2011	3.6900	3.6900
INVESTORS QUALITY TAX-EXEMPT TRUST SERIES 151	45-3715446	46172D700	46172D718			QUAL151	12/10/2011	3.2600	3.2600
INVESTOR'S QUALITY TAX-EXEMPT TRUST, SERIES 152	45-3805994	46172D726	46172D734			QUAL152	12/10/2011	2.3900	2.3193
MATRIX GNMA PORTFOLIO SERIES 1	13-7320097	57685T108				MATRX1	12/19/2011	0.0700	0.0070
MICHIGAN INSURED MUNICIPALS INCOME TRUST, SER196	11-3792997	59452T188	59452T196			I-MI196	1/10/2011	3.2600	0.2272
MICHIGAN INSURED MUNICIPALS INCOME TRUST, SER196	11-3792997	59452T188	59452T196			I-MI196	1/10/2011	19.7300	1.3752
MICHIGAN INSURED MUNICIPALS INCOME TRUST, SER196	11-3792997	59452T188	59452T196			I-MI196	2/10/2011	3.2600	0.2272
MICHIGAN INSURED MUNICIPALS INCOME TRUST, SER196	11-3792997	59452T188	59452T196			I-MI196	3/10/2011	3.2600	0.2272
MICHIGAN INSURED MUNICIPALS INCOME TRUST, SER196	11-3792997	59452T188	59452T196			I-MI196	4/10/2011	3.2500	0.2265
MICHIGAN INSURED MUNICIPALS INCOME TRUST, SER196	11-3792997	59452T188	59452T196			I-MI196	5/10/2011	3.2700	0.2279
MICHIGAN INSURED MUNICIPALS INCOME TRUST, SER196	11-3792997	59452T188	59452T196			I-MI196	6/10/2011	3.2600	0.2272
MICHIGAN INSURED MUNICIPALS INCOME TRUST, SER196	11-3792997	59452T188	59452T196			I-MI196	7/10/2011	3.2500	0.2265
MICHIGAN INSURED MUNICIPALS INCOME TRUST, SER196	11-3792997	59452T188	59452T196			I-MI196	7/10/2011	19.7500	1.3766
MICHIGAN INSURED MUNICIPALS INCOME TRUST, SER196	11-3792997	59452T188	59452T196			I-MI196	8/10/2011	3.2400	0.2258
MICHIGAN INSURED MUNICIPALS INCOME TRUST, SER196	11-3792997	59452T188	59452T196			I-MI196	9/10/2011	3.2300	0.2251
MICHIGAN INSURED MUNICIPALS INCOME TRUST, SER196	11-3792997	59452T188	59452T196			I-MI196	10/10/2011	3.2200	0.2244
MICHIGAN INSURED MUNICIPALS INCOME TRUST, SER196	11-3792997	59452T188	59452T196			I-MI196	11/10/2011	3.2300	0.2251
MICHIGAN INSURED MUNICIPALS INCOME TRUST, SER196	11-3792997	59452T188	59452T196			I-MI196	12/10/2011	3.2300	0.2251
MICHIGAN INSURED MUNICIPALS INCOME TRUST, SER 197	11-3815414	59452T204	59452T212			I-MI197	1/10/2011	3.5000	0.1659
MICHIGAN INSURED MUNICIPALS INCOME TRUST, SER 197	11-3815414	59452T204	59452T212			I-MI197	2/10/2011	3.4900	0.1654
MICHIGAN INSURED MUNICIPALS INCOME TRUST, SER 197	11-3815414	59452T204	59452T212			I-MI197	3/10/2011	3.4900	0.1654
MICHIGAN INSURED MUNICIPALS INCOME TRUST, SER 197	11-3815414	59452T204	59452T212			I-MI197	4/10/2011	3.4900	0.1654
MICHIGAN INSURED MUNICIPALS INCOME TRUST, SER 197	11-3815414	59452T204	59452T212			I-MI197	5/10/2011	3.4800	0.1650
MICHIGAN INSURED MUNICIPALS INCOME TRUST, SER 197	11-3815414	59452T204	59452T212			I-MI197	6/10/2011	3.4800	0.1650
MICHIGAN INSURED MUNICIPALS INCOME TRUST, SER 197	11-3815414	59452T204	59452T212			I-MI197	6/10/2011	21.1400	1.0020

QUALITY MUNICIPALS INCOME TRUST 43RD LIMITED MATURITY SERIES	45-2517441	74757W265	74757W273					QMLM43	11/10/2011	3.6000	2.6446
QUALITY MUNICIPALS INCOME TRUST 43RD LIMITED MATURITY SERIES	45-2517441	74757W265	74757W273					QMLM43	12/10/2011	3.5900	2.6372
QUALITY MUNICIPALS INCOME TRUST 44TH LIMITED MATURITY SERIES	45-2653910	74757W281	74757W299					QMLM44	8/10/2011	3.2200	1.7858
QUALITY MUNICIPALS INCOME TRUST 44TH LIMITED MATURITY SERIES	45-2653910	74757W281	74757W299					QMLM44	9/10/2011	3.5900	1.9910
QUALITY MUNICIPALS INCOME TRUST 44TH LIMITED MATURITY SERIES	45-2653910	74757W281	74757W299					QMLM44	10/10/2011	3.5900	1.9910
QUALITY MUNICIPALS INCOME TRUST 44TH LIMITED MATURITY SERIES	45-2653910	74757W281	74757W299					QMLM44	11/10/2011	3.5800	1.9855
QUALITY MUNICIPALS INCOME TRUST 44TH LIMITED MATURITY SERIES	45-2653910	74757W281	74757W299					QMLM44	12/10/2011	3.5900	1.9910
QUALITY MUNICIPALS INCOME TRUST 45TH LIMITED MATURITY SERIES	45-2772159	74757W307	74757W315					QMLM45	8/10/2011	1.5200	1.3432
QUALITY MUNICIPALS INCOME TRUST 45TH LIMITED MATURITY SERIES	45-2772159	74757W307	74757W315					QMLM45	9/10/2011	3.5200	3.1106
QUALITY MUNICIPALS INCOME TRUST 45TH LIMITED MATURITY SERIES	45-2772159	74757W307	74757W315					QMLM45	10/10/2011	3.5100	3.1018
QUALITY MUNICIPALS INCOME TRUST 45TH LIMITED MATURITY SERIES	45-2772159	74757W307	74757W315					QMLM45	11/10/2011	3.5200	3.1106
QUALITY MUNICIPALS INCOME TRUST 45TH LIMITED MATURITY SERIES	45-2772159	74757W307	74757W315					QMLM45	12/10/2011	3.5100	3.1018
QUALITY MUNICIPALS INCOME TRUST 46TH LIMITED MATURITY SERIES	45-2904794	74757W323	74757W331					QMLM46	9/10/2011	2.6200	2.1906
QUALITY MUNICIPALS INCOME TRUST 46TH LIMITED MATURITY SERIES	45-2904794	74757W323	74757W331					QMLM46	10/10/2011	3.4300	2.8678
QUALITY MUNICIPALS INCOME TRUST 46TH LIMITED MATURITY SERIES	45-2904794	74757W323	74757W331					QMLM46	11/10/2011	3.4300	2.8678
QUALITY MUNICIPALS INCOME TRUST 46TH LIMITED MATURITY SERIES	45-2904794	74757W323	74757W331					QMLM46	12/10/2011	3.4300	2.8678
QUALITY MUNICIPALS INCOME TRUST 47TH LIMITED MATURITY SERIES	45-3069488	74757W349	74757W356					QMLM47	10/10/2011	3.8000	3.3353
QUALITY MUNICIPALS INCOME TRUST 47TH LIMITED MATURITY SERIES	45-3069488	74757W349	74757W356					QMLM47	11/10/2011	3.4600	3.0368
QUALITY MUNICIPALS INCOME TRUST 47TH LIMITED MATURITY SERIES	45-3069488	74757W349	74757W356					QMLM47	12/10/2011	3.4600	3.0368
QUALITY MUNICIPALS INCOME TRUST 48TH LIMITED MATURITY SERIES	45-3303371	74757W364	74757W372					QMLM48	10/10/2011	1.4400	1.3987
QUALITY MUNICIPALS INCOME TRUST 48TH LIMITED MATURITY SERIES	45-3303371	74757W364	74757W372					QMLM48	11/10/2011	3.3500	3.2539
QUALITY MUNICIPALS INCOME TRUST 48TH LIMITED MATURITY SERIES	45-3303371	74757W364	74757W372					QMLM48	12/10/2011	3.3400	3.2441
QUALITY MUNICIPALS INCOME TRUST 49TH LIMITED MATURITY SERIES	45-3569697	74757W380	74757W398					QMLM49	11/10/2011	2.3900	2.2213
QUALITY MUNICIPALS INCOME TRUST 49TH LIMITED MATURITY SERIES	45-3569697	74757W380	74757W398					QMLM49	12/10/2011	3.4100	3.1693
QUALITY MUNICIPALS INCOME TRUST 50TH LIMITED MATURITY SERIES	45-3678807	74757W406	74757W414					QMLM50	12/10/2011	4.1000	4.1000
QUALITY MUNICIPALS INCOME TRUST 51ST LIMITED MATURITY SERIES	45-3797779	74757W422	74757W430					QMLM51	12/10/2011	2.4900	2.4900
SMARTTRUST, ENHANCED VALUE II TRUST, 2010 SERIES H	27-4078513	83172V109	83172V117	83172V125	83172V133			SMTR10H	1/15/2011	0.0406	0.0060
SMARTTRUST, ENHANCED VALUE II TRUST, 2010 SERIES H	27-4078513	83172V109	83172V117	83172V125	83172V133			SMTR10H	3/15/2011	0.0896	0.0132
SMARTTRUST, ENHANCED VALUE II TRUST, 2010 SERIES H	27-4078513	83172V109	83172V117	83172V125	83172V133			SMTR10H	6/15/2011	0.2170	0.0319
SMARTTRUST, ENHANCED VALUE II TRUST, 2010 SERIES H	27-4078513	83172V109	83172V117	83172V125	83172V133			SMTR10H	9/15/2011	0.1886	0.0277
SMARTTRUST, ENHANCED VALUE II TRUST, 2010 SERIES H	27-4078513	83172V109	83172V117	83172V125	83172V133			SMTR10H	12/15/2011	0.2020	0.0297
SMART TRUST, VALUE ARCHITECTS DISCIPLINED CORE PORTFOLIO TRUST, 2011 SERIES	45-3229358	83173B102	83173B110	83173B128	83173B136			SMTR11I	11/15/2011	0.0425	0.0024
SMART TRUST, VALUE ARCHITECTS DISCIPLINED CORE PORTFOLIO TRUST, 2011 SERIES	45-3229358	83173B102	83173B110	83173B128	83173B136			SMTR11I	12/15/2011	0.0244	0.0014
SMART TRUST, VALUE ARCHITECTS DISCIPLINED CORE PORTFOLIO TRUST, 2011 SERIES	45-3229358	83173B102	83173B110	83173B128	83173B136			SMTR11I	12/19/2011	0.0280	0.0016
SMART TRUST, VALUE ARCHITECTS DISCIPLINED CORE PORTFOLIO TRUST, 2011 SERIES	45-3229358	83173B102	83173B110	83173B128	83173B136			SMTR11I	12/30/2011	0.0271	0.0015
SMART TRUST, DYNAMIC SECTOR INC TRUST, 2011 SERJ	45-3436966	83173D108	83173D116	83173D124	83173D132			SMTR11J	12/15/2011	0.0629	0.0112
SMART TRUST, DYNAMIC SECTOR INC TRUST, 2011 SERJ	45-3436966	83173D108	83173D116	83173D124	83173D132			SMTR11J	12/19/2011	0.0348	0.0062
SMART TRUST, DYNAMIC SECTOR INC TRUST, 2011 SERJ	45-3436966	83173D108	83173D116	83173D124	83173D132			SMTR11J	12/30/2011	0.0476	0.0085
SMART TRUST, ENHANCED VALUE II TRUST, 2011 SER E	45-2042899	83173F103	83173F111	83173F129	83173F137			SMTR11E	6/15/2011	0.0545	0.0120
SMART TRUST, ENHANCED VALUE II TRUST, 2011 SER E	45-2042899	83173F103	83173F111	83173F129	83173F137			SMTR11E	9/15/2011	0.1886	0.0414
SMART TRUST, ENHANCED VALUE II TRUST, 2011 SER E	45-2042899	83173F103	83173F111	83173F129	83173F137			SMTR11E	12/15/2011	0.2180	0.0479
SMART TRUST, ENHANCED VALUE II TRUST, 2011 SER E	45-2042899	83173F103	83173F111	83173F129	83173F137			SMTR11E	12/30/2011	0.0183	0.0040
SMART TRUST, STRATEGIC GROWTH & INCOME TRUST, 2011 SERIES G	45-2694595	83173H109	83173H117	83173H125	83173H133			SMTR11G	8/15/2011	0.0338	0.0121
SMART TRUST, STRATEGIC GROWTH & INCOME TRUST, 2011 SERIES G	45-2694595	83173H109	83173H117	83173H125	83173H133			SMTR11G	9/15/2011	0.0528	0.0190
SMART TRUST, STRATEGIC GROWTH & INCOME TRUST, 2011 SERIES G	45-2694595	83173H109	83173H117	83173H125	83173H133			SMTR11G	10/15/2011	0.0713	0.0256
SMART TRUST, STRATEGIC GROWTH & INCOME TRUST, 2011 SERIES G	45-2694595	83173H109	83173H117	83173H125	83173H133			SMTR11G	11/15/2011	0.1039	0.0373
SMART TRUST, STRATEGIC GROWTH & INCOME TRUST, 2011 SERIES G	45-2694595	83173H109	83173H117	83173H125	83173H133			SMTR11G	12/15/2011	0.0506	0.0182
SMART TRUST, STRATEGIC GROWTH & INCOME TRUST, 2011 SERIES G	45-2694595	83173H109	83173H117	83173H125	83173H133			SMTR11G	12/19/2011	0.0386	0.0139
SMART TRUST, STRATEGIC GROWTH & INCOME TRUST, 2011 SERIES G	45-2694595	83173H109	83173H117	83173H125	83173H133			SMTR11G	12/30/2011	0.0442	0.0159
SMARTTRUST, ENHANCED VALUE II TRUST, 2011 SERIES K	45-3701013	83173J105	83173J113	83173J121	83173J139			SMTR11K	12/15/2011	0.0410	0.0072
SMARTTRUST, ENHANCED VALUE II TRUST, 2011 SERIES K	45-3701013	83173J105	83173J113	83173J121	83173J139			SMTR11K	12/19/2011	0.0100	0.0088
SMARTTRUST, ENHANCED VALUE II TRUST, 2011 SERIES K	45-3701013	83173J105	83173J113	83173J121	83173J139			SMTR11K	12/19/2011	0.0731	0.0127
SMARTTRUST, ENHANCED VALUE II TRUST, 2011 SERIES K	45-3701013	83173J105	83173J113	83173J121	83173J139			SMTR11K	12/30/2011	0.0813	0.0142
TAX EXEMPT SECURITIES TRUST CA224 INS	20-5393357	87676K121						CA224INS	1/6/2011	3.6700	0.2044
TAX EXEMPT SECURITIES TRUST CA224 INS	20-5393357	87676K121						CA224INS	2/6/2011	3.6800	0.2050
TAX EXEMPT SECURITIES TRUST CA224 INS	20-5393357	87676K121						CA224INS	3/6/2011	3.6900	0.2055
TAX EXEMPT SECURITIES TRUST CA224 INS	20-5393357	87676K121						CA224INS	4/6/2011	3.6700	0.2044

TAX EXEMPT SECURITIES TRUST NATIONAL 442	11-3815437	87676K477					NAT442	5/6/2011	3.9100	0.0368
TAX EXEMPT SECURITIES TRUST NATIONAL 442	11-3815437	87676K477					NAT442	6/6/2011	3.9100	0.0368
TAX EXEMPT SECURITIES TRUST NATIONAL 442	11-3815437	87676K477					NAT442	7/6/2011	3.9000	0.0367
TAX EXEMPT SECURITIES TRUST NATIONAL 442	11-3815437	87676K477					NAT442	8/6/2011	3.9100	0.0368
TAX EXEMPT SECURITIES TRUST NATIONAL 442	11-3815437	87676K477					NAT442	9/6/2011	3.8900	0.0366
TAX EXEMPT SECURITIES TRUST NATIONAL 442	11-3815437	87676K477					NAT442	10/6/2011	3.9000	0.0367
TAX EXEMPT SECURITIES TRUST NATIONAL 442	11-3815437	87676K477					NAT442	11/6/2011	3.8900	0.0366
TAX EXEMPT SECURITIES TRUST NATIONAL 442	11-3815437	87676K477					NAT442	12/6/2011	3.8900	0.0366
TAX EXEMPT SECURITIES TRUST NATIONAL 443	11-3819568	87676K485					NAT443	10/6/2011	17.9200	17.3663
TAX EXEMPT SECURITIES TRUST INSURED NATIONAL 444	11-3819611	87676K527					INAT444	1/6/2011	3.7800	0.1440
TAX EXEMPT SECURITIES TRUST INSURED NATIONAL 444	11-3819611	87676K527					INAT444	2/6/2011	3.7800	0.1440
TAX EXEMPT SECURITIES TRUST INSURED NATIONAL 444	11-3819611	87676K527					INAT444	3/6/2011	3.8000	0.1448
TAX EXEMPT SECURITIES TRUST INSURED NATIONAL 444	11-3819611	87676K527					INAT444	4/6/2011	3.7900	0.1444
TAX EXEMPT SECURITIES TRUST INSURED NATIONAL 444	11-3819611	87676K527					INAT444	5/6/2011	3.8000	0.1448
TAX EXEMPT SECURITIES TRUST INSURED NATIONAL 444	11-3819611	87676K527					INAT444	6/6/2011	3.7900	0.1444
TAX EXEMPT SECURITIES TRUST INSURED NATIONAL 444	11-3819611	87676K527					INAT444	7/6/2011	3.8000	0.1448
TAX EXEMPT SECURITIES TRUST INSURED NATIONAL 444	11-3819611	87676K527					INAT444	8/6/2011	3.7900	0.1444
TAX EXEMPT SECURITIES TRUST INSURED NATIONAL 444	11-3819611	87676K527					INAT444	9/6/2011	3.8000	0.1448
TAX EXEMPT SECURITIES TRUST INSURED NATIONAL 444	11-3819611	87676K527					INAT444	10/6/2011	3.8000	0.1448
TAX EXEMPT SECURITIES TRUST INSURED NATIONAL 444	11-3819611	87676K527					INAT444	11/6/2011	3.7900	0.1444
TAX EXEMPT SECURITIES TRUST INSURED NATIONAL 444	11-3819611	87676K527					INAT444	12/6/2011	3.8000	0.1448
INSURED INCOME TRUST, SERIES 145	20-5716048	92116B780	92116B798				VIIT145	1/10/2011	4.4100	0.0463
INSURED INCOME TRUST, SERIES 145	20-5716048	92116B780	92116B798				VIIT145	2/10/2011	4.4200	0.0464
INSURED INCOME TRUST, SERIES 145	20-5716048	92116B780	92116B798				VIIT145	3/10/2011	4.4200	0.0464
INSURED INCOME TRUST, SERIES 145	20-5716048	92116B780	92116B798				VIIT145	4/10/2011	4.4400	0.0466
INSURED INCOME TRUST, SERIES 145	20-5716048	92116B780	92116B798				VIIT145	5/10/2011	4.4400	0.0466
INSURED INCOME TRUST, SERIES 145	20-5716048	92116B780	92116B798				VIIT145	6/10/2011	4.4000	0.0462
INSURED INCOME TRUST, SERIES 145	20-5716048	92116B780	92116B798				VIIT145	6/10/2011	26.6300	0.2796
INSURED INCOME TRUST, SERIES 145	20-5716048	92116B780	92116B798				VIIT145	7/10/2011	4.3900	0.0461
INSURED INCOME TRUST, SERIES 145	20-5716048	92116B780	92116B798				VIIT145	8/10/2011	4.4000	0.0462
INSURED INCOME TRUST, SERIES 145	20-5716048	92116B780	92116B798				VIIT145	9/10/2011	4.4300	0.0465
INSURED INCOME TRUST, SERIES 145	20-5716048	92116B780	92116B798				VIIT145	10/10/2011	4.4500	0.0467
INSURED INCOME TRUST, SERIES 145	20-5716048	92116B780	92116B798				VIIT145	11/10/2011	4.4900	0.0471
INSURED INCOME TRUST, SERIES 145	20-5716048	92116B780	92116B798				VIIT145	12/10/2011	4.4900	0.0471
INSURED INCOME TRUST, SERIES 145	20-5716048	92116B780	92116B798				VIIT145	12/10/2011	26.7900	0.2813
INSURED INCOME TRUST, SERIES 151	11-3808348	92116B822	92116B830				VIIT151	12/19/2011	1.6500	0.0340
INSURED INCOME TRUST SERIES 152	11-3808370	92116B848	92116B855				VIIT152	12/19/2011	1.6200	0.0096
INSURED INCOME TRUST, SERIES 153	11-3815438	92116B863	92116B871				VIIT153	12/19/2011	0.5300	0.3267
INVESTMENT GRADE MUNICIPAL TRUST SERIES 63	20-5472127	92116D562	92116D570				IGMT63	1/10/2011	3.6100	0.0939
INVESTMENT GRADE MUNICIPAL TRUST SERIES 63	20-5472127	92116D562	92116D570				IGMT63	2/10/2011	3.6100	0.0939
INVESTMENT GRADE MUNICIPAL TRUST SERIES 63	20-5472127	92116D562	92116D570				IGMT63	3/10/2011	3.6000	0.0936
INVESTMENT GRADE MUNICIPAL TRUST SERIES 63	20-5472127	92116D562	92116D570				IGMT63	4/10/2011	3.6200	0.0941
INVESTMENT GRADE MUNICIPAL TRUST SERIES 63	20-5472127	92116D562	92116D570				IGMT63	5/10/2011	3.6000	0.0936
INVESTMENT GRADE MUNICIPAL TRUST SERIES 63	20-5472127	92116D562	92116D570				IGMT63	6/10/2011	3.6100	0.0939
INVESTMENT GRADE MUNICIPAL TRUST SERIES 63	20-5472127	92116D562	92116D570				IGMT63	6/10/2011	21.8400	0.5678
INVESTMENT GRADE MUNICIPAL TRUST SERIES 63	20-5472127	92116D562	92116D570				IGMT63	7/10/2011	3.5800	0.0931
INVESTMENT GRADE MUNICIPAL TRUST SERIES 63	20-5472127	92116D562	92116D570				IGMT63	8/10/2011	3.5900	0.0933
INVESTMENT GRADE MUNICIPAL TRUST SERIES 63	20-5472127	92116D562	92116D570				IGMT63	9/10/2011	3.5900	0.0933
INVESTMENT GRADE MUNICIPAL TRUST SERIES 63	20-5472127	92116D562	92116D570				IGMT63	10/10/2011	3.6000	0.0936
INVESTMENT GRADE MUNICIPAL TRUST SERIES 63	20-5472127	92116D562	92116D570				IGMT63	11/10/2011	3.6100	0.0939
INVESTMENT GRADE MUNICIPAL TRUST SERIES 63	20-5472127	92116D562	92116D570				IGMT63	12/10/2011	3.6100	0.0939
INVESTMENT GRADE MUNICIPAL TRUST SERIES 63	20-5472127	92116D562	92116D570				IGMT63	12/10/2011	21.7800	0.5663
INVESTMENT GRADE MUNI TRUST SERIES 64	11-3792966	92116D588	92116D596				IGMT64	1/10/2011	3.5300	0.0978
INVESTMENT GRADE MUNI TRUST SERIES 64	11-3792966	92116D588	92116D596				IGMT64	2/10/2011	3.5300	0.0978
INVESTMENT GRADE MUNI TRUST SERIES 64	11-3792966	92116D588	92116D596				IGMT64	3/10/2011	3.5300	0.0978
INVESTMENT GRADE MUNI TRUST SERIES 64	11-3792966	92116D588	92116D596				IGMT64	4/10/2011	3.5200	0.0975
INVESTMENT GRADE MUNI TRUST SERIES 64	11-3792966	92116D588	92116D596				IGMT64	5/10/2011	3.5100	0.0972
INVESTMENT GRADE MUNI TRUST SERIES 64	11-3792966	92116D588	92116D596				IGMT64	6/10/2011	3.5000	0.0970
INVESTMENT GRADE MUNI TRUST SERIES 64	11-3792966	92116D588	92116D596				IGMT64	6/10/2011	21.2900	0.5897
INVESTMENT GRADE MUNI TRUST SERIES 64	11-3792966	92116D588	92116D596				IGMT64	7/10/2011	3.4500	0.0956
INVESTMENT GRADE MUNI TRUST SERIES 64	11-3792966	92116D588	92116D596				IGMT64	8/10/2011	3.4600	0.0958
INVESTMENT GRADE MUNI TRUST SERIES 64	11-3792966	92116D588	92116D596				IGMT64	9/10/2011	3.4600	0.0958
INVESTMENT GRADE MUNI TRUST SERIES 64	11-3792966	92116D588	92116D596				IGMT64	10/10/2011	3.4600	0.0958
INVESTMENT GRADE MUNI TRUST SERIES 64	11-3792966	92116D588	92116D596				IGMT64	11/10/2011	3.4500	0.0956

INVESTMENT GRADE MUNICIPAL TRUST, SERIES 75	11-3839385	92116D802	92116D810				IGMT75	6/10/2011	23.0700	0.3461
INVESTMENT GRADE MUNICIPAL TRUST, SERIES 75	11-3839385	92116D802	92116D810				IGMT75	7/10/2011	3.7900	0.0569
INVESTMENT GRADE MUNICIPAL TRUST, SERIES 75	11-3839385	92116D802	92116D810				IGMT75	8/10/2011	3.8000	0.0570
INVESTMENT GRADE MUNICIPAL TRUST, SERIES 75	11-3839385	92116D802	92116D810				IGMT75	9/10/2011	3.8100	0.0572
INVESTMENT GRADE MUNICIPAL TRUST, SERIES 75	11-3839385	92116D802	92116D810				IGMT75	10/10/2011	3.8200	0.0573
INVESTMENT GRADE MUNICIPAL TRUST, SERIES 75	11-3839385	92116D802	92116D810				IGMT75	11/10/2011	3.8100	0.0572
INVESTMENT GRADE MUNICIPAL TRUST, SERIES 75	11-3839385	92116D802	92116D810				IGMT75	12/10/2011	3.8100	0.0572
INVESTMENT GRADE MUNICIPAL TRUST, SERIES 75	11-3839385	92116D802	92116D810				IGMT75	12/10/2011	23.0300	0.3455
INVESTMENT GRADE MUNICIPAL TRUST, SERIES 76	11-3839420	92116D828	92116D836				IGMT76	1/10/2011	3.8600	0.0494
INVESTMENT GRADE MUNICIPAL TRUST, SERIES 76	11-3839420	92116D828	92116D836				IGMT76	2/10/2011	3.8600	0.0494
INVESTMENT GRADE MUNICIPAL TRUST, SERIES 76	11-3839420	92116D828	92116D836				IGMT76	3/10/2011	3.8600	0.0494
INVESTMENT GRADE MUNICIPAL TRUST, SERIES 76	11-3839420	92116D828	92116D836				IGMT76	4/10/2011	3.9100	0.0500
INVESTMENT GRADE MUNICIPAL TRUST, SERIES 76	11-3839420	92116D828	92116D836				IGMT76	5/10/2011	3.8600	0.0494
INVESTMENT GRADE MUNICIPAL TRUST, SERIES 76	11-3839420	92116D828	92116D836				IGMT76	6/10/2011	3.8600	0.0494
INVESTMENT GRADE MUNICIPAL TRUST, SERIES 76	11-3839420	92116D828	92116D836				IGMT76	6/10/2011	23.4000	0.2995
INVESTMENT GRADE MUNICIPAL TRUST, SERIES 76	11-3839420	92116D828	92116D836				IGMT76	7/10/2011	3.8800	0.0497
INVESTMENT GRADE MUNICIPAL TRUST, SERIES 76	11-3839420	92116D828	92116D836				IGMT76	8/10/2011	3.8800	0.0497
INVESTMENT GRADE MUNICIPAL TRUST, SERIES 76	11-3839420	92116D828	92116D836				IGMT76	9/10/2011	3.8800	0.0497
INVESTMENT GRADE MUNICIPAL TRUST, SERIES 76	11-3839420	92116D828	92116D836				IGMT76	10/10/2011	3.8700	0.0495
INVESTMENT GRADE MUNICIPAL TRUST, SERIES 76	11-3839420	92116D828	92116D836				IGMT76	11/10/2011	3.8600	0.0494
INVESTMENT GRADE MUNICIPAL TRUST, SERIES 76	11-3839420	92116D828	92116D836				IGMT76	12/10/2011	3.8600	0.0494
INVESTMENT GRADE MUNICIPAL TRUST, SERIES 76	11-3839420	92116D828	92116D836				IGMT76	12/10/2011	23.4100	0.2996
INSURED INCOME TRUST SERIES 148	20-8436331	92116E305	92116E404				VIIT148	12/19/2011	3.8000	0.0103
INSURED INCOME TRUST SERIES 149	11-3804667	92116E503	92116E602				VIIT149	12/19/2011	0.2300	0.1155
INSURED INCOME TRUST SERIES 164	11-3834015	92116E651	92116E669				VIIT164	1/10/2011	4.3500	0.0492
INSURED INCOME TRUST SERIES 164	11-3834015	92116E651	92116E669				VIIT164	2/10/2011	4.3800	0.0495
INSURED INCOME TRUST SERIES 164	11-3834015	92116E651	92116E669				VIIT164	3/10/2011	4.3800	0.0495
INSURED INCOME TRUST SERIES 164	11-3834015	92116E651	92116E669				VIIT164	4/10/2011	4.3700	0.0494
INSURED INCOME TRUST SERIES 164	11-3834015	92116E651	92116E669				VIIT164	5/10/2011	4.3400	0.0490
INSURED INCOME TRUST SERIES 164	11-3834015	92116E651	92116E669				VIIT164	6/10/2011	4.3600	0.0493
INSURED INCOME TRUST SERIES 164	11-3834015	92116E651	92116E669				VIIT164	6/10/2011	26.3600	0.2979
INSURED INCOME TRUST SERIES 164	11-3834015	92116E651	92116E669				VIIT164	7/10/2011	4.3400	0.0490
INSURED INCOME TRUST SERIES 164	11-3834015	92116E651	92116E669				VIIT164	8/10/2011	4.3500	0.0492
INSURED INCOME TRUST SERIES 164	11-3834015	92116E651	92116E669				VIIT164	9/10/2011	4.3600	0.0493
INSURED INCOME TRUST SERIES 164	11-3834015	92116E651	92116E669				VIIT164	10/10/2011	4.3800	0.0495
INSURED INCOME TRUST SERIES 164	11-3834015	92116E651	92116E669				VIIT164	11/10/2011	4.4000	0.0497
INSURED INCOME TRUST SERIES 164	11-3834015	92116E651	92116E669				VIIT164	12/10/2011	4.4000	0.0497
INSURED INCOME TRUST SERIES 164	11-3834015	92116E651	92116E669				VIIT164	12/10/2011	26.4200	0.2985
INSURED INCOME TRUST SERIES 162	11-3829159	92116E693	92116E719				VIIT162	12/19/2011	0.4900	0.0282
INSURED INCOME TRUST SER 150	11-3808333	92116E701	92116E800				VIIT150	12/19/2011	0.2800	0.0262
INSURED INCOME TRUST SERIES 161	11-3829153	92116E727	92116E735				VIIT161	5/10/2011	14.8900	13.6973
INSURED INCOME TRUST SERIES 159	11-3824298	92116E768	92116E776				VIIT159	5/10/2011	22.9000	21.8787
INSURED INCOME TRUST, SERIES 158	11-3824263	92116E784	92116E792				VIIT158	12/19/2011	2.0500	0.3052
INSURED INCOME TRUST SER 157	11-3824251	92116E818	92116E826				VIIT157	5/10/2011	18.2700	16.0374
INSURED INCOME TRUST SERIES 156	11-3819610	92116E834	92116E842				VIIT156	5/10/2011	55.3400	52.7003
INSURED INCOME TRUST SERIES 155	11-3819571	92116E859	92116E867				VIIT155	5/10/2011	34.5000	33.4029
INSURED INCOME TRUST SERIES 155	11-3819571	92116E859	92116E867				VIIT155	12/10/2011	43.6300	42.2426
INSURED INCOME TRUST, SERIES 154	11-3818745	92116E875	92116E883				VIIT154	5/10/2011	28.6500	27.1745
CENTRAL EQUITY TRUST DIVERSIFIED INC SERIES 28 VEOT 694	11-3818757	92116F187					CETD28	3/10/2011	0.0466	0.0001
CENTRAL EQUITY TRUST DIVERSIFIED INC SERIES 28 VEOT 694	11-3818757	92116F187					CETD28	6/10/2011	0.0601	0.0001
CENTRAL EQUITY TRUST DIVERSIFIED INC SERIES 28 VEOT 694	11-3818757	92116F187					CETD28	9/10/2011	0.0467	0.0001
CENTRAL EQUITY TRUST DIVERSIFIED INC SERIES 28 VEOT 694	11-3818757	92116F187					CETD28	12/10/2011	0.0515	0.0001
CENTRAL EQUITY TRUST DIVERSIFIED INC SERIES 28 VEOT 694	11-3818757	92116F187					CETD28	12/19/2011	0.0050	0.0000
CENTRAL EQUITY TRUST DIVERSIFIED INC SERIES 28 VEOT 694	11-3818757	92116F187					CETD28	12/19/2011	0.0100	0.0100
VKAC GREAT INT'L FIRMS PORT SRS 31 VEOT 698	11-3819549	92116F674	92116F682	92116F690	92116F708		GIFT31	6/10/2011	0.0805	0.0039
VKAC GREAT INT'L FIRMS PORT SRS 31 VEOT 698	11-3819549	92116F674	92116F682	92116F690	92116F708		GIFT31	12/10/2011	0.0585	0.0028
VKAC GREAT INT'L FIRMS PORT SRS 31 VEOT 698	11-3819549	92116F674	92116F682	92116F690	92116F708		GIFT31	12/19/2011	0.0067	0.0003

INVESTMENT GRADE MUNICIPAL TRUST SERIES 128	45-2741027	92116U341	92116U358					IGMT128	8/10/2011	2.0000	1.5696
INVESTMENT GRADE MUNICIPAL TRUST SERIES 128	45-2741027	92116U341	92116U358					IGMT128	9/10/2011	4.0000	3.1392
INVESTMENT GRADE MUNICIPAL TRUST SERIES 128	45-2741027	92116U341	92116U358					IGMT128	10/10/2011	4.0000	3.1392
INVESTMENT GRADE MUNICIPAL TRUST SERIES 128	45-2741027	92116U341	92116U358					IGMT128	11/10/2011	4.0100	3.1470
INVESTMENT GRADE MUNICIPAL TRUST SERIES 128	45-2741027	92116U341	92116U358					IGMT128	12/10/2011	4.0000	3.1392
INVESTMENT GRADE MUNICIPAL TRUST SERIES 129	45-2918479	92116U366	92116U374					IGMT129	9/10/2011	3.1600	2.5242
INVESTMENT GRADE MUNICIPAL TRUST SERIES 129	45-2918479	92116U366	92116U374					IGMT129	10/10/2011	3.9500	3.1553
INVESTMENT GRADE MUNICIPAL TRUST SERIES 129	45-2918479	92116U366	92116U374					IGMT129	11/10/2011	3.9500	3.1553
INVESTMENT GRADE MUNICIPAL TRUST SERIES 129	45-2918479	92116U366	92116U374					IGMT129	12/10/2011	3.9600	3.1632
INVESTMENT GRADE MUNICIPAL TRUST, SERIES 130	45-3020050	92116U382	92116U390					IGMT130	9/10/2011	1.9800	1.5115
INVESTMENT GRADE MUNICIPAL TRUST, SERIES 130	45-3020050	92116U382	92116U390					IGMT130	10/10/2011	3.9700	3.0307
INVESTMENT GRADE MUNICIPAL TRUST, SERIES 130	45-3020050	92116U382	92116U390					IGMT130	11/10/2011	3.9700	3.0307
INVESTMENT GRADE MUNICIPAL TRUST, SERIES 130	45-3020050	92116U382	92116U390					IGMT130	12/10/2011	3.9600	3.0231
INVESTMENT GRADE MUNICIPAL TRUST SERIES 131	45-3157821	92116U408	92116U416					IGMT131	10/10/2011	3.4700	3.1195
INVESTMENT GRADE MUNICIPAL TRUST SERIES 131	45-3157821	92116U408	92116U416					IGMT131	11/10/2011	3.8700	3.4791
INVESTMENT GRADE MUNICIPAL TRUST SERIES 131	45-3157821	92116U408	92116U416					IGMT131	12/10/2011	3.8600	3.4701
INVESTMENT GRADE MUNICIPAL TRUST SERIES 132	45-3217200	92116U424	92116U432					IGMT132	10/10/2011	2.4000	2.1271
INVESTMENT GRADE MUNICIPAL TRUST SERIES 132	45-3217200	92116U424	92116U432					IGMT132	11/10/2011	3.8100	3.3768
INVESTMENT GRADE MUNICIPAL TRUST SERIES 132	45-3217200	92116U424	92116U432					IGMT132	12/10/2011	3.8000	3.3679
INVESTMENT GRADE MUNICIPAL TRUST SERIES 133	45-3336126	92116U440	92116U457					IGMT133	11/10/2011	5.1800	5.1127
INVESTMENT GRADE MUNICIPAL TRUST SERIES 133	45-3336126	92116U440	92116U457					IGMT133	12/10/2011	3.7900	3.7407
INVESTMENT GRADE MUNICIPAL TRUST SERIES 134	45-3477016	92116U465	92116U473					IGMT134	11/10/2011	3.6400	3.4205
INVESTMENT GRADE MUNICIPAL TRUST SERIES 134	45-3477016	92116U465	92116U473					IGMT134	12/10/2011	3.7700	3.5427
INVESTMENT GRADE MUNICIPAL TRUST SERIES 135	45-3576196	92116U481	92116U499					IGMT135	11/10/2011	2.5600	2.3309
INVESTMENT GRADE MUNICIPAL TRUST SERIES 135	45-3576196	92116U481	92116U499					IGMT135	12/10/2011	3.8500	3.5054
INVESTMENT GRADE MUNICIPAL TRUST SERIES 136	45-3645712	92116U507	92116U515					IGMT136	12/10/2011	5.2800	5.1696
INVESTMENT GRADE MUNICIPAL TRUST SERIES 137	45-3690171	92116U523	92116U531					IGMT137	12/10/2011	4.0000	4.0000
INVESTMENT GRADE MUNICIPAL TRUST SERIES 138	45-3781868	92116U564	92116U572					IGMT138	12/10/2011	2.2800	2.2800
INVESTMENT GRADE MUNICIPAL TRUST SERIES 116	27-4551555	92116Y103	92116Y111					IGMT116	3/10/2011	6.1400	1.5154
INVESTMENT GRADE MUNICIPAL TRUST SERIES 116	27-4551555	92116Y103	92116Y111					IGMT116	4/10/2011	4.3800	1.0810
INVESTMENT GRADE MUNICIPAL TRUST SERIES 116	27-4551555	92116Y103	92116Y111					IGMT116	5/10/2011	4.3900	1.0835
INVESTMENT GRADE MUNICIPAL TRUST SERIES 116	27-4551555	92116Y103	92116Y111					IGMT116	6/10/2011	4.3900	1.0835
INVESTMENT GRADE MUNICIPAL TRUST SERIES 116	27-4551555	92116Y103	92116Y111					IGMT116	7/10/2011	4.3900	1.0835
INVESTMENT GRADE MUNICIPAL TRUST SERIES 116	27-4551555	92116Y103	92116Y111					IGMT116	8/10/2011	4.3800	1.0810
INVESTMENT GRADE MUNICIPAL TRUST SERIES 116	27-4551555	92116Y103	92116Y111					IGMT116	9/10/2011	4.3900	1.0835
INVESTMENT GRADE MUNICIPAL TRUST SERIES 116	27-4551555	92116Y103	92116Y111					IGMT116	10/10/2011	4.3900	1.0835
INVESTMENT GRADE MUNICIPAL TRUST SERIES 116	27-4551555	92116Y103	92116Y111					IGMT116	11/10/2011	4.3900	1.0835
INVESTMENT GRADE MUNICIPAL TRUST SERIES 116	27-4551555	92116Y103	92116Y111					IGMT116	12/10/2011	4.4000	1.0859
INVESTMENT GRADE MUNICIPAL TRUST SERIES 117	27-4717858	92116Y129	92116Y137					IGMT117	3/10/2011	4.2300	1.2533
INVESTMENT GRADE MUNICIPAL TRUST SERIES 117	27-4717858	92116Y129	92116Y137					IGMT117	4/10/2011	4.3700	1.2948
INVESTMENT GRADE MUNICIPAL TRUST SERIES 117	27-4717858	92116Y129	92116Y137					IGMT117	5/10/2011	4.3800	1.2978
INVESTMENT GRADE MUNICIPAL TRUST SERIES 117	27-4717858	92116Y129	92116Y137					IGMT117	6/10/2011	4.3800	1.2978
INVESTMENT GRADE MUNICIPAL TRUST SERIES 117	27-4717858	92116Y129	92116Y137					IGMT117	7/10/2011	4.3700	1.2948
INVESTMENT GRADE MUNICIPAL TRUST SERIES 117	27-4717858	92116Y129	92116Y137					IGMT117	8/10/2011	4.3800	1.2978
INVESTMENT GRADE MUNICIPAL TRUST SERIES 117	27-4717858	92116Y129	92116Y137					IGMT117	9/10/2011	4.3700	1.2948
INVESTMENT GRADE MUNICIPAL TRUST SERIES 117	27-4717858	92116Y129	92116Y137					IGMT117	10/10/2011	4.3800	1.2978
INVESTMENT GRADE MUNICIPAL TRUST SERIES 117	27-4717858	92116Y129	92116Y137					IGMT117	11/10/2011	4.3800	1.2978
INVESTMENT GRADE MUNICIPAL TRUST SERIES 117	27-4717858	92116Y129	92116Y137					IGMT117	12/10/2011	4.3800	1.2978
INVESTMENT GRADE MUNICIPAL TRUST SERIES 118	27-4982558	92116Y145	92116Y152					IGMT118	3/10/2011	2.1500	0.6373
INVESTMENT GRADE MUNICIPAL TRUST SERIES 118	27-4982558	92116Y145	92116Y152					IGMT118	4/10/2011	4.3100	1.2775
INVESTMENT GRADE MUNICIPAL TRUST SERIES 118	27-4982558	92116Y145	92116Y152					IGMT118	5/10/2011	4.3100	1.2775
INVESTMENT GRADE MUNICIPAL TRUST SERIES 118	27-4982558	92116Y145	92116Y152					IGMT118	6/10/2011	4.3200	1.2804
INVESTMENT GRADE MUNICIPAL TRUST SERIES 118	27-4982558	92116Y145	92116Y152					IGMT118	7/10/2011	4.3100	1.2775
INVESTMENT GRADE MUNICIPAL TRUST SERIES 118	27-4982558	92116Y145	92116Y152					IGMT118	8/10/2011	4.3100	1.2775
INVESTMENT GRADE MUNICIPAL TRUST SERIES 118	27-4982558	92116Y145	92116Y152					IGMT118	9/10/2011	4.3200	1.2804
INVESTMENT GRADE MUNICIPAL TRUST SERIES 118	27-4982558	92116Y145	92116Y152					IGMT118	10/10/2011	4.3200	1.2804
INVESTMENT GRADE MUNICIPAL TRUST SERIES 118	27-4982558	92116Y145	92116Y152					IGMT118	11/10/2011	4.3100	1.2775
INVESTMENT GRADE MUNICIPAL TRUST SERIES 118	27-4982558	92116Y145	92116Y152					IGMT118	12/10/2011	4.3100	1.2775

INVESTMENT GRADE MUNICIPAL TRUST SERIES 119	27-5341005	92116Y160	92116Y178					IGMT119	4/10/2011	3.5700	1.0689
INVESTMENT GRADE MUNICIPAL TRUST SERIES 119	27-5341005	92116Y160	92116Y178					IGMT119	5/10/2011	4.2800	1.2814
INVESTMENT GRADE MUNICIPAL TRUST SERIES 119	27-5341005	92116Y160	92116Y178					IGMT119	6/10/2011	4.2900	1.2844
INVESTMENT GRADE MUNICIPAL TRUST SERIES 119	27-5341005	92116Y160	92116Y178					IGMT119	7/10/2011	4.2800	1.2814
INVESTMENT GRADE MUNICIPAL TRUST SERIES 119	27-5341005	92116Y160	92116Y178					IGMT119	8/10/2011	4.2900	1.2844
INVESTMENT GRADE MUNICIPAL TRUST SERIES 119	27-5341005	92116Y160	92116Y178					IGMT119	9/10/2011	4.2800	1.2814
INVESTMENT GRADE MUNICIPAL TRUST SERIES 119	27-5341005	92116Y160	92116Y178					IGMT119	10/10/2011	4.2900	1.2844
INVESTMENT GRADE MUNICIPAL TRUST SERIES 119	27-5341005	92116Y160	92116Y178					IGMT119	11/10/2011	4.2900	1.2844
INVESTMENT GRADE MUNICIPAL TRUST SERIES 119	27-5341005	92116Y160	92116Y178					IGMT119	12/10/2011	4.2900	1.2844
INVESTMENT GRADE MUNICIPAL TRUST SERIES 120	45-0606505	92116Y186	92116Y194					IGMT120	4/10/2011	2.2900	0.8567
INVESTMENT GRADE MUNICIPAL TRUST SERIES 120	45-0606505	92116Y186	92116Y194					IGMT120	5/10/2011	4.3000	1.6086
INVESTMENT GRADE MUNICIPAL TRUST SERIES 120	45-0606505	92116Y186	92116Y194					IGMT120	6/10/2011	4.3000	1.6086
INVESTMENT GRADE MUNICIPAL TRUST SERIES 120	45-0606505	92116Y186	92116Y194					IGMT120	7/10/2011	4.3000	1.6086
INVESTMENT GRADE MUNICIPAL TRUST SERIES 120	45-0606505	92116Y186	92116Y194					IGMT120	8/10/2011	4.3100	1.6124
INVESTMENT GRADE MUNICIPAL TRUST SERIES 120	45-0606505	92116Y186	92116Y194					IGMT120	9/10/2011	4.3000	1.6086
INVESTMENT GRADE MUNICIPAL TRUST SERIES 120	45-0606505	92116Y186	92116Y194					IGMT120	10/10/2011	4.3000	1.6086
INVESTMENT GRADE MUNICIPAL TRUST SERIES 120	45-0606505	92116Y186	92116Y194					IGMT120	11/10/2011	4.3000	1.6086
INVESTMENT GRADE MUNICIPAL TRUST SERIES 120	45-0606505	92116Y186	92116Y194					IGMT120	12/10/2011	4.3100	1.6124
VK STRATEGIC CLOSED-END TRUST SER 7 (SENIOR LOAN & LIMITED DURATI VEOT 557	20-4303810	92117N429	92117N437	92117N445	92117N452			LOAN7	1/10/2011	0.0708	0.0708
VK STRATEGIC CLOSED-END TRUST SER 7 (SENIOR LOAN & LIMITED DURATI VEOT 557	20-4303810	92117N429	92117N437	92117N445	92117N452			LOAN7	2/10/2011	0.0300	0.0300
VK STRATEGIC CLOSED-END TRUST SER 7 (SENIOR LOAN & LIMITED DURATI VEOT 557	20-4303810	92117N429	92117N437	92117N445	92117N452			LOAN7	3/10/2011	0.0412	0.0412
VK STRATEGIC CLOSED-END TRUST SER 7 (SENIOR LOAN & LIMITED DURATI VEOT 557	20-4303810	92117N429	92117N437	92117N445	92117N452			LOAN7	4/10/2011	0.0392	0.0392
VK MORGAN STANLEY MULTI NATL 50 SER 20 VEOT 564	20-4407107	92117Q216	92117Q224	92117Q232	92117Q240			NFTY20	6/10/2011	0.0607	0.0607
VAN KAMPEN PREFERRED SECURITIES 8 VEOT 618	20-5542113	92117R875						VKPF08	1/10/2011	0.1112	0.0418
VAN KAMPEN PREFERRED SECURITIES 8 VEOT 618	20-5542113	92117R875						VKPF08	2/10/2011	0.1112	0.0418
VAN KAMPEN PREFERRED SECURITIES 8 VEOT 618	20-5542113	92117R875						VKPF08	3/10/2011	0.1112	0.0418
VAN KAMPEN PREFERRED SECURITIES 8 VEOT 618	20-5542113	92117R875						VKPF08	4/10/2011	0.1109	0.0417
VAN KAMPEN PREFERRED SECURITIES 8 VEOT 618	20-5542113	92117R875						VKPF08	5/10/2011	0.1041	0.0392
VAN KAMPEN PREFERRED SECURITIES 8 VEOT 618	20-5542113	92117R875						VKPF08	5/10/2011	0.8521	0.8521
VAN KAMPEN PREFERRED SECURITIES 8 VEOT 618	20-5542113	92117R875						VKPF08	6/10/2011	0.1041	0.0392
VAN KAMPEN PREFERRED SECURITIES 8 VEOT 618	20-5542113	92117R875						VKPF08	6/10/2011	0.5210	0.5210
VAN KAMPEN PREFERRED SECURITIES 8 VEOT 618	20-5542113	92117R875						VKPF08	7/10/2011	0.0938	0.0353
VAN KAMPEN PREFERRED SECURITIES 8 VEOT 618	20-5542113	92117R875						VKPF08	7/10/2011	0.6509	0.6509
VAN KAMPEN PREFERRED SECURITIES 8 VEOT 618	20-5542113	92117R875						VKPF08	8/10/2011	0.0938	0.0353
VAN KAMPEN PREFERRED SECURITIES 8 VEOT 618	20-5542113	92117R875						VKPF08	8/10/2011	1.9310	1.9310
C&S GLOBAL REAL ESTATE PORT 2006-3 VEOT 594	20-5139786	92117T228	92117T236	92117T244	92117T251			CSGR63	2/10/2011	0.0279	0.0266
C&S GLOBAL REAL ESTATE PORT 2006-3 VEOT 594	20-5139786	92117T228	92117T236	92117T244	92117T251			CSGR63	4/10/2011	0.0462	0.0462
C&S GLOBAL REAL ESTATE PORT 2006-3 VEOT 594	20-5139786	92117T228	92117T236	92117T244	92117T251			CSGR63	5/10/2011	0.0181	0.0173
C&S GLOBAL REAL ESTATE PORT 2006-3 VEOT 594	20-5139786	92117T228	92117T236	92117T244	92117T251			CSGR63	6/10/2011	0.1732	0.1732
C&S GLOBAL REAL ESTATE PORT 2006-3 VEOT 594	20-5139786	92117T228	92117T236	92117T244	92117T251			CSGR63	8/10/2011	0.0571	0.0544
VAN KAMPEN PREFERRED SECURITIES 7 VEOT 599	20-5298411	92117T749						VKPF07	1/10/2011	0.1062	0.0639
VAN KAMPEN PREFERRED SECURITIES 7 VEOT 599	20-5298411	92117T749						VKPF07	2/10/2011	0.1062	0.0639
VAN KAMPEN PREFERRED SECURITIES 7 VEOT 599	20-5298411	92117T749						VKPF07	3/10/2011	0.1062	0.0639
VAN KAMPEN PREFERRED SECURITIES 7 VEOT 599	20-5298411	92117T749						VKPF07	4/10/2011	0.1060	0.0637
VAN KAMPEN PREFERRED SECURITIES 7 VEOT 599	20-5298411	92117T749						VKPF07	5/10/2011	0.0980	0.0589
VAN KAMPEN PREFERRED SECURITIES 7 VEOT 599	20-5298411	92117T749						VKPF07	5/10/2011	0.9988	0.9988
VAN KAMPEN PREFERRED SECURITIES 7 VEOT 599	20-5298411	92117T749						VKPF07	6/10/2011	0.0980	0.0589
VAN KAMPEN PREFERRED SECURITIES 7 VEOT 599	20-5298411	92117T749						VKPF07	6/10/2011	1.0980	1.0980
VAN KAMPEN PREFERRED SECURITIES 7 VEOT 599	20-5298411	92117T749						VKPF07	7/10/2011	0.0827	0.0497
VAN KAMPEN PREFERRED SECURITIES 7 VEOT 599	20-5298411	92117T749						VKPF07	7/10/2011	0.4764	0.4764
SENIOR LOAN & LTD DURATION SR 10 VEOT 614	20-5559392	92117U100	92117U118	92117U126	92117U134			LOAN10	1/10/2011	0.0594	0.0060
SENIOR LOAN & LTD DURATION SR 10 VEOT 614	20-5559392	92117U100	92117U118	92117U126	92117U134			LOAN10	2/10/2011	0.0333	0.0034
SENIOR LOAN & LTD DURATION SR 10 VEOT 614	20-5559392	92117U100	92117U118	92117U126	92117U134			LOAN10	3/10/2011	0.0420	0.0042
SENIOR LOAN & LTD DURATION SR 10 VEOT 614	20-5559392	92117U100	92117U118	92117U126	92117U134			LOAN10	4/10/2011	0.0409	0.0041
SENIOR LOAN & LTD DURATION SR 10 VEOT 614	20-5559392	92117U100	92117U118	92117U126	92117U134			LOAN10	5/10/2011	0.0398	0.0040
SENIOR LOAN & LTD DURATION SR 10 VEOT 614	20-5559392	92117U100	92117U118	92117U126	92117U134			LOAN10	6/10/2011	0.0410	0.0041
SENIOR LOAN & LTD DURATION SR 10 VEOT 614	20-5559392	92117U100	92117U118	92117U126	92117U134			LOAN10	7/10/2011	0.0407	0.0041
SENIOR LOAN & LTD DURATION SR 10 VEOT 614	20-5559392	92117U100	92117U118	92117U126	92117U134			LOAN10	8/10/2011	0.0400	0.0041
SENIOR LOAN & LTD DURATION SR 10 VEOT 614	20-5559392	92117U100	92117U118	92117U126	92117U134			LOAN10	9/10/2011	0.0403	0.0041
SENIOR LOAN & LTD DURATION SR 10 VEOT 614	20-5559392	92117U100	92117U118	92117U126	92117U134			LOAN10	10/10/2011	0.0412	0.0042
SENIOR LOAN & LTD DURATION SR 10 VEOT 614	20-5559392	92117U100	92117U118	92117U126	92117U134			LOAN10	11/10/2011	0.0419	0.0042
SENIOR LOAN & LTD DURATION SR 10 VEOT 614	20-5559392	92117U100	92117U118	92117U126	92117U134			LOAN10	12/10/2011	0.0426	0.0043
COHEN & STEERS MASTER INC PORT SERIES 9 VEOT 614	20-5559449	92117U142	92117U159	92117U167	92117U175			MSTR9	1/10/2011	0.0498	0.0104

VK PREFERRED SECURITIES PORTFOLIO SERIES 11 VEOT 645	11-3797678	92117U886					VKPF11	9/10/2011	0.5085	0.5085
VK PREFERRED SECURITIES PORTFOLIO SERIES 11 VEOT 645	11-3797678	92117U886					VKPF11	10/10/2011	0.0963	0.0044
VK PREFERRED SECURITIES PORTFOLIO SERIES 11 VEOT 645	11-3797678	92117U886					VKPF11	11/10/2011	0.0963	0.0044
VK PREFERRED SECURITIES PORTFOLIO SERIES 11 VEOT 645	11-3797678	92117U886					VKPF11	12/10/2011	0.0963	0.0044
VK PREFERRED SECURITIES PORTFOLIO SERIES 11 VEOT 645	11-3797678	92117U886					VKPF11	12/10/2011	0.3904	0.3904
SELECT GROWTH TRUST, OCT 2006 SER VEOT 613	20-5558442	92117V710					VSGT1006	3/10/2011	0.0436	0.0000
SELECT GROWTH TRUST, OCT 2006 SER VEOT 613	20-5558442	92117V710					VSGT1006	6/10/2011	0.0522	0.0000
SELECT GROWTH TRUST, OCT 2006 SER VEOT 613	20-5558442	92117V710					VSGT1006	9/10/2011	0.0465	0.0000
SELECT GROWTH TRUST, OCT 2006 SER VEOT 613	20-5558442	92117V710					VSGT1006	12/10/2011	0.0522	0.0000
C & S GLOBAL REAL ESTATE PORT 2006-4 VEOT 616	20-5681874	92117V769	92117V777	92117V785	92117V793		CSGR64	2/10/2011	0.0278	0.0113
C & S GLOBAL REAL ESTATE PORT 2006-4 VEOT 616	20-5681874	92117V769	92117V777	92117V785	92117V793		CSGR64	4/10/2011	0.0736	0.0736
C & S GLOBAL REAL ESTATE PORT 2006-4 VEOT 616	20-5681874	92117V769	92117V777	92117V785	92117V793		CSGR64	5/10/2011	0.0286	0.0116
C & S GLOBAL REAL ESTATE PORT 2006-4 VEOT 616	20-5681874	92117V769	92117V777	92117V785	92117V793		CSGR64	6/10/2011	0.1727	0.1727
C & S GLOBAL REAL ESTATE PORT 2006-4 VEOT 616	20-5681874	92117V769	92117V777	92117V785	92117V793		CSGR64	8/10/2011	0.0786	0.0320
C & S GLOBAL REAL ESTATE PORT 2006-4 VEOT 616	20-5681874	92117V769	92117V777	92117V785	92117V793		CSGR64	11/10/2011	0.0474	0.0193
PREFERRED SECURITIES PORT SERIES 13 VEOT 619	20-5559332	92117V801	92117V819	92117V827	92117V835		PRFD13	1/10/2011	0.0432	0.0040
PREFERRED SECURITIES PORT SERIES 13 VEOT 619	20-5559332	92117V801	92117V819	92117V827	92117V835		PRFD13	2/10/2011	0.0432	0.0040
PREFERRED SECURITIES PORT SERIES 13 VEOT 619	20-5559332	92117V801	92117V819	92117V827	92117V835		PRFD13	3/10/2011	0.0432	0.0040
PREFERRED SECURITIES PORT SERIES 13 VEOT 619	20-5559332	92117V801	92117V819	92117V827	92117V835		PRFD13	4/10/2011	0.0432	0.0040
PREFERRED SECURITIES PORT SERIES 13 VEOT 619	20-5559332	92117V801	92117V819	92117V827	92117V835		PRFD13	5/10/2011	0.0405	0.0037
PREFERRED SECURITIES PORT SERIES 13 VEOT 619	20-5559332	92117V801	92117V819	92117V827	92117V835		PRFD13	5/10/2011	0.3361	0.3361
PREFERRED SECURITIES PORT SERIES 13 VEOT 619	20-5559332	92117V801	92117V819	92117V827	92117V835		PRFD13	6/10/2011	0.0405	0.0037
PREFERRED SECURITIES PORT SERIES 13 VEOT 619	20-5559332	92117V801	92117V819	92117V827	92117V835		PRFD13	6/10/2011	0.2133	0.2133
PREFERRED SECURITIES PORT SERIES 13 VEOT 619	20-5559332	92117V801	92117V819	92117V827	92117V835		PRFD13	7/10/2011	0.0370	0.0034
PREFERRED SECURITIES PORT SERIES 13 VEOT 619	20-5559332	92117V801	92117V819	92117V827	92117V835		PRFD13	7/10/2011	0.2056	0.2056
PREFERRED SECURITIES PORT SERIES 13 VEOT 619	20-5559332	92117V801	92117V819	92117V827	92117V835		PRFD13	8/10/2011	0.0370	0.0034
PREFERRED SECURITIES PORT SERIES 13 VEOT 619	20-5559332	92117V801	92117V819	92117V827	92117V835		PRFD13	8/10/2011	0.6733	0.6733
PREFERRED SECURITIES PORT SERIES 13 VEOT 619	20-5559332	92117V801	92117V819	92117V827	92117V835		PRFD13	9/10/2011	0.0370	0.0034
PREFERRED SECURITIES PORT SERIES 13 VEOT 619	20-5559332	92117V801	92117V819	92117V827	92117V835		PRFD13	9/10/2011	0.3299	0.3299
PREFERRED SECURITIES PORT SERIES 13 VEOT 619	20-5559332	92117V801	92117V819	92117V827	92117V835		PRFD13	10/10/2011	0.0319	0.0029
PREFERRED SECURITIES PORT SERIES 13 VEOT 619	20-5559332	92117V801	92117V819	92117V827	92117V835		PRFD13	11/10/2011	0.0319	0.0029
PREFERRED SECURITIES PORT SERIES 13 VEOT 619	20-5559332	92117V801	92117V819	92117V827	92117V835		PRFD13	12/10/2011	0.0319	0.0029
PREFERRED SECURITIES PORT SERIES 13 VEOT 619	20-5559332	92117V801	92117V819	92117V827	92117V835		PRFD13	12/10/2011	0.6583	0.6583
C&S MASTER EQUITY & INC PORT SRS 3 VEOT 614	20-5559531	92117V843	92117V850	92117V868	92117V876		MSEI3	1/10/2011	0.0403	0.0154
C&S MASTER EQUITY & INC PORT SRS 3 VEOT 614	20-5559531	92117V843	92117V850	92117V868	92117V876		MSEI3	2/10/2011	0.0367	0.0140
C&S MASTER EQUITY & INC PORT SRS 3 VEOT 614	20-5559531	92117V843	92117V850	92117V868	92117V876		MSEI3	3/10/2011	0.0367	0.0140
C&S MASTER EQUITY & INC PORT SRS 3 VEOT 614	20-5559531	92117V843	92117V850	92117V868	92117V876		MSEI3	4/10/2011	0.0368	0.0140
C&S MASTER EQUITY & INC PORT SRS 3 VEOT 614	20-5559531	92117V843	92117V850	92117V868	92117V876		MSEI3	5/10/2011	0.0368	0.0140
C&S MASTER EQUITY & INC PORT SRS 3 VEOT 614	20-5559531	92117V843	92117V850	92117V868	92117V876		MSEI3	6/10/2011	0.0368	0.0140
C&S MASTER EQUITY & INC PORT SRS 3 VEOT 614	20-5559531	92117V843	92117V850	92117V868	92117V876		MSEI3	7/10/2011	0.0368	0.0140
C&S MASTER EQUITY & INC PORT SRS 3 VEOT 614	20-5559531	92117V843	92117V850	92117V868	92117V876		MSEI3	8/10/2011	0.0368	0.0140
C&S MASTER EQUITY & INC PORT SRS 3 VEOT 614	20-5559531	92117V843	92117V850	92117V868	92117V876		MSEI3	9/10/2011	0.0368	0.0140
C&S MASTER EQUITY & INC PORT SRS 3 VEOT 614	20-5559531	92117V843	92117V850	92117V868	92117V876		MSEI3	10/10/2011	0.0368	0.0140
C&S MASTER EQUITY & INC PORT SRS 3 VEOT 614	20-5559531	92117V843	92117V850	92117V868	92117V876		MSEI3	11/10/2011	0.0368	0.0140
C&S MASTER EQUITY & INC PORT SRS 3 VEOT 614	20-5559531	92117V843	92117V850	92117V868	92117V876		MSEI3	12/10/2011	0.0368	0.0140
VK GREAT INTERNATIONAL FIRMS SER 29 VEOT 606	20-5541826	92117X799	92117X807	92117X815	92117X823		GIFT29	12/19/2011	0.0285	0.0123
VK MORGAN STANLEY MULTI NATL 50 SERIES 21 VEOT 606	20-5541971	92117X831	92117X849	92117X856	92117X864		NFTY21	6/10/2011	0.0752	0.0070
VK MORGAN STANLEY MULTI NATL 50 SERIES 21 VEOT 606	20-5541971	92117X831	92117X849	92117X856	92117X864		NFTY21	12/10/2011	0.0699	0.0065
S&P DIV GROWTH OPPORTUNITIES SER 10 VEOT 708	11-3819579	92118A830					SPDG10	3/10/2011	0.0534	0.0019
S&P DIV GROWTH OPPORTUNITIES SER 10 VEOT 708	11-3819579	92118A830					SPDG10	6/10/2011	0.0451	0.0016
S&P DIV GROWTH OPPORTUNITIES SER 10 VEOT 708	11-3819579	92118A830					SPDG10	9/10/2011	0.0425	0.0015
S&P DIV GROWTH OPPORTUNITIES SER 10 VEOT 708	11-3819579	92118A830					SPDG10	12/10/2011	0.0452	0.0016
SELECT GROWTH TRUST, OCTOBER 2007 SERIES VEOT 709	11-3819580	92118A848					VSGT1007	3/10/2011	0.0463	0.0026
SELECT GROWTH TRUST, OCTOBER 2007 SERIES VEOT 709	11-3819580	92118A848					VSGT1007	6/10/2011	0.0419	0.0024
SELECT GROWTH TRUST, OCTOBER 2007 SERIES VEOT 709	11-3819580	92118A848					VSGT1007	9/10/2011	0.0368	0.0021
SELECT GROWTH TRUST, OCTOBER 2007 SERIES VEOT 709	11-3819580	92118A848					VSGT1007	12/10/2011	0.0405	0.0023
INTERMEDIATE CORPORATE INVESTMENT GRADE TRUST SERIES 45	27-0586688	92118B242	92118B259				VIGT45	1/10/2011	4.1000	0.0066
INTERMEDIATE CORPORATE INVESTMENT GRADE TRUST SERIES 45	27-0586688	92118B242	92118B259				VIGT45	2/10/2011	4.0700	0.0065
INTERMEDIATE CORPORATE INVESTMENT GRADE TRUST SERIES 45	27-0586688	92118B242	92118B259				VIGT45	3/10/2011	4.0800	0.0065
INTERMEDIATE CORPORATE INVESTMENT GRADE TRUST SERIES 45	27-0586688	92118B242	92118B259				VIGT45	4/10/2011	4.0600	0.0065
INTERMEDIATE CORPORATE INVESTMENT GRADE TRUST SERIES 45	27-0586688	92118B242	92118B259				VIGT45	5/10/2011	4.0800	0.0065
INTERMEDIATE CORPORATE INVESTMENT GRADE TRUST SERIES 45	27-0586688	92118B242	92118B259				VIGT45	6/10/2011	4.0600	0.0065
INTERMEDIATE CORPORATE INVESTMENT GRADE TRUST SERIES 45	27-0586688	92118B242	92118B259				VIGT45	7/10/2011	4.0500	0.0065

INTERMEDIATE CORPORATE INVESTMENT GRADE TRUST SERIES 58	27-3417219	92118B507	92118B515				VIGT58	9/10/2011	3.2500	1.0153
INTERMEDIATE CORPORATE INVESTMENT GRADE TRUST SERIES 58	27-3417219	92118B507	92118B515				VIGT58	10/10/2011	3.2600	1.0184
INTERMEDIATE CORPORATE INVESTMENT GRADE TRUST SERIES 58	27-3417219	92118B507	92118B515				VIGT58	11/10/2011	3.2800	1.0247
INTERMEDIATE CORPORATE INVESTMENT GRADE TRUST SERIES 58	27-3417219	92118B507	92118B515				VIGT58	12/10/2011	3.2700	1.0215
CENTRAL EQUITY TRUST DIVERSIFIED INC SERIES 26 (VEOT 650)	11-3804650	92118C265					CETD26	3/10/2011	0.0487	0.0003
CENTRAL EQUITY TRUST DIVERSIFIED INC SERIES 26 (VEOT 650)	11-3804650	92118C265					CETD26	6/10/2011	0.0548	0.0003
CENTRAL EQUITY TRUST DIVERSIFIED INC SERIES 26 (VEOT 650)	11-3804650	92118C265					CETD26	9/10/2011	0.0500	0.0003
CENTRAL EQUITY TRUST DIVERSIFIED INC SERIES 26 (VEOT 650)	11-3804650	92118C265					CETD26	12/10/2011	0.0541	0.0003
CENTRAL EQUITY TRUST DIVERSIFIED INC SERIES 26 (VEOT 650)	11-3804650	92118C265					CETD26	12/19/2011	0.0063	0.0000
CENTRAL EQUITY TRUST DIVERSIFIED INC SERIES 26 (VEOT 650)	11-3804650	92118C265					CETD26	12/19/2011	0.0100	0.0100
MORGAN STANLEY US MULTINATIONAL 50 SER 22 VEOT 654	11-3804649	92118C760	92118C778	92118C786	92118C794		NFTY22	6/10/2011	0.0822	0.0113
MORGAN STANLEY US MULTINATIONAL 50 SER 22 VEOT 654	11-3804649	92118C760	92118C778	92118C786	92118C794		NFTY22	12/10/2011	0.0778	0.0107
S&P DIV GROWTH OPPORTUNITIES SER 8 VEOT 661	11-3804682	92118D107					SPDG8	3/10/2011	0.0537	0.0015
S&P DIV GROWTH OPPORTUNITIES SER 8 VEOT 661	11-3804682	92118D107					SPDG8	6/10/2011	0.0472	0.0013
S&P DIV GROWTH OPPORTUNITIES SER 8 VEOT 661	11-3804682	92118D107					SPDG8	9/10/2011	0.0444	0.0012
S&P DIV GROWTH OPPORTUNITIES SER 8 VEOT 661	11-3804682	92118D107					SPDG8	12/10/2011	0.0467	0.0013
UTILITY INCOME PORTFOLIO SER 22 VEOT 668	11-3808342	92118D198	92118D214	92118D222	92118D230		UTIL22	1/10/2011	0.0241	0.0010
UTILITY INCOME PORTFOLIO SER 22 VEOT 668	11-3808342	92118D198	92118D214	92118D222	92118D230		UTIL22	2/10/2011	0.0241	0.0010
UTILITY INCOME PORTFOLIO SER 22 VEOT 668	11-3808342	92118D198	92118D214	92118D222	92118D230		UTIL22	3/10/2011	0.0241	0.0010
UTILITY INCOME PORTFOLIO SER 22 VEOT 668	11-3808342	92118D198	92118D214	92118D222	92118D230		UTIL22	4/10/2011	0.0245	0.0010
UTILITY INCOME PORTFOLIO SER 22 VEOT 668	11-3808342	92118D198	92118D214	92118D222	92118D230		UTIL22	5/10/2011	0.0245	0.0010
UTILITY INCOME PORTFOLIO SER 22 VEOT 668	11-3808342	92118D198	92118D214	92118D222	92118D230		UTIL22	6/10/2011	0.0245	0.0010
UTILITY INCOME PORTFOLIO SER 22 VEOT 668	11-3808342	92118D198	92118D214	92118D222	92118D230		UTIL22	7/10/2011	0.0241	0.0010
UTILITY INCOME PORTFOLIO SER 22 VEOT 668	11-3808342	92118D198	92118D214	92118D222	92118D230		UTIL22	8/10/2011	0.0241	0.0010
UTILITY INCOME PORTFOLIO SER 22 VEOT 668	11-3808342	92118D198	92118D214	92118D222	92118D230		UTIL22	9/10/2011	0.0241	0.0010
UTILITY INCOME PORTFOLIO SER 22 VEOT 668	11-3808342	92118D198	92118D214	92118D222	92118D230		UTIL22	10/10/2011	0.0240	0.0010
UTILITY INCOME PORTFOLIO SER 22 VEOT 668	11-3808342	92118D198	92118D214	92118D222	92118D230		UTIL22	11/10/2011	0.0240	0.0010
UTILITY INCOME PORTFOLIO SER 22 VEOT 668	11-3808342	92118D198	92118D214	92118D222	92118D230		UTIL22	12/10/2011	0.0240	0.0010
UTILITY INCOME PORTFOLIO SER 22 VEOT 668	11-3808342	92118D198	92118D214	92118D222	92118D230		UTIL22	12/31/2011	0.0100	0.0004
SELECT GROWTH TRUST, APR 2007 SER VEOT 662	11-3804683	92118D206					VSGT407	3/10/2011	0.0501	0.0026
SELECT GROWTH TRUST, APR 2007 SER VEOT 662	11-3804683	92118D206					VSGT407	6/10/2011	0.0466	0.0024
SELECT GROWTH TRUST, APR 2007 SER VEOT 662	11-3804683	92118D206					VSGT407	9/10/2011	0.0419	0.0022
SELECT GROWTH TRUST, APR 2007 SER VEOT 662	11-3804683	92118D206					VSGT407	12/10/2011	0.0458	0.0024
C&S MASTER EQUITY & INC PORT SRS5 VEOT 663	11-3804676	92118D305	92118D404	92118D503	92118D602		MSEI5	1/10/2011	0.0365	0.0164
C&S MASTER EQUITY & INC PORT SRS5 VEOT 663	11-3804676	92118D305	92118D404	92118D503	92118D602		MSEI5	2/10/2011	0.0310	0.0139
C&S MASTER EQUITY & INC PORT SRS5 VEOT 663	11-3804676	92118D305	92118D404	92118D503	92118D602		MSEI5	3/10/2011	0.0310	0.0139
C&S MASTER EQUITY & INC PORT SRS5 VEOT 663	11-3804676	92118D305	92118D404	92118D503	92118D602		MSEI5	4/10/2011	0.0317	0.0142
C&S MASTER EQUITY & INC PORT SRS5 VEOT 663	11-3804676	92118D305	92118D404	92118D503	92118D602		MSEI5	5/10/2011	0.0317	0.0142
C&S MASTER EQUITY & INC PORT SRS5 VEOT 663	11-3804676	92118D305	92118D404	92118D503	92118D602		MSEI5	6/10/2011	0.0317	0.0142
C&S MASTER EQUITY & INC PORT SRS5 VEOT 663	11-3804676	92118D305	92118D404	92118D503	92118D602		MSEI5	7/10/2011	0.0346	0.0155
C&S MASTER EQUITY & INC PORT SRS5 VEOT 663	11-3804676	92118D305	92118D404	92118D503	92118D602		MSEI5	8/10/2011	0.0346	0.0155
C&S MASTER EQUITY & INC PORT SRS5 VEOT 663	11-3804676	92118D305	92118D404	92118D503	92118D602		MSEI5	9/10/2011	0.0346	0.0155
C&S MASTER EQUITY & INC PORT SRS5 VEOT 663	11-3804676	92118D305	92118D404	92118D503	92118D602		MSEI5	10/10/2011	0.0345	0.0155
C&S MASTER EQUITY & INC PORT SRS5 VEOT 663	11-3804676	92118D305	92118D404	92118D503	92118D602		MSEI5	11/10/2011	0.0345	0.0155
C&S MASTER EQUITY & INC PORT SRS5 VEOT 663	11-3804676	92118D305	92118D404	92118D503	92118D602		MSEI5	12/10/2011	0.0345	0.0155
VK PREFERRED SECURITIES PORTFOLIO SERIES 13 VEOT 670	11-3808335	92118D511					VKPPFD13	1/10/2011	0.1157	0.0035
VK PREFERRED SECURITIES PORTFOLIO SERIES 13 VEOT 670	11-3808335	92118D511					VKPPFD13	2/10/2011	0.1157	0.0035
VK PREFERRED SECURITIES PORTFOLIO SERIES 13 VEOT 670	11-3808335	92118D511					VKPPFD13	3/10/2011	0.1157	0.0035
VK PREFERRED SECURITIES PORTFOLIO SERIES 13 VEOT 670	11-3808335	92118D511					VKPPFD13	4/10/2011	0.1156	0.0035
VK PREFERRED SECURITIES PORTFOLIO SERIES 13 VEOT 670	11-3808335	92118D511					VKPPFD13	5/10/2011	0.1116	0.0034
VK PREFERRED SECURITIES PORTFOLIO SERIES 13 VEOT 670	11-3808335	92118D511					VKPPFD13	5/10/2011	0.4987	0.4987
VK PREFERRED SECURITIES PORTFOLIO SERIES 13 VEOT 670	11-3808335	92118D511					VKPPFD13	6/10/2011	0.1116	0.0034
VK PREFERRED SECURITIES PORTFOLIO SERIES 13 VEOT 670	11-3808335	92118D511					VKPPFD13	7/10/2011	0.1094	0.0033
VK PREFERRED SECURITIES PORTFOLIO SERIES 13 VEOT 670	11-3808335	92118D511					VKPPFD13	8/10/2011	0.1094	0.0033
VK PREFERRED SECURITIES PORTFOLIO SERIES 13 VEOT 670	11-3808335	92118D511					VKPPFD13	8/10/2011	0.6317	0.6317
VK PREFERRED SECURITIES PORTFOLIO SERIES 13 VEOT 670	11-3808335	92118D511					VKPPFD13	9/10/2011	0.1094	0.0033
VK PREFERRED SECURITIES PORTFOLIO SERIES 13 VEOT 670	11-3808335	92118D511					VKPPFD13	9/10/2011	0.5043	0.5043
VK PREFERRED SECURITIES PORTFOLIO SERIES 13 VEOT 670	11-3808335	92118D511					VKPPFD13	10/10/2011	0.1050	0.0032
VK PREFERRED SECURITIES PORTFOLIO SERIES 13 VEOT 670	11-3808335	92118D511					VKPPFD13	11/10/2011	0.1050	0.0032
VK PREFERRED SECURITIES PORTFOLIO SERIES 13 VEOT 670	11-3808335	92118D511					VKPPFD13	12/10/2011	0.1050	0.0032
C & S GLOBAL REAL ESTATE PORT 2007-2 VEOT 665	11-3808327	92118D651	92118D669	92118D677	92118D685		CSGR72	4/10/2011	0.0172	0.0172
C & S GLOBAL REAL ESTATE PORT 2007-2 VEOT 665	11-3808327	92118D651	92118D669	92118D677	92118D685		CSGR72	5/10/2011	0.0212	0.0131
C & S GLOBAL REAL ESTATE PORT 2007-2 VEOT 665	11-3808327	92118D651	92118D669	92118D677	92118D685		CSGR72	8/10/2011	0.0349	0.0215
C & S GLOBAL REAL ESTATE PORT 2007-2 VEOT 665	11-3808327	92118D651	92118D669	92118D677	92118D685		CSGR72	11/10/2011	0.0206	0.0127

CLOSED-END STRATEGY COHEN & STEERS MASTER INC PORTF SERIES 23 VEOT 970	27-2139820	92119D247	92119D254	92119D262	92119D270		MSTR23	1/10/2011	0.1087	0.0087
CLOSED-END STRATEGY COHEN & STEERS MASTER INC PORTF SERIES 23 VEOT 970	27-2139820	92119D247	92119D254	92119D262	92119D270		MSTR23	2/10/2011	0.0487	0.0039
CLOSED-END STRATEGY COHEN & STEERS MASTER INC PORTF SERIES 23 VEOT 970	27-2139820	92119D247	92119D254	92119D262	92119D270		MSTR23	3/10/2011	0.0543	0.0044
CLOSED-END STRATEGY COHEN & STEERS MASTER INC PORTF SERIES 23 VEOT 970	27-2139820	92119D247	92119D254	92119D262	92119D270		MSTR23	4/10/2011	0.0931	0.0075
CLOSED-END STRATEGY COHEN & STEERS MASTER INC PORTF SERIES 23 VEOT 970	27-2139820	92119D247	92119D254	92119D262	92119D270		MSTR23	5/10/2011	0.0459	0.0037
CLOSED-END STRATEGY COHEN & STEERS MASTER INC PORTF SERIES 23 VEOT 970	27-2139820	92119D247	92119D254	92119D262	92119D270		MSTR23	6/10/2011	0.0540	0.0043
CLOSED-END STRATEGY COHEN & STEERS MASTER INC PORTF SERIES 23 VEOT 970	27-2139820	92119D247	92119D254	92119D262	92119D270		MSTR23	7/10/2011	0.0941	0.0076
CLOSED-END STRATEGY COHEN & STEERS MASTER INC PORTF SERIES 23 VEOT 970	27-2139820	92119D247	92119D254	92119D262	92119D270		MSTR23	8/10/2011	0.0463	0.0037
CLOSED-END STRATEGY COHEN & STEERS MASTER INC PORTF SERIES 23 VEOT 970	27-2139820	92119D247	92119D254	92119D262	92119D270		MSTR23	9/10/2011	0.0554	0.0044
CLOSED-END STRATEGY COHEN & STEERS MASTER INC PORTF SERIES 23 VEOT 970	27-2139820	92119D247	92119D254	92119D262	92119D270		MSTR23	10/10/2011	0.0933	0.0075
CLOSED-END STRATEGY COHEN & STEERS MASTER INC PORTF SERIES 23 VEOT 970	27-2139820	92119D247	92119D254	92119D262	92119D270		MSTR23	11/10/2011	0.0464	0.0037
CLOSED-END STRATEGY COHEN & STEERS MASTER INC PORTF SERIES 23 VEOT 970	27-2139820	92119D247	92119D254	92119D262	92119D270		MSTR23	12/10/2011	0.0575	0.0046
CLOSED-END STRATEGY COHEN & STEERS MASTER INC PORTF SERIES 23 VEOT 970	27-2139820	92119D247	92119D254	92119D262	92119D270		MSTR23	12/19/2011	0.0534	0.0043
CLOSED-END STRATEGY COHEN & STEERS MASTER INC PORTF SERIES 23 VEOT 970	27-2139820	92119D247	92119D254	92119D262	92119D270		MSTR23	12/31/2011	0.0582	0.0047
DIVERSIFIED HEALTHCARE PORTFOLIO SERIES 51 VEOT 977	27-2448091	92119D569	92119D577	92119D585	92119D593		HCRX51	6/10/2011	0.2714	0.0840
DIVERSIFIED HEALTHCARE PORTFOLIO SERIES 51 VEOT 977	27-2448091	92119D569	92119D577	92119D585	92119D593		HCRX51	12/10/2011	0.2593	0.0803
FINANCIAL INSTITUTIONS PORTFOLIO SERIES 46 VEOT 977	27-2447991	92119D601	92119D619	92119D627	92119D635		FITT46	3/10/2011	0.0333	0.0267
FINANCIAL INSTITUTIONS PORTFOLIO SERIES 46 VEOT 977	27-2447991	92119D601	92119D619	92119D627	92119D635		FITT46	6/10/2011	0.0236	0.0189
FINANCIAL INSTITUTIONS PORTFOLIO SERIES 46 VEOT 977	27-2447991	92119D601	92119D619	92119D627	92119D635		FITT46	9/10/2011	0.0202	0.0162
FINANCIAL INSTITUTIONS PORTFOLIO SERIES 46 VEOT 977	27-2447991	92119D601	92119D619	92119D627	92119D635		FITT46	12/10/2011	0.0214	0.0171
COHEN & STEERS REIT INCOME PORTFOLIO 2010-2 VEOT 977	27-2448189	92119D643	92119D650	92119D668	92119D676		VCSR102	1/10/2011	0.0252	0.0026
COHEN & STEERS REIT INCOME PORTFOLIO 2010-2 VEOT 977	27-2448189	92119D643	92119D650	92119D668	92119D676		VCSR102	2/10/2011	0.0252	0.0026
COHEN & STEERS REIT INCOME PORTFOLIO 2010-2 VEOT 977	27-2448189	92119D643	92119D650	92119D668	92119D676		VCSR102	3/10/2011	0.0253	0.0026
COHEN & STEERS REIT INCOME PORTFOLIO 2010-2 VEOT 977	27-2448189	92119D643	92119D650	92119D668	92119D676		VCSR102	4/10/2011	0.0255	0.0026
COHEN & STEERS REIT INCOME PORTFOLIO 2010-2 VEOT 977	27-2448189	92119D643	92119D650	92119D668	92119D676		VCSR102	5/10/2011	0.0255	0.0026
COHEN & STEERS REIT INCOME PORTFOLIO 2010-2 VEOT 977	27-2448189	92119D643	92119D650	92119D668	92119D676		VCSR102	6/10/2011	0.0255	0.0026
COHEN & STEERS REIT INCOME PORTFOLIO 2010-2 VEOT 977	27-2448189	92119D643	92119D650	92119D668	92119D676		VCSR102	7/10/2011	0.0259	0.0026
COHEN & STEERS REIT INCOME PORTFOLIO 2010-2 VEOT 977	27-2448189	92119D643	92119D650	92119D668	92119D676		VCSR102	8/10/2011	0.0259	0.0026
COHEN & STEERS REIT INCOME PORTFOLIO 2010-2 VEOT 977	27-2448189	92119D643	92119D650	92119D668	92119D676		VCSR102	9/10/2011	0.0259	0.0026
COHEN & STEERS REIT INCOME PORTFOLIO 2010-2 VEOT 977	27-2448189	92119D643	92119D650	92119D668	92119D676		VCSR102	10/10/2011	0.0259	0.0026
COHEN & STEERS REIT INCOME PORTFOLIO 2010-2 VEOT 977	27-2448189	92119D643	92119D650	92119D668	92119D676		VCSR102	11/10/2011	0.0259	0.0026
COHEN & STEERS REIT INCOME PORTFOLIO 2010-2 VEOT 977	27-2448189	92119D643	92119D650	92119D668	92119D676		VCSR102	12/10/2011	0.0259	0.0026
COHEN & STEERS REIT INCOME PORTFOLIO 2010-2 VEOT 977	27-2448189	92119D643	92119D650	92119D668	92119D676		VCSR102	12/19/2011	0.0444	0.0045
COHEN & STEERS REIT INCOME PORTFOLIO 2010-2 VEOT 977	27-2448189	92119D643	92119D650	92119D668	92119D676		VCSR102	12/31/2011	0.0130	0.0013
VAN KAMPEN PREFERRED OPPORTUNITY PORTFOLIO SERIES 10 VEOT 981	27-2448841	92119D841	92119D858	92119D866	92119D874		PFOP10	5/10/2011	0.1650	0.0902
VAN KAMPEN PREFERRED OPPORTUNITY PORTFOLIO SERIES 10 VEOT 981	27-2448841	92119D841	92119D858	92119D866	92119D874		PFOP10	8/10/2011	0.2243	0.1225
VAN KAMPEN PREFERRED OPPORTUNITY PORTFOLIO SERIES 10 VEOT 981	27-2448841	92119D841	92119D858	92119D866	92119D874		PFOP10	10/10/2011	0.2502	0.1367
VAN KAMPEN PREFERRED OPPORTUNITY PORTFOLIO SERIES 10 VEOT 981	27-2448841	92119D841	92119D858	92119D866	92119D874		PFOP10	12/10/2011	0.2358	0.1288
CENTRAL EQUITY TRUST, DIVERSIFIED INC SERIES 31 VEOT 764	11-3839408	92119F184	92119F192				CETD31	3/10/2011	0.0516	0.0018
CENTRAL EQUITY TRUST, DIVERSIFIED INC SERIES 31 VEOT 764	11-3839408	92119F184	92119F192				CETD31	6/10/2011	0.0675	0.0023
CENTRAL EQUITY TRUST, DIVERSIFIED INC SERIES 31 VEOT 764	11-3839408	92119F184	92119F192				CETD31	9/10/2011	0.0515	0.0018
CENTRAL EQUITY TRUST, DIVERSIFIED INC SERIES 31 VEOT 764	11-3839408	92119F184	92119F192				CETD31	12/10/2011	0.0574	0.0020
CENTRAL EQUITY TRUST, DIVERSIFIED INC SERIES 31 VEOT 764	11-3839408	92119F184	92119F192				CETD31	12/19/2011	0.0048	0.0002
CENTRAL EQUITY TRUST, DIVERSIFIED INC SERIES 31 VEOT 764	11-3839408	92119F184	92119F192				CETD31	12/19/2011	0.0100	0.0100
Stocks for 2015 Portfolio	45-4043651	92119F804	92119F812	92119F820	92119F838		MSEQ15	12/31/2011	0.0100	0.0098
S&P DIVIDEND GROWTH OPPORTUNITIES TRUST SERIES 12 VEOT 751	11-3834027	92119G463	92119G711				SPDG12	3/10/2011	0.0636	0.0056
S&P DIVIDEND GROWTH OPPORTUNITIES TRUST SERIES 12 VEOT 751	11-3834027	92119G463	92119G711				SPDG12	6/10/2011	0.0523	0.0046
S&P DIVIDEND GROWTH OPPORTUNITIES TRUST SERIES 12 VEOT 751	11-3834027	92119G463	92119G711				SPDG12	9/10/2011	0.0494	0.0043
S&P DIVIDEND GROWTH OPPORTUNITIES TRUST SERIES 12 VEOT 751	11-3834027	92119G463	92119G711				SPDG12	12/10/2011	0.0529	0.0046
CLOSED-END STRATEGY: COHEN & STEERS MASTER EQUITY & INCOME PORTFOLIO, SERIES 9 VEOT 752	11-3834038	92119G471	92119G489	92119G497	92119G505		MSEI9	1/10/2011	0.0761	0.0478
CLOSED-END STRATEGY: COHEN & STEERS MASTER EQUITY & INCOME PORTFOLIO, SERIES 9 VEOT 752	11-3834038	92119G471	92119G489	92119G497	92119G505		MSEI9	2/10/2011	0.0372	0.0234
CLOSED-END STRATEGY: COHEN & STEERS MASTER EQUITY & INCOME PORTFOLIO, SERIES 9 VEOT 752	11-3834038	92119G471	92119G489	92119G497	92119G505		MSEI9	3/10/2011	0.0629	0.0395
CLOSED-END STRATEGY: COHEN & STEERS MASTER EQUITY & INCOME PORTFOLIO, SERIES 9 VEOT 752	11-3834038	92119G471	92119G489	92119G497	92119G505		MSEI9	4/10/2011	0.0633	0.0397
CLOSED-END STRATEGY: COHEN & STEERS MASTER EQUITY & INCOME PORTFOLIO, SERIES 9 VEOT 752	11-3834038	92119G471	92119G489	92119G497	92119G505		MSEI9	5/10/2011	0.0373	0.0234
CLOSED-END STRATEGY: COHEN & STEERS MASTER EQUITY & INCOME PORTFOLIO, SERIES 9 VEOT 752	11-3834038	92119G471	92119G489	92119G497	92119G505		MSEI9	6/10/2011	0.0712	0.0108
CLOSED-END STRATEGY: COHEN & STEERS MASTER EQUITY & INCOME PORTFOLIO, SERIES 9 VEOT 752	11-3834038	92119G471	92119G489	92119G497	92119G505		MSEI9	7/10/2011	0.0164	0.0385
CLOSED-END STRATEGY: COHEN & STEERS MASTER EQUITY & INCOME PORTFOLIO, SERIES 9 VEOT 752	11-3834038	92119G471	92119G489	92119G497	92119G505		MSEI9	8/10/2011	0.0373	0.0234
CLOSED-END STRATEGY: COHEN & STEERS MASTER EQUITY & INCOME PORTFOLIO, SERIES 9 VEOT 752	11-3834038	92119G471	92119G489	92119G497	92119G505		MSEI9	9/10/2011	0.0175	0.0110
CLOSED-END STRATEGY: COHEN & STEERS MASTER EQUITY & INCOME PORTFOLIO, SERIES 9 VEOT 752	11-3834038	92119G471	92119G489	92119G497	92119G505		MSEI9	10/10/2011	0.0631	0.0396
CLOSED-END STRATEGY: COHEN & STEERS MASTER EQUITY & INCOME PORTFOLIO, SERIES 9 VEOT 752	11-3834038	92119G471	92119G489	92119G497	92119G505		MSEI9	11/10/2011	0.0371	0.0233
CLOSED-END STRATEGY: COHEN & STEERS MASTER EQUITY & INCOME PORTFOLIO, SERIES 9 VEOT 752	11-3834038	92119G471	92119G489	92119G497	92119G505		MSEI9	12/10/2011	0.0172	0.0108
CLOSED-END STRATEGY: SENIOR LOAN & LIMITED DURATION PORTFOLIO, SERIES 16 VEOT 752	11-3834037	92119G513	92119G521	92119G539	92119G547		LOAN16	1/10/2011	0.0950	0.0128

CLOSED-END STRATEGY: SENIOR LOAN & LIMITED DURATION PORTFOLIO, SERIES 16 VEOT 752	11-3834037	92119G513	92119G521	92119G539	92119G547		LOAN16	2/10/2011	0.0296	0.0040
CLOSED-END STRATEGY: SENIOR LOAN & LIMITED DURATION PORTFOLIO, SERIES 16 VEOT 752	11-3834037	92119G513	92119G521	92119G539	92119G547		LOAN16	3/10/2011	0.0489	0.0066
CLOSED-END STRATEGY: SENIOR LOAN & LIMITED DURATION PORTFOLIO, SERIES 16 VEOT 752	11-3834037	92119G513	92119G521	92119G539	92119G547		LOAN16	4/10/2011	0.0486	0.0066
CLOSED-END STRATEGY: SENIOR LOAN & LIMITED DURATION PORTFOLIO, SERIES 16 VEOT 752	11-3834037	92119G513	92119G521	92119G539	92119G547		LOAN16	5/10/2011	0.0482	0.0065
CLOSED-END STRATEGY: SENIOR LOAN & LIMITED DURATION PORTFOLIO, SERIES 16 VEOT 752	11-3834037	92119G513	92119G521	92119G539	92119G547		LOAN16	6/10/2011	0.0482	0.0065
CLOSED-END STRATEGY: SENIOR LOAN & LIMITED DURATION PORTFOLIO, SERIES 16 VEOT 752	11-3834037	92119G513	92119G521	92119G539	92119G547		LOAN16	7/10/2011	0.0491	0.0066
CLOSED-END STRATEGY: SENIOR LOAN & LIMITED DURATION PORTFOLIO, SERIES 16 VEOT 752	11-3834037	92119G513	92119G521	92119G539	92119G547		LOAN16	8/10/2011	0.0467	0.0063
CLOSED-END STRATEGY: SENIOR LOAN & LIMITED DURATION PORTFOLIO, SERIES 16 VEOT 752	11-3834037	92119G513	92119G521	92119G539	92119G547		LOAN16	9/10/2011	0.0472	0.0064
CLOSED-END STRATEGY: SENIOR LOAN & LIMITED DURATION PORTFOLIO, SERIES 16 VEOT 752	11-3834037	92119G513	92119G521	92119G539	92119G547		LOAN16	10/10/2011	0.0474	0.0064
CLOSED-END STRATEGY: SENIOR LOAN & LIMITED DURATION PORTFOLIO, SERIES 16 VEOT 752	11-3834037	92119G513	92119G521	92119G539	92119G547		LOAN16	11/10/2011	0.0466	0.0063
CLOSED-END STRATEGY: SENIOR LOAN & LIMITED DURATION PORTFOLIO, SERIES 16 VEOT 752	11-3834037	92119G513	92119G521	92119G539	92119G547		LOAN16	12/10/2011	0.0492	0.0067
CLOSED-END STRATEGY: COHEN & STEERS MASTER INCOME PORTFOLIO, SERIES 15 VEOT 752	11-3834036	92119G554	92119G562	92119G570	92119G588		MSTR15	1/10/2011	0.0875	0.0400
CLOSED-END STRATEGY: COHEN & STEERS MASTER INCOME PORTFOLIO, SERIES 15 VEOT 752	11-3834036	92119G554	92119G562	92119G570	92119G588		MSTR15	2/10/2011	0.0404	0.0185
CLOSED-END STRATEGY: COHEN & STEERS MASTER INCOME PORTFOLIO, SERIES 15 VEOT 752	11-3834036	92119G554	92119G562	92119G570	92119G588		MSTR15	3/10/2011	0.0293	0.0134
CLOSED-END STRATEGY: COHEN & STEERS MASTER INCOME PORTFOLIO, SERIES 15 VEOT 752	11-3834036	92119G554	92119G562	92119G570	92119G588		MSTR15	4/10/2011	0.0666	0.0304
CLOSED-END STRATEGY: COHEN & STEERS MASTER INCOME PORTFOLIO, SERIES 15 VEOT 752	11-3834036	92119G554	92119G562	92119G570	92119G588		MSTR15	5/10/2011	0.0439	0.0201
CLOSED-END STRATEGY: COHEN & STEERS MASTER INCOME PORTFOLIO, SERIES 15 VEOT 752	11-3834036	92119G554	92119G562	92119G570	92119G588		MSTR15	6/10/2011	0.0291	0.0133
CLOSED-END STRATEGY: COHEN & STEERS MASTER INCOME PORTFOLIO, SERIES 15 VEOT 752	11-3834036	92119G554	92119G562	92119G570	92119G588		MSTR15	7/10/2011	0.0652	0.0298
CLOSED-END STRATEGY: COHEN & STEERS MASTER INCOME PORTFOLIO, SERIES 15 VEOT 752	11-3834036	92119G554	92119G562	92119G570	92119G588		MSTR15	8/10/2011	0.0435	0.0199
CLOSED-END STRATEGY: COHEN & STEERS MASTER INCOME PORTFOLIO, SERIES 15 VEOT 752	11-3834036	92119G554	92119G562	92119G570	92119G588		MSTR15	9/10/2011	0.0294	0.0134
CLOSED-END STRATEGY: COHEN & STEERS MASTER INCOME PORTFOLIO, SERIES 15 VEOT 752	11-3834036	92119G554	92119G562	92119G570	92119G588		MSTR15	10/10/2011	0.0667	0.0305
CLOSED-END STRATEGY: COHEN & STEERS MASTER INCOME PORTFOLIO, SERIES 15 VEOT 752	11-3834036	92119G554	92119G562	92119G570	92119G588		MSTR15	11/10/2011	0.0433	0.0198
CLOSED-END STRATEGY: COHEN & STEERS MASTER INCOME PORTFOLIO, SERIES 15 VEOT 752	11-3834036	92119G554	92119G562	92119G570	92119G588		MSTR15	12/10/2011	0.0291	0.0133
PREFERRED SECURITIES PORTFOLIO, SERIES 19 VEOT 753	11-3834034	92119G638	92119G646	92119G653	92119G661		PRFD19	5/10/2011	0.1005	0.0784
PREFERRED SECURITIES PORTFOLIO, SERIES 19 VEOT 753	11-3834034	92119G638	92119G646	92119G653	92119G661		PRFD19	8/10/2011	0.5103	0.3980
ENERGY PORTFOLIO SERIES 40 VEOT 1162	45-3603673	92119H347	92119H354	92119H362	92119H370		ENGY40	12/19/2011	0.0039	0.0001
ENERGY PORTFOLIO SERIES 40 VEOT 1162	45-3603673	92119H347	92119H354	92119H362	92119H370		ENGY40	12/19/2011	0.0158	0.0158
ENERGY PORTFOLIO SERIES 40 VEOT 1162	45-3603673	92119H347	92119H354	92119H362	92119H370		ENGY40	12/31/2011	0.0100	0.0002
FINANCIAL INSTITUTIONS PORTFOLIO SERIES 52 VEOT 1162	45-3564160	92119H388	92119H396	92119H404	92119H412		FITT52	12/19/2011	0.0139	0.0105
FINANCIAL INSTITUTIONS PORTFOLIO SERIES 52 VEOT 1162	45-3564160	92119H388	92119H396	92119H404	92119H412		FITT52	12/19/2011	0.0191	0.0125
FINANCIAL INSTITUTIONS PORTFOLIO SERIES 52 VEOT 1162	45-3564160	92119H388	92119H396	92119H404	92119H412		FITT52	12/31/2011	0.0100	0.0065
DIVERSIFIED HEALTHCARE PORTFOLIO SERIES 57 VEOT 1162	45-3606397	92119H420	92119H438	92119H446	92119H453		HCRX57	12/19/2011	0.0100	0.0086
REIT INCOME PORTFOLIO 2011-4 VEOT 1162	45-3564074	92119H461	92119H479	92119H487	92119H495		VCSR114	12/10/2011	0.0239	0.0091
REIT INCOME PORTFOLIO 2011-4 VEOT 1162	45-3564074	92119H461	92119H479	92119H487	92119H495		VCSR114	12/19/2011	0.0293	0.0112
REIT INCOME PORTFOLIO 2011-4 VEOT 1162	45-3564074	92119H461	92119H479	92119H487	92119H495		VCSR114	12/31/2011	0.0121	0.0046
UTILITY INCOME PORTFOLIO SERIES 37 VEOT 1162	45-3563986	92119H503	92119H511	92119H529	92119H537		UTIL37	12/10/2011	0.0322	0.0029
UTILITY INCOME PORTFOLIO SERIES 37 VEOT 1162	45-3563986	92119H503	92119H511	92119H529	92119H537		UTIL37	12/19/2011	0.0051	0.0005
UTILITY INCOME PORTFOLIO SERIES 37 VEOT 1162	45-3563986	92119H503	92119H511	92119H529	92119H537		UTIL37	12/19/2011	0.0100	0.0100
UTILITY INCOME PORTFOLIO SERIES 37 VEOT 1162	45-3563986	92119H503	92119H511	92119H529	92119H537		UTIL37	12/31/2011	0.0100	0.0009
GLOBAL COMMODITY PORTFOLIO, SERIES 3 VEOT 1163	45-3603669	92119H545	92119H552	92119H560	92119H578		GCOM3	12/19/2011	0.0096	0.0096
GLOBAL COMMODITY PORTFOLIO, SERIES 3 VEOT 1163	45-3603669	92119H545	92119H552	92119H560	92119H578		GCOM3	12/19/2011	0.0155	0.0155
GLOBAL COMMODITY PORTFOLIO, SERIES 3 VEOT 1163	45-3603669	92119H545	92119H552	92119H560	92119H578		GCOM3	12/31/2011	0.0100	0.0100
ALTERNATIVES ALLOCATION PORTFOLIO 2011-4 VEOT 1165	45-3610257	92119H628	92119H636	92119H644	92119H651		ALTS114	12/19/2011	0.0456	0.0051
ALTERNATIVES ALLOCATION PORTFOLIO 2011-4 VEOT 1165	45-3610257	92119H628	92119H636	92119H644	92119H651		ALTS114	12/31/2011	0.1165	0.0130
PREFERRED OPPORTUNITY PORTFOLIO, SERIES 16 VEOT 1073	45-3603664	92119H669	92119H677	92119H685	92119H693		PFOP16	12/19/2011	0.0145	0.0140
PREFERRED OPPORTUNITY PORTFOLIO, SERIES 16 VEOT 1073	45-3603664	92119H669	92119H677	92119H685	92119H693		PFOP16	12/19/2011	0.0715	0.0059
PREFERRED OPPORTUNITY PORTFOLIO, SERIES 16 VEOT 1073	45-3603664	92119H669	92119H677	92119H685	92119H693		PFOP16	12/31/2011	0.0102	0.0008
GLOBAL HIGH DIVIDEND PORTFOLIO 2011-4 VEOT 1166	45-3610445	92119H701	92119H719	92119H727	92119H735		HDVP114	12/19/2011	0.0100	0.0100
GLOBAL HIGH DIVIDEND PORTFOLIO 2011-4 VEOT 1166	45-3610445	92119H701	92119H719	92119H727	92119H735		HDVP114	12/19/2011	0.0203	0.0066
GLOBAL HIGH DIVIDEND PORTFOLIO 2011-4 VEOT 1166	45-3610445	92119H701	92119H719	92119H727	92119H735		HDVP114	12/31/2011	0.0100	0.0032
CLOSED-END STRATEGY: COHEN & STEERS MASTER EQUITY & INCOME PORTFOLIO, SERIES 10 VEOT 775	11-3841937	92119M189	92119M197	92119M205	92119M213		MSEI10	1/10/2011	0.0966	0.0154
CLOSED-END STRATEGY: COHEN & STEERS MASTER EQUITY & INCOME PORTFOLIO, SERIES 10 VEOT 775	11-3841937	92119M189	92119M197	92119M205	92119M213		MSEI10	2/10/2011	0.0274	0.0044
CLOSED-END STRATEGY: COHEN & STEERS MASTER EQUITY & INCOME PORTFOLIO, SERIES 10 VEOT 775	11-3841937	92119M189	92119M197	92119M205	92119M213		MSEI10	3/10/2011	0.0706	0.0113
CLOSED-END STRATEGY: COHEN & STEERS MASTER EQUITY & INCOME PORTFOLIO, SERIES 10 VEOT 775	11-3841937	92119M189	92119M197	92119M205	92119M213		MSEI10	4/10/2011	0.0741	0.0118
CLOSED-END STRATEGY: COHEN & STEERS MASTER EQUITY & INCOME PORTFOLIO, SERIES 10 VEOT 775	11-3841937	92119M189	92119M197	92119M205	92119M213		MSEI10	5/10/2011	0.0407	0.0065
CLOSED-END STRATEGY: COHEN & STEERS MASTER EQUITY & INCOME PORTFOLIO, SERIES 10 VEOT 775	11-3841937	92119M189	92119M197	92119M205	92119M213		MSEI10	6/10/2011	0.0404	0.0064
CLOSED-END STRATEGY: COHEN & STEERS MASTER EQUITY & INCOME PORTFOLIO, SERIES 10 VEOT 775	11-3841937	92119M189	92119M197	92119M205	92119M213		MSEI10	7/10/2011	0.0736	0.0117
CLOSED-END STRATEGY: COHEN & STEERS MASTER EQUITY & INCOME PORTFOLIO, SERIES 10 VEOT 775	11-3841937	92119M189	92119M197	92119M205	92119M213		MSEI10	8/10/2011	0.0397	0.0063
CLOSED-END STRATEGY: COHEN & STEERS MASTER EQUITY & INCOME PORTFOLIO, SERIES 10 VEOT 775	11-3841937	92119M189	92119M197	92119M205	92119M213		MSEI10	9/10/2011	0.0404	0.0064
CLOSED-END STRATEGY: COHEN & STEERS MASTER EQUITY & INCOME PORTFOLIO, SERIES 10 VEOT 775	11-3841937	92119M189	92119M197	92119M205	92119M213		MSEI10	10/10/2011	0.0751	0.0120

CLOSED-END STRATEGY: COHEN & STEERS MASTER EQUITY & INCOME PORTFOLIO, SERIES 10 VEOT 775	11-3841937	92119M189	92119M197	92119M205	92119M213		MSEI10	11/10/2011	0.0394	0.0063
CLOSED-END STRATEGY: COHEN & STEERS MASTER EQUITY & INCOME PORTFOLIO, SERIES 10 VEOT 775	11-3841937	92119M189	92119M197	92119M205	92119M213		MSEI10	12/10/2011	0.0406	0.0065
PREFERRED SECURITIES PORTFOLIO, SERIES 20 VEOT 776	11-3841938	92119M346	92119M353	92119M361	92119M379		PRFD20	5/10/2011	0.1406	0.1004
PREFERRED SECURITIES PORTFOLIO, SERIES 20 VEOT 776	11-3841938	92119M346	92119M353	92119M361	92119M379		PRFD20	8/10/2011	0.6000	0.4285
PREFERRED SECURITIES PORTFOLIO, SERIES 20 VEOT 776	11-3841938	92119M346	92119M353	92119M361	92119M379		PRFD20	9/10/2011	0.2921	0.2086
CENTRAL EQUITY TRUST DIVERSIFIED INC SERIES 30 VEOT 740	11-3829174	92119T135	92119T838				CETD30	3/10/2011	0.0511	0.0013
CENTRAL EQUITY TRUST DIVERSIFIED INC SERIES 30 VEOT 740	11-3829174	92119T135	92119T838				CETD30	6/10/2011	0.0674	0.0017
CENTRAL EQUITY TRUST DIVERSIFIED INC SERIES 30 VEOT 740	11-3829174	92119T135	92119T838				CETD30	9/10/2011	0.0500	0.0013
CENTRAL EQUITY TRUST DIVERSIFIED INC SERIES 30 VEOT 740	11-3829174	92119T135	92119T838				CETD30	12/10/2011	0.0561	0.0014
CENTRAL EQUITY TRUST DIVERSIFIED INC SERIES 30 VEOT 740	11-3829174	92119T135	92119T838				CETD30	12/19/2011	0.0046	0.0001
CENTRAL EQUITY TRUST DIVERSIFIED INC SERIES 30 VEOT 740	11-3829174	92119T135	92119T838				CETD30	12/19/2011	0.0100	0.0100
GREAT INTERNATIONAL FIRMS PORTFOLIO, SERIES 32 VEOT 743	11-3829177	92119T465	92119T473	92119T481	92119T499		GIFT32	6/10/2011	0.1050	0.0130
GREAT INTERNATIONAL FIRMS PORTFOLIO, SERIES 32 VEOT 743	11-3829177	92119T465	92119T473	92119T481	92119T499		GIFT32	12/10/2011	0.0496	0.0061
VAN KAMPEN PREFERRED OPPORTUNITY PORTFOLIO, SERIES SERIES 5 VEOT 844	26-4001103	92120A703	92120A711	92120A729	92120A737		PFOP5	5/10/2011	0.1539	0.0571
VAN KAMPEN PREFERRED OPPORTUNITY PORTFOLIO, SERIES SERIES 5 VEOT 844	26-4001103	92120A703	92120A711	92120A729	92120A737		PFOP5	8/10/2011	0.1416	0.0525
VAN KAMPEN PREFERRED OPPORTUNITY PORTFOLIO, SERIES SERIES 5 VEOT 844	26-4001103	92120A703	92120A711	92120A729	92120A737		PFOP5	9/10/2011	0.1976	0.0733
VAN KAMPEN PREFERRED OPPORTUNITY PORTFOLIO, SERIES SERIES 5 VEOT 844	26-4001103	92120A703	92120A711	92120A729	92120A737		PFOP5	10/10/2011	0.5960	0.2209
PREFERRED SECURITIES PORTFOLIO, SERIES 21 VEOT 804	30-0492371	92120B354	92120B362	92120B370	92120B388		PRFD21	5/10/2011	0.1986	0.0847
PREFERRED SECURITIES PORTFOLIO, SERIES 21 VEOT 804	30-0492371	92120B354	92120B362	92120B370	92120B388		PRFD21	8/10/2011	0.2815	0.1200
PREFERRED SECURITIES PORTFOLIO, SERIES 21 VEOT 804	30-0492371	92120B354	92120B362	92120B370	92120B388		PRFD21	9/10/2011	0.4115	0.1755
PREFERRED SECURITIES PORTFOLIO, SERIES 21 VEOT 804	30-0492371	92120B354	92120B362	92120B370	92120B388		PRFD21	10/10/2011	0.3630	0.1548
PREFERRED SECURITIES PORTFOLIO, SERIES 23 VEOT 865	26-4312822	92120H526	92120H534	92120H542	92120H559		PRFD23	5/10/2011	0.1926	0.1121
PREFERRED SECURITIES PORTFOLIO, SERIES 23 VEOT 865	26-4312822	92120H526	92120H534	92120H542	92120H559		PRFD23	8/10/2011	0.2399	0.1396
PREFERRED SECURITIES PORTFOLIO, SERIES 23 VEOT 865	26-4312822	92120H526	92120H534	92120H542	92120H559		PRFD23	9/10/2011	0.3991	0.2323
PREFERRED SECURITIES PORTFOLIO, SERIES 23 VEOT 865	26-4312822	92120H526	92120H534	92120H542	92120H559		PRFD23	10/10/2011	0.6310	0.3673
PREFERRED SECURITIES PORTFOLIO, SERIES 23 VEOT 865	26-4312822	92120H526	92120H534	92120H542	92120H559		PRFD23	12/10/2011	0.3816	0.2221
VAN KAMPEN PREFERRED OPPORTUNITY PORTFOLIO SERIES 6 VEOT 874	26-4631013	92120J266	92120J274	92120J282	92120J290		PFOP6	1/10/2011	0.0558	0.0124
VAN KAMPEN PREFERRED OPPORTUNITY PORTFOLIO SERIES 6 VEOT 874	26-4631013	92120J266	92120J274	92120J282	92120J290		PFOP6	2/10/2011	0.0558	0.0124
VAN KAMPEN PREFERRED OPPORTUNITY PORTFOLIO SERIES 6 VEOT 874	26-4631013	92120J266	92120J274	92120J282	92120J290		PFOP6	3/10/2011	0.0558	0.0124
VAN KAMPEN PREFERRED OPPORTUNITY PORTFOLIO SERIES 6 VEOT 874	26-4631013	92120J266	92120J274	92120J282	92120J290		PFOP6	4/10/2011	0.0553	0.0123
VAN KAMPEN PREFERRED OPPORTUNITY PORTFOLIO SERIES 6 VEOT 874	26-4631013	92120J266	92120J274	92120J282	92120J290		PFOP6	5/10/2011	0.0553	0.0123
VAN KAMPEN PREFERRED OPPORTUNITY PORTFOLIO SERIES 6 VEOT 874	26-4631013	92120J266	92120J274	92120J282	92120J290		PFOP6	5/10/2011	0.1845	0.0999
VAN KAMPEN PREFERRED OPPORTUNITY PORTFOLIO SERIES 6 VEOT 874	26-4631013	92120J266	92120J274	92120J282	92120J290		PFOP6	6/10/2011	0.0553	0.0123
VAN KAMPEN PREFERRED OPPORTUNITY PORTFOLIO SERIES 6 VEOT 874	26-4631013	92120J266	92120J274	92120J282	92120J290		PFOP6	7/10/2011	0.0539	0.0120
VAN KAMPEN PREFERRED OPPORTUNITY PORTFOLIO SERIES 6 VEOT 874	26-4631013	92120J266	92120J274	92120J282	92120J290		PFOP6	8/10/2011	0.0539	0.0120
VAN KAMPEN PREFERRED OPPORTUNITY PORTFOLIO SERIES 6 VEOT 874	26-4631013	92120J266	92120J274	92120J282	92120J290		PFOP6	9/10/2011	0.0539	0.0120
VAN KAMPEN PREFERRED OPPORTUNITY PORTFOLIO SERIES 6 VEOT 874	26-4631013	92120J266	92120J274	92120J282	92120J290		PFOP6	10/10/2011	0.0524	0.0116
VAN KAMPEN PREFERRED OPPORTUNITY PORTFOLIO SERIES 6 VEOT 874	26-4631013	92120J266	92120J274	92120J282	92120J290		PFOP6	10/10/2011	0.3569	0.1933
VAN KAMPEN PREFERRED OPPORTUNITY PORTFOLIO SERIES 6 VEOT 874	26-4631013	92120J266	92120J274	92120J282	92120J290		PFOP6	11/10/2011	0.0524	0.0116
VAN KAMPEN PREFERRED OPPORTUNITY PORTFOLIO SERIES 6 VEOT 874	26-4631013	92120J266	92120J274	92120J282	92120J290		PFOP6	12/10/2011	0.0524	0.0116
VAN KAMPEN PREFERRED OPPORTUNITY PORTFOLIO SERIES 6 VEOT 874	26-4631013	92120J266	92120J274	92120J282	92120J290		PFOP6	12/10/2011	0.2270	0.1229
PREFERRED SECURITIES PORTFOLIO SERIES 24 VEOT 876	27-0211892	92120J423	92120J431	92120J449	92120J456		PRFD24	1/10/2011	0.0578	0.0047
PREFERRED SECURITIES PORTFOLIO SERIES 24 VEOT 876	27-0211892	92120J423	92120J431	92120J449	92120J456		PRFD24	2/10/2011	0.0578	0.0047
PREFERRED SECURITIES PORTFOLIO SERIES 24 VEOT 876	27-0211892	92120J423	92120J431	92120J449	92120J456		PRFD24	3/10/2011	0.0578	0.0047
PREFERRED SECURITIES PORTFOLIO SERIES 24 VEOT 876	27-0211892	92120J423	92120J431	92120J449	92120J456		PRFD24	4/10/2011	0.0585	0.0047
PREFERRED SECURITIES PORTFOLIO SERIES 24 VEOT 876	27-0211892	92120J423	92120J431	92120J449	92120J456		PRFD24	5/10/2011	0.0585	0.0047
PREFERRED SECURITIES PORTFOLIO SERIES 24 VEOT 876	27-0211892	92120J423	92120J431	92120J449	92120J456		PRFD24	5/10/2011	0.1843	0.1003
PREFERRED SECURITIES PORTFOLIO SERIES 24 VEOT 876	27-0211892	92120J423	92120J431	92120J449	92120J456		PRFD24	6/10/2011	0.0585	0.0047
PREFERRED SECURITIES PORTFOLIO SERIES 24 VEOT 876	27-0211892	92120J423	92120J431	92120J449	92120J456		PRFD24	7/10/2011	0.0573	0.0046
PREFERRED SECURITIES PORTFOLIO SERIES 24 VEOT 876	27-0211892	92120J423	92120J431	92120J449	92120J456		PRFD24	8/10/2011	0.0573	0.0046
PREFERRED SECURITIES PORTFOLIO SERIES 24 VEOT 876	27-0211892	92120J423	92120J431	92120J449	92120J456		PRFD24	9/10/2011	0.0573	0.0046
PREFERRED SECURITIES PORTFOLIO SERIES 24 VEOT 876	27-0211892	92120J423	92120J431	92120J449	92120J456		PRFD24	10/10/2011	0.0546	0.0044
PREFERRED SECURITIES PORTFOLIO SERIES 24 VEOT 876	27-0211892	92120J423	92120J431	92120J449	92120J456		PRFD24	10/10/2011	0.3864	0.2103
PREFERRED SECURITIES PORTFOLIO SERIES 24 VEOT 876	27-0211892	92120J423	92120J431	92120J449	92120J456		PRFD24	11/10/2011	0.0546	0.0044
PREFERRED SECURITIES PORTFOLIO SERIES 24 VEOT 876	27-0211892	92120J423	92120J431	92120J449	92120J456		PRFD24	12/10/2011	0.0546	0.0044
PREFERRED SECURITIES PORTFOLIO SERIES 24 VEOT 876	27-0211892	92120J423	92120J431	92120J449	92120J456		PRFD24	12/10/2011	0.2341	0.1274
C-E STRATEGY COHEN & STEERS MASTER EQUITY AND INC PORT SER 14 VEOT 886	27-0434791	92120L188	92120L196	92120L204	92120L212		MSEI14	1/10/2011	0.1581	0.0106
C-E STRATEGY COHEN & STEERS MASTER EQUITY AND INC PORT SER 14 VEOT 886	27-0434791	92120L188	92120L196	92120L204	92120L212		MSEI14	2/10/2011	0.0311	0.0021
C-E STRATEGY COHEN & STEERS MASTER EQUITY AND INC PORT SER 14 VEOT 886	27-0434791	92120L188	92120L196	92120L204	92120L212		MSEI14	3/10/2011	0.0423	0.0028
C-E STRATEGY COHEN & STEERS MASTER EQUITY AND INC PORT SER 14 VEOT 886	27-0434791	92120L188	92120L196	92120L204	92120L212		MSEI14	4/10/2011	0.1078	0.0072
C-E STRATEGY COHEN & STEERS MASTER EQUITY AND INC PORT SER 14 VEOT 886	27-0434791	92120L188	92120L196	92120L204	92120L212		MSEI14	5/10/2011	0.0394	0.0026
C-E STRATEGY COHEN & STEERS MASTER EQUITY AND INC PORT SER 14 VEOT 886	27-0434791	92120L188	92120L196	92120L204	92120L212		MSEI14	6/10/2011	0.0404	0.0027
C-E STRATEGY COHEN & STEERS MASTER EQUITY AND INC PORT SER 14 VEOT 886	27-0434791	92120L188	92120L196	92120L204	92120L212		MSEI14	7/10/2011	0.1159	0.0078

CONSERVATIVE INCOME ALLOCATION PORTFOLIO SERIES 4 VEOT 987	27-2613413	92120Y149	92120Y156	92120Y164	92120Y172		CIAP4	12/10/2011	0.0378	0.0007
CONSERVATIVE INCOME ALLOCATION PORTFOLIO SERIES 4 VEOT 987	27-2613413	92120Y149	92120Y156	92120Y164	92120Y172		CIAP4	12/19/2011	0.0257	0.0005
CONSERVATIVE INCOME ALLOCATION PORTFOLIO SERIES 4 VEOT 987	27-2613413	92120Y149	92120Y156	92120Y164	92120Y172		CIAP4	12/31/2011	0.0306	0.0006
CENTRAL EQUITY TRUST DIVERSIFIED INCOME SERIES 36 VEOT 992	27-2876028	92120Y420	92120Y438				CETD36	9/10/2011	0.1273	0.0008
GREAT INTERNATIONAL FRANCHISE PORTFOLIO, SERIES 40 VEOT 993	27-2618948	92120Y446	92120Y453	92120Y461	92120Y479		GIFT40	9/15/2011	0.1181	0.0009
GREAT INTERNATIONAL FRANCHISE PORTFOLIO, SERIES 40 VEOT 993	27-2618948	92120Y446	92120Y453	92120Y461	92120Y479		GIFT40	12/19/2011	1.1179	0.0080
CLOSED-END STRAT COHEN & STEERS COVERED CALL INC PORT 2010-3 VEOT 997	27-2868617	92121A264	92121A272	92121A280	92121A298		CSCC103	2/10/2011	0.3113	0.2011
CLOSED-END STRAT COHEN & STEERS COVERED CALL INC PORT 2010-3 VEOT 997	27-2868617	92121A264	92121A272	92121A280	92121A298		CSCC103	5/10/2011	0.2672	0.1726
CLOSED-END STRATEGY:GLOBAL INCOME PORTFOLIO SERIES 3 VEOT 1001	27-2875750	92121A561	92121A579	92121A587	92121A595		GLIN3	1/10/2011	0.1181	0.0020
CLOSED-END STRATEGY:GLOBAL INCOME PORTFOLIO SERIES 3 VEOT 1001	27-2875750	92121A561	92121A579	92121A587	92121A595		GLIN3	2/10/2011	0.0590	0.0010
CLOSED-END STRATEGY:GLOBAL INCOME PORTFOLIO SERIES 3 VEOT 1001	27-2875750	92121A561	92121A579	92121A587	92121A595		GLIN3	3/10/2011	0.0168	0.0168
CLOSED-END STRATEGY:GLOBAL INCOME PORTFOLIO SERIES 3 VEOT 1001	27-2875750	92121A561	92121A579	92121A587	92121A595		GLIN3	3/10/2011	0.0665	0.0011
CLOSED-END STRATEGY:GLOBAL INCOME PORTFOLIO SERIES 3 VEOT 1001	27-2875750	92121A561	92121A579	92121A587	92121A595		GLIN3	4/10/2011	0.0851	0.0015
CLOSED-END STRATEGY:GLOBAL INCOME PORTFOLIO SERIES 3 VEOT 1001	27-2875750	92121A561	92121A579	92121A587	92121A595		GLIN3	5/10/2011	0.0578	0.0010
CLOSED-END STRATEGY:GLOBAL INCOME PORTFOLIO SERIES 3 VEOT 1001	27-2875750	92121A561	92121A579	92121A587	92121A595		GLIN3	6/10/2011	0.0659	0.0011
CLOSED-END STRATEGY:GLOBAL INCOME PORTFOLIO SERIES 3 VEOT 1001	27-2875750	92121A561	92121A579	92121A587	92121A595		GLIN3	7/10/2011	0.0856	0.0015
CLOSED-END STRATEGY:GLOBAL INCOME PORTFOLIO SERIES 3 VEOT 1001	27-2875750	92121A561	92121A579	92121A587	92121A595		GLIN3	8/10/2011	0.0583	0.0010
CLOSED-END STRATEGY:GLOBAL INCOME PORTFOLIO SERIES 3 VEOT 1001	27-2875750	92121A561	92121A579	92121A587	92121A595		GLIN3	9/10/2011	0.0666	0.0011
CLOSED-END STRATEGY:GLOBAL INCOME PORTFOLIO SERIES 3 VEOT 1001	27-2875750	92121A561	92121A579	92121A587	92121A595		GLIN3	10/10/2011	0.0855	0.0015
CLOSED-END STRATEGY:GLOBAL INCOME PORTFOLIO SERIES 3 VEOT 1001	27-2875750	92121A561	92121A579	92121A587	92121A595		GLIN3	11/10/2011	0.0571	0.0010
CLOSED-END STRATEGY:GLOBAL INCOME PORTFOLIO SERIES 3 VEOT 1001	27-2875750	92121A561	92121A579	92121A587	92121A595		GLIN3	12/10/2011	0.0656	0.0011
CLOSED-END STRATEGY:GLOBAL INCOME PORTFOLIO SERIES 3 VEOT 1001	27-2875750	92121A561	92121A579	92121A587	92121A595		GLIN3	12/19/2011	0.0808	0.0014
CLOSED-END STRATEGY:GLOBAL INCOME PORTFOLIO SERIES 3 VEOT 1001	27-2875750	92121A561	92121A579	92121A587	92121A595		GLIN3	12/19/2011	0.0937	0.0937
CLOSED-END STRATEGY:GLOBAL INCOME PORTFOLIO SERIES 3 VEOT 1001	27-2875750	92121A561	92121A579	92121A587	92121A595		GLIN3	12/31/2011	0.0306	0.0005
CLOSED-END STRATEGY COHEN & STEERS MASTER INCOME PORTF SERIES 24 VEOT 1002	27-2875611	92121A603	92121A611	92121A629	92121A637		MSTR24	1/10/2011	0.1348	0.0185
CLOSED-END STRATEGY COHEN & STEERS MASTER INCOME PORTF SERIES 24 VEOT 1002	27-2875611	92121A603	92121A611	92121A629	92121A637		MSTR24	2/10/2011	0.0493	0.0067
CLOSED-END STRATEGY COHEN & STEERS MASTER INCOME PORTF SERIES 24 VEOT 1002	27-2875611	92121A603	92121A611	92121A629	92121A637		MSTR24	3/10/2011	0.0493	0.0068
CLOSED-END STRATEGY COHEN & STEERS MASTER INCOME PORTF SERIES 24 VEOT 1002	27-2875611	92121A603	92121A611	92121A629	92121A637		MSTR24	4/10/2011	0.0948	0.0130
CLOSED-END STRATEGY COHEN & STEERS MASTER INCOME PORTF SERIES 24 VEOT 1002	27-2875611	92121A603	92121A611	92121A629	92121A637		MSTR24	5/10/2011	0.0561	0.0077
CLOSED-END STRATEGY COHEN & STEERS MASTER INCOME PORTF SERIES 24 VEOT 1002	27-2875611	92121A603	92121A611	92121A629	92121A637		MSTR24	6/10/2011	0.0536	0.0073
CLOSED-END STRATEGY COHEN & STEERS MASTER INCOME PORTF SERIES 24 VEOT 1002	27-2875611	92121A603	92121A611	92121A629	92121A637		MSTR24	7/10/2011	0.0963	0.0132
CLOSED-END STRATEGY COHEN & STEERS MASTER INCOME PORTF SERIES 24 VEOT 1002	27-2875611	92121A603	92121A611	92121A629	92121A637		MSTR24	8/10/2011	0.0566	0.0077
CLOSED-END STRATEGY COHEN & STEERS MASTER INCOME PORTF SERIES 24 VEOT 1002	27-2875611	92121A603	92121A611	92121A629	92121A637		MSTR24	9/10/2011	0.0542	0.0074
CLOSED-END STRATEGY COHEN & STEERS MASTER INCOME PORTF SERIES 24 VEOT 1002	27-2875611	92121A603	92121A611	92121A629	92121A637		MSTR24	10/10/2011	0.1005	0.0138
CLOSED-END STRATEGY COHEN & STEERS MASTER INCOME PORTF SERIES 24 VEOT 1002	27-2875611	92121A603	92121A611	92121A629	92121A637		MSTR24	11/10/2011	0.0565	0.0077
CLOSED-END STRATEGY COHEN & STEERS MASTER INCOME PORTF SERIES 24 VEOT 1002	27-2875611	92121A603	92121A611	92121A629	92121A637		MSTR24	12/10/2011	0.0558	0.0076
CLOSED-END STRATEGY COHEN & STEERS MASTER INCOME PORTF SERIES 24 VEOT 1002	27-2875611	92121A603	92121A611	92121A629	92121A637		MSTR24	12/31/2011	0.0184	0.0025
EMERGING MARKETS PORTFOLIO 2010-3 VEOT 1007	27-2893301	92121A769	92121A777	92121A785	92121A793		VKEM103	6/10/2011	0.5510	0.0430
EMERGING MARKETS PORTFOLIO 2010-3 VEOT 1007	27-2893301	92121A769	92121A777	92121A785	92121A793		VKEM103	12/19/2011	0.1770	0.0138
ECONOMIC EXPANSION PORTFOLIO, SERIES 1 VEOT 1009	27-2994887	92121B106	92121B114	92121B122	92121B130		ECON1	1/10/2011	0.1295	0.0203
ECONOMIC EXPANSION PORTFOLIO, SERIES 1 VEOT 1009	27-2994887	92121B106	92121B114	92121B122	92121B130		ECON1	2/10/2011	0.0307	0.0048
ECONOMIC EXPANSION PORTFOLIO, SERIES 1 VEOT 1009	27-2994887	92121B106	92121B114	92121B122	92121B130		ECON1	3/10/2011	0.0197	0.0197
ECONOMIC EXPANSION PORTFOLIO, SERIES 1 VEOT 1009	27-2994887	92121B106	92121B114	92121B122	92121B130		ECON1	3/10/2011	0.0317	0.0050
ECONOMIC EXPANSION PORTFOLIO, SERIES 1 VEOT 1009	27-2994887	92121B106	92121B114	92121B122	92121B130		ECON1	4/10/2011	0.0467	0.0073
ECONOMIC EXPANSION PORTFOLIO, SERIES 1 VEOT 1009	27-2994887	92121B106	92121B114	92121B122	92121B130		ECON1	5/10/2011	0.0274	0.0043
ECONOMIC EXPANSION PORTFOLIO, SERIES 1 VEOT 1009	27-2994887	92121B106	92121B114	92121B122	92121B130		ECON1	6/10/2011	0.0373	0.0059
ECONOMIC EXPANSION PORTFOLIO, SERIES 1 VEOT 1009	27-2994887	92121B106	92121B114	92121B122	92121B130		ECON1	7/10/2011	0.0729	0.0114
ECONOMIC EXPANSION PORTFOLIO, SERIES 1 VEOT 1009	27-2994887	92121B106	92121B114	92121B122	92121B130		ECON1	8/10/2011	0.0288	0.0045
ECONOMIC EXPANSION PORTFOLIO, SERIES 1 VEOT 1009	27-2994887	92121B106	92121B114	92121B122	92121B130		ECON1	9/10/2011	0.0356	0.0056
ECONOMIC EXPANSION PORTFOLIO, SERIES 1 VEOT 1009	27-2994887	92121B106	92121B114	92121B122	92121B130		ECON1	10/10/2011	0.0542	0.0085
ECONOMIC EXPANSION PORTFOLIO, SERIES 1 VEOT 1009	27-2994887	92121B106	92121B114	92121B122	92121B130		ECON1	11/10/2011	0.0269	0.0042
ECONOMIC EXPANSION PORTFOLIO, SERIES 1 VEOT 1009	27-2994887	92121B106	92121B114	92121B122	92121B130		ECON1	12/10/2011	0.0374	0.0059
FINANCIAL INSTITUTIONS PORTFOLIO SERIES 47 VEOT 1010	27-3051971	92121B221	92121B239	92121B247	92121B254		FITT47	12/19/2011	0.1491	0.0117
COHEN & STEERS REIT INCOME PORTFOLIO 2010-3 VEOT 1010	27-3052194	92121B262	92121B270	92121B288	92121B296		VCSR103	1/10/2011	0.0245	0.0021
COHEN & STEERS REIT INCOME PORTFOLIO 2010-3 VEOT 1010	27-3052194	92121B262	92121B270	92121B288	92121B296		VCSR103	2/10/2011	0.0245	0.0021
COHEN & STEERS REIT INCOME PORTFOLIO 2010-3 VEOT 1010	27-3052194	92121B262	92121B270	92121B288	92121B296		VCSR103	3/10/2011	0.0245	0.0021
COHEN & STEERS REIT INCOME PORTFOLIO 2010-3 VEOT 1010	27-3052194	92121B262	92121B270	92121B288	92121B296		VCSR103	4/10/2011	0.0257	0.0022
COHEN & STEERS REIT INCOME PORTFOLIO 2010-3 VEOT 1010	27-3052194	92121B262	92121B270	92121B288	92121B296		VCSR103	5/10/2011	0.0257	0.0022
COHEN & STEERS REIT INCOME PORTFOLIO 2010-3 VEOT 1010	27-3052194	92121B262	92121B270	92121B288	92121B296		VCSR103	6/10/2011	0.0257	0.0022
COHEN & STEERS REIT INCOME PORTFOLIO 2010-3 VEOT 1010	27-3052194	92121B262	92121B270	92121B288	92121B296		VCSR103	7/10/2011	0.0261	0.0022
COHEN & STEERS REIT INCOME PORTFOLIO 2010-3 VEOT 1010	27-3052194	92121B262	92121B270	92121B288	92121B296		VCSR103	8/10/2011	0.0261	0.0022
COHEN & STEERS REIT INCOME PORTFOLIO 2010-3 VEOT 1010	27-3052194	92121B262	92121B270	92121B288	92121B296		VCSR103	9/10/2011	0.0261	0.0022
COHEN & STEERS REIT INCOME PORTFOLIO 2010-3 VEOT 1010	27-3052194	92121B262	92121B270	92121B288	92121B296		VCSR103	10/10/2011	0.0261	0.0022

COHEN & STEERS REIT INCOME PORTFOLIO 2010-3 VEOT 1010	27-3052194	92121B262	92121B270	92121B288	92121B296	VCSR103	11/10/2011	0.0261	0.0022
COHEN & STEERS REIT INCOME PORTFOLIO 2010-3 VEOT 1010	27-3052194	92121B262	92121B270	92121B288	92121B296	VCSR103	12/10/2011	0.0261	0.0022
COHEN & STEERS REIT INCOME PORTFOLIO 2010-3 VEOT 1010	27-3052194	92121B262	92121B270	92121B288	92121B296	VCSR103	12/19/2011	0.0528	0.0045
COHEN & STEERS REIT INCOME PORTFOLIO 2010-3 VEOT 1010	27-3052194	92121B262	92121B270	92121B288	92121B296	VCSR103	12/31/2011	0.0100	0.0009
PREFERRED OPPORTUNITY PORTFOLIO, SERIES 11 VEOT 1014	27-3053604	92121B460	92121B478	92121B486	92121B494	PFOP11	1/10/2011	0.0482	0.0036
PREFERRED OPPORTUNITY PORTFOLIO, SERIES 11 VEOT 1014	27-3053604	92121B460	92121B478	92121B486	92121B494	PFOP11	2/10/2011	0.0482	0.0036
PREFERRED OPPORTUNITY PORTFOLIO, SERIES 11 VEOT 1014	27-3053604	92121B460	92121B478	92121B486	92121B494	PFOP11	3/10/2011	0.0482	0.0036
PREFERRED OPPORTUNITY PORTFOLIO, SERIES 11 VEOT 1014	27-3053604	92121B460	92121B478	92121B486	92121B494	PFOP11	4/10/2011	0.0512	0.0038
PREFERRED OPPORTUNITY PORTFOLIO, SERIES 11 VEOT 1014	27-3053604	92121B460	92121B478	92121B486	92121B494	PFOP11	5/10/2011	0.0512	0.0038
PREFERRED OPPORTUNITY PORTFOLIO, SERIES 11 VEOT 1014	27-3053604	92121B460	92121B478	92121B486	92121B494	PFOP11	5/10/2011	0.1568	0.1568
PREFERRED OPPORTUNITY PORTFOLIO, SERIES 11 VEOT 1014	27-3053604	92121B460	92121B478	92121B486	92121B494	PFOP11	6/10/2011	0.0512	0.0038
PREFERRED OPPORTUNITY PORTFOLIO, SERIES 11 VEOT 1014	27-3053604	92121B460	92121B478	92121B486	92121B494	PFOP11	7/10/2011	0.0487	0.0036
PREFERRED OPPORTUNITY PORTFOLIO, SERIES 11 VEOT 1014	27-3053604	92121B460	92121B478	92121B486	92121B494	PFOP11	8/10/2011	0.0487	0.0036
PREFERRED OPPORTUNITY PORTFOLIO, SERIES 11 VEOT 1014	27-3053604	92121B460	92121B478	92121B486	92121B494	PFOP11	8/10/2011	0.1442	0.1442
PREFERRED OPPORTUNITY PORTFOLIO, SERIES 11 VEOT 1014	27-3053604	92121B460	92121B478	92121B486	92121B494	PFOP11	9/10/2011	0.0487	0.0036
PREFERRED OPPORTUNITY PORTFOLIO, SERIES 11 VEOT 1014	27-3053604	92121B460	92121B478	92121B486	92121B494	PFOP11	9/10/2011	0.0935	0.0935
PREFERRED OPPORTUNITY PORTFOLIO, SERIES 11 VEOT 1014	27-3053604	92121B460	92121B478	92121B486	92121B494	PFOP11	10/10/2011	0.0480	0.0036
PREFERRED OPPORTUNITY PORTFOLIO, SERIES 11 VEOT 1014	27-3053604	92121B460	92121B478	92121B486	92121B494	PFOP11	11/10/2011	0.0480	0.0036
PREFERRED OPPORTUNITY PORTFOLIO, SERIES 11 VEOT 1014	27-3053604	92121B460	92121B478	92121B486	92121B494	PFOP11	12/10/2011	0.0480	0.0036
PREFERRED OPPORTUNITY PORTFOLIO, SERIES 11 VEOT 1014	27-3053604	92121B460	92121B478	92121B486	92121B494	PFOP11	12/10/2011	0.2162	0.2162
PREFERRED SECURITIES PORTFOLIO SERIES 29 VEOT 1018	27-3268884	92121D144	92121D151	92121D169	92121D177	PRFD29	1/10/2011	0.0478	0.0029
PREFERRED SECURITIES PORTFOLIO SERIES 29 VEOT 1018	27-3268884	92121D144	92121D151	92121D169	92121D177	PRFD29	2/10/2011	0.0478	0.0029
PREFERRED SECURITIES PORTFOLIO SERIES 29 VEOT 1018	27-3268884	92121D144	92121D151	92121D169	92121D177	PRFD29	3/10/2011	0.0478	0.0029
PREFERRED SECURITIES PORTFOLIO SERIES 29 VEOT 1018	27-3268884	92121D144	92121D151	92121D169	92121D177	PRFD29	4/10/2011	0.0512	0.0031
PREFERRED SECURITIES PORTFOLIO SERIES 29 VEOT 1018	27-3268884	92121D144	92121D151	92121D169	92121D177	PRFD29	5/10/2011	0.0512	0.0031
PREFERRED SECURITIES PORTFOLIO SERIES 29 VEOT 1018	27-3268884	92121D144	92121D151	92121D169	92121D177	PRFD29	5/10/2011	0.0518	0.0518
PREFERRED SECURITIES PORTFOLIO SERIES 29 VEOT 1018	27-3268884	92121D144	92121D151	92121D169	92121D177	PRFD29	6/10/2011	0.0512	0.0031
PREFERRED SECURITIES PORTFOLIO SERIES 29 VEOT 1018	27-3268884	92121D144	92121D151	92121D169	92121D177	PRFD29	7/10/2011	0.0486	0.0030
PREFERRED SECURITIES PORTFOLIO SERIES 29 VEOT 1018	27-3268884	92121D144	92121D151	92121D169	92121D177	PRFD29	8/10/2011	0.0486	0.0030
PREFERRED SECURITIES PORTFOLIO SERIES 29 VEOT 1018	27-3268884	92121D144	92121D151	92121D169	92121D177	PRFD29	8/10/2011	0.1406	0.1406
PREFERRED SECURITIES PORTFOLIO SERIES 29 VEOT 1018	27-3268884	92121D144	92121D151	92121D169	92121D177	PRFD29	9/10/2011	0.0486	0.0030
PREFERRED SECURITIES PORTFOLIO SERIES 29 VEOT 1018	27-3268884	92121D144	92121D151	92121D169	92121D177	PRFD29	9/10/2011	0.0920	0.0920
PREFERRED SECURITIES PORTFOLIO SERIES 29 VEOT 1018	27-3268884	92121D144	92121D151	92121D169	92121D177	PRFD29	10/10/2011	0.0479	0.0029
PREFERRED SECURITIES PORTFOLIO SERIES 29 VEOT 1018	27-3268884	92121D144	92121D151	92121D169	92121D177	PRFD29	11/10/2011	0.0479	0.0029
PREFERRED SECURITIES PORTFOLIO SERIES 29 VEOT 1018	27-3268884	92121D144	92121D151	92121D169	92121D177	PRFD29	12/10/2011	0.0479	0.0029
PREFERRED SECURITIES PORTFOLIO SERIES 29 VEOT 1018	27-3268884	92121D144	92121D151	92121D169	92121D177	PRFD29	12/10/2011	0.2141	0.2141
GLOBAL AGRICULTURE PORTFOLIO 2010-3 VEOT 1019	27-3265306	92121D227	92121D235	92121D243	92121D250	AGRI103	6/10/2011	0.5076	0.3997
GLOBAL WATER PORTFOLIO 2010-3 VEOT 1019	27-3267401	92121D268	92121D276	92121D284	92121D292	GWTR103	7/10/2011	0.5978	0.3150
GLOBAL WATER PORTFOLIO 2010-3 VEOT 1019	27-3267401	92121D268	92121D276	92121D284	92121D292	GWTR103	11/10/2011	0.5188	0.2734
CONSERVATIVE INCOME ALLOCATION PORTFOLIO, SERIES 5 VEOT 1020	27-3269242	92121D300	92121D318	92121D326	92121D334	CIAP5	1/10/2011	0.0910	0.0165
CONSERVATIVE INCOME ALLOCATION PORTFOLIO, SERIES 5 VEOT 1020	27-3269242	92121D300	92121D318	92121D326	92121D334	CIAP5	2/10/2011	0.0280	0.0051
CONSERVATIVE INCOME ALLOCATION PORTFOLIO, SERIES 5 VEOT 1020	27-3269242	92121D300	92121D318	92121D326	92121D334	CIAP5	3/10/2011	0.0358	0.0065
CONSERVATIVE INCOME ALLOCATION PORTFOLIO, SERIES 5 VEOT 1020	27-3269242	92121D300	92121D318	92121D326	92121D334	CIAP5	4/10/2011	0.0425	0.0077
CONSERVATIVE INCOME ALLOCATION PORTFOLIO, SERIES 5 VEOT 1020	27-3269242	92121D300	92121D318	92121D326	92121D334	CIAP5	5/10/2011	0.0365	0.0066
CONSERVATIVE INCOME ALLOCATION PORTFOLIO, SERIES 5 VEOT 1020	27-3269242	92121D300	92121D318	92121D326	92121D334	CIAP5	6/10/2011	0.0399	0.0072
CONSERVATIVE INCOME ALLOCATION PORTFOLIO, SERIES 5 VEOT 1020	27-3269242	92121D300	92121D318	92121D326	92121D334	CIAP5	7/10/2011	0.0455	0.0082
CONSERVATIVE INCOME ALLOCATION PORTFOLIO, SERIES 5 VEOT 1020	27-3269242	92121D300	92121D318	92121D326	92121D334	CIAP5	8/10/2011	0.0403	0.0073
CONSERVATIVE INCOME ALLOCATION PORTFOLIO, SERIES 5 VEOT 1020	27-3269242	92121D300	92121D318	92121D326	92121D334	CIAP5	9/10/2011	0.0332	0.0060
CONSERVATIVE INCOME ALLOCATION PORTFOLIO, SERIES 5 VEOT 1020	27-3269242	92121D300	92121D318	92121D326	92121D334	CIAP5	10/10/2011	0.0423	0.0077
CONSERVATIVE INCOME ALLOCATION PORTFOLIO, SERIES 5 VEOT 1020	27-3269242	92121D300	92121D318	92121D326	92121D334	CIAP5	11/10/2011	0.0338	0.0061
CONSERVATIVE INCOME ALLOCATION PORTFOLIO, SERIES 5 VEOT 1020	27-3269242	92121D300	92121D318	92121D326	92121D334	CIAP5	12/10/2011	0.0345	0.0062
ENHANCED SECTOR STRATEGY SECTOR ROTATION PORTFOLIO 2010-4 VEOT 1022	27-3269563	92121D425	92121D433	92121D441	92121D458	ESRO104	1/10/2011	0.0655	0.0236
ENHANCED SECTOR STRATEGY SECTOR ROTATION PORTFOLIO 2010-4 VEOT 1022	27-3269563	92121D425	92121D433	92121D441	92121D458	ESRO104	4/10/2011	0.0540	0.0194
ENHANCED SECTOR STRATEGY SECTOR ROTATION PORTFOLIO 2010-4 VEOT 1022	27-3269563	92121D425	92121D433	92121D441	92121D458	ESRO104	7/10/2011	0.0608	0.0219
ETF ALLOCATION PORTFOLIO SERIES 4 VEOT 1023	27-3275482	92121D508	92121D516	92121D524	92121D532	ETFA4	1/10/2011	0.1483	0.1190
ETF ALLOCATION PORTFOLIO SERIES 4 VEOT 1023	27-3275482	92121D508	92121D516	92121D524	92121D532	ETFA4	4/10/2011	0.0380	0.0305
ETF ALLOCATION PORTFOLIO SERIES 4 VEOT 1023	27-3275482	92121D508	92121D516	92121D524	92121D532	ETFA4	7/10/2011	0.0654	0.0524
ETF DIVERSIFIED INCOME PORTFOLIO SERIES 2 VEOT 1023	27-3275409	92121D540	92121D557	92121D565	92121D573	ETF12	1/10/2011	0.1636	0.0636
ETF DIVERSIFIED INCOME PORTFOLIO SERIES 2 VEOT 1023	27-3275409	92121D540	92121D557	92121D565	92121D573	ETF12	4/10/2011	0.0555	0.0216
ETF DIVERSIFIED INCOME PORTFOLIO SERIES 2 VEOT 1023	27-3275409	92121D540	92121D557	92121D565	92121D573	ETF12	7/10/2011	0.0854	0.0332
ETF DIVERSIFIED GROWTH PORTFOLIO SERIES 2 VEOT 1023	27-3275753	92121D581	92121D599	92121D607	92121D615	ETFG2	1/10/2011	0.1599	0.0437
LONG/SHORT STRATEGY PORTFOLIO 2010-4 VEOT 1027	27-3490084	92121D821	92121D839	92121D847	92121D854	LGS104	1/10/2011	0.0686	0.0617

C-E STRATEGY: MASTER INCOME PORTFOLIO, SERIES 25 VEOT 1034	27-3449953	92121F404	92121F412	92121F420	92121F438		MSTR25	4/10/2011	0.0716	0.0193
C-E STRATEGY: MASTER INCOME PORTFOLIO, SERIES 25 VEOT 1034	27-3449953	92121F404	92121F412	92121F420	92121F438		MSTR25	5/10/2011	0.0624	0.0168
C-E STRATEGY: MASTER INCOME PORTFOLIO, SERIES 25 VEOT 1034	27-3449953	92121F404	92121F412	92121F420	92121F438		MSTR25	6/10/2011	0.0534	0.0144
C-E STRATEGY: MASTER INCOME PORTFOLIO, SERIES 25 VEOT 1034	27-3449953	92121F404	92121F412	92121F420	92121F438		MSTR25	7/10/2011	0.0723	0.0194
C-E STRATEGY: MASTER INCOME PORTFOLIO, SERIES 25 VEOT 1034	27-3449953	92121F404	92121F412	92121F420	92121F438		MSTR25	8/10/2011	0.0629	0.0169
C-E STRATEGY: MASTER INCOME PORTFOLIO, SERIES 25 VEOT 1034	27-3449953	92121F404	92121F412	92121F420	92121F438		MSTR25	9/10/2011	0.0540	0.0145
C-E STRATEGY: MASTER INCOME PORTFOLIO, SERIES 25 VEOT 1034	27-3449953	92121F404	92121F412	92121F420	92121F438		MSTR25	10/10/2011	0.0728	0.0196
C-E STRATEGY: MASTER INCOME PORTFOLIO, SERIES 25 VEOT 1034	27-3449953	92121F404	92121F412	92121F420	92121F438		MSTR25	11/10/2011	0.0631	0.0170
C-E STRATEGY: MASTER INCOME PORTFOLIO, SERIES 25 VEOT 1034	27-3449953	92121F404	92121F412	92121F420	92121F438		MSTR25	12/10/2011	0.0561	0.0151
CENTRAL EQUITY TRUST DIVERSIFIED INCOME SERIES 37 VEOT 1035	27-3676340	92121F487	92121F495				CETD37	12/19/2011	0.0362	0.0019
EMERGING MARKETS PORTFOLIO 2010-4 VEOT 1039	27-3684336	92121F628	92121F636	92121F644	92121F651		VKEM104	6/10/2011	0.3683	0.3683
EMERGING MARKETS PORTFOLIO 2010-4 VEOT 1039	27-3684336	92121F628	92121F636	92121F644	92121F651		VKEM104	10/10/2011	0.0604	0.0604
ECONOMIC EXPANSION PORTFOLIO, SERIES 2 VEOT 1040	27-3684393	92121F669	92121F677	92121F685	92121F693		ECON2	1/10/2011	0.1264	0.0400
ECONOMIC EXPANSION PORTFOLIO, SERIES 2 VEOT 1040	27-3684393	92121F669	92121F677	92121F685	92121F693		ECON2	2/10/2011	0.0318	0.0100
ECONOMIC EXPANSION PORTFOLIO, SERIES 2 VEOT 1040	27-3684393	92121F669	92121F677	92121F685	92121F693		ECON2	3/10/2011	0.0109	0.0109
ECONOMIC EXPANSION PORTFOLIO, SERIES 2 VEOT 1040	27-3684393	92121F669	92121F677	92121F685	92121F693		ECON2	3/10/2011	0.0362	0.0114
ECONOMIC EXPANSION PORTFOLIO, SERIES 2 VEOT 1040	27-3684393	92121F669	92121F677	92121F685	92121F693		ECON2	4/10/2011	0.0751	0.0237
ECONOMIC EXPANSION PORTFOLIO, SERIES 2 VEOT 1040	27-3684393	92121F669	92121F677	92121F685	92121F693		ECON2	5/10/2011	0.0373	0.0118
ECONOMIC EXPANSION PORTFOLIO, SERIES 2 VEOT 1040	27-3684393	92121F669	92121F677	92121F685	92121F693		ECON2	6/10/2011	0.0366	0.0116
ECONOMIC EXPANSION PORTFOLIO, SERIES 2 VEOT 1040	27-3684393	92121F669	92121F677	92121F685	92121F693		ECON2	7/10/2011	0.0848	0.0268
ECONOMIC EXPANSION PORTFOLIO, SERIES 2 VEOT 1040	27-3684393	92121F669	92121F677	92121F685	92121F693		ECON2	8/10/2011	0.0373	0.0118
ECONOMIC EXPANSION PORTFOLIO, SERIES 2 VEOT 1040	27-3684393	92121F669	92121F677	92121F685	92121F693		ECON2	9/10/2011	0.0342	0.0108
ECONOMIC EXPANSION PORTFOLIO, SERIES 2 VEOT 1040	27-3684393	92121F669	92121F677	92121F685	92121F693		ECON2	10/10/2011	0.0870	0.0275
ECONOMIC EXPANSION PORTFOLIO, SERIES 2 VEOT 1040	27-3684393	92121F669	92121F677	92121F685	92121F693		ECON2	11/10/2011	0.0363	0.0115
ECONOMIC EXPANSION PORTFOLIO, SERIES 2 VEOT 1040	27-3684393	92121F669	92121F677	92121F685	92121F693		ECON2	12/10/2011	0.0366	0.0116
TURNAROUND STRATEGY PORTFOLIO 2010A VEOT 1041	27-3649638	92121F701	92121F719	92121F727	92121F735		TURNA10	5/10/2011	0.2827	0.2566
TURNAROUND STRATEGY PORTFOLIO 2010A VEOT 1041	27-3649638	92121F701	92121F719	92121F727	92121F735		TURNA10	10/10/2011	0.5278	0.4792
SELECT S&P GREATER CHINA PICKS PORTFOLIO SERIES 20 VEOT 1045	27-3739617	92121F743	92121F750	92121F768	92121F776		CHNA20	2/10/2011	0.0144	0.0004
SELECT S&P GREATER CHINA PICKS PORTFOLIO SERIES 20 VEOT 1045	27-3739617	92121F743	92121F750	92121F768	92121F776		CHNA20	12/19/2011	0.0539	0.0014
PREFERRED OPPORTUNITY PORTFOLIO, SERIES 12 VEOT 1047	27-3739959	92121G105	92121G113	92121G121	92121G139		PFOP12	1/10/2011	0.0896	0.0054
PREFERRED OPPORTUNITY PORTFOLIO, SERIES 12 VEOT 1047	27-3739959	92121G105	92121G113	92121G121	92121G139		PFOP12	2/10/2011	0.0527	0.0031
PREFERRED OPPORTUNITY PORTFOLIO, SERIES 12 VEOT 1047	27-3739959	92121G105	92121G113	92121G121	92121G139		PFOP12	3/10/2011	0.0527	0.0031
PREFERRED OPPORTUNITY PORTFOLIO, SERIES 12 VEOT 1047	27-3739959	92121G105	92121G113	92121G121	92121G139		PFOP12	4/10/2011	0.0514	0.0031
PREFERRED OPPORTUNITY PORTFOLIO, SERIES 12 VEOT 1047	27-3739959	92121G105	92121G113	92121G121	92121G139		PFOP12	5/10/2011	0.0514	0.0031
PREFERRED OPPORTUNITY PORTFOLIO, SERIES 12 VEOT 1047	27-3739959	92121G105	92121G113	92121G121	92121G139		PFOP12	6/10/2011	0.0514	0.0031
PREFERRED OPPORTUNITY PORTFOLIO, SERIES 12 VEOT 1047	27-3739959	92121G105	92121G113	92121G121	92121G139		PFOP12	7/10/2011	0.0500	0.0030
PREFERRED OPPORTUNITY PORTFOLIO, SERIES 12 VEOT 1047	27-3739959	92121G105	92121G113	92121G121	92121G139		PFOP12	8/10/2011	0.0500	0.0030
PREFERRED OPPORTUNITY PORTFOLIO, SERIES 12 VEOT 1047	27-3739959	92121G105	92121G113	92121G121	92121G139		PFOP12	8/10/2011	0.3350	0.3350
PREFERRED OPPORTUNITY PORTFOLIO, SERIES 12 VEOT 1047	27-3739959	92121G105	92121G113	92121G121	92121G139		PFOP12	9/10/2011	0.0500	0.0030
PREFERRED OPPORTUNITY PORTFOLIO, SERIES 12 VEOT 1047	27-3739959	92121G105	92121G113	92121G121	92121G139		PFOP12	9/10/2011	0.0956	0.0956
PREFERRED OPPORTUNITY PORTFOLIO, SERIES 12 VEOT 1047	27-3739959	92121G105	92121G113	92121G121	92121G139		PFOP12	10/10/2011	0.0490	0.0029
PREFERRED OPPORTUNITY PORTFOLIO, SERIES 12 VEOT 1047	27-3739959	92121G105	92121G113	92121G121	92121G139		PFOP12	11/10/2011	0.0490	0.0029
PREFERRED OPPORTUNITY PORTFOLIO, SERIES 12 VEOT 1047	27-3739959	92121G105	92121G113	92121G121	92121G139		PFOP12	12/10/2011	0.0490	0.0029
PREFERRED OPPORTUNITY PORTFOLIO, SERIES 12 VEOT 1047	27-3739959	92121G105	92121G113	92121G121	92121G139		PFOP12	12/10/2011	0.2142	0.2142
SMALL CAP STRATEGY PORTFOLIO 2011-1 VEOT 1048	27-3740309	92121G188	92121G196	92121G204	92121G212		SCAP111	3/10/2011	0.2165	0.1713
SMALL CAP STRATEGY PORTFOLIO 2011-1 VEOT 1048	27-3740309	92121G188	92121G196	92121G204	92121G212		SCAP111	5/10/2011	0.1782	0.1409
SMALL CAP STRATEGY PORTFOLIO 2011-1 VEOT 1048	27-3740309	92121G188	92121G196	92121G204	92121G212		SCAP111	10/10/2011	0.3256	0.2575
THE DOW JONES SELECT MICROCAP ENHANCED IDX STRAT PORT 2011-1 VEOT 1048	27-3740671	92121G220	92121G238	92121G246	92121G253		MCRO111	3/10/2011	0.2265	0.2265
THE DOW JONES SELECT MICROCAP ENHANCED IDX STRAT PORT 2011-1 VEOT 1048	27-3740671	92121G220	92121G238	92121G246	92121G253		MCRO111	6/10/2011	0.2739	0.2739
SMID STRATEGY PORTFOLIO 2011-1 VEOT 1048	27-3740790	92121G261	92121G279	92121G287	92121G295		SMID111	3/10/2011	0.1457	0.0803
PREFERRED SECURITIES PORTFOLIO, SERIES 30 VEOT 1051	27-3915230	92121G386	92121G394	92121G402	92121G410		PRFD30	8/10/2011	0.3336	0.3218
PREFERRED SECURITIES PORTFOLIO, SERIES 30 VEOT 1051	27-3915230	92121G386	92121G394	92121G402	92121G410		PRFD30	9/10/2011	0.0946	0.0913
PREFERRED SECURITIES PORTFOLIO, SERIES 30 VEOT 1051	27-3915230	92121G386	92121G394	92121G402	92121G410		PRFD30	12/10/2011	0.2092	0.2017
CONSERVATIVE INCOME ALLOCATION PORTFOLIO, SERIES 6 VEOT 1052	27-3915304	92121G428	92121G436	92121G444	92121G451		CIAP6	1/10/2011	0.0577	0.0047
CONSERVATIVE INCOME ALLOCATION PORTFOLIO, SERIES 6 VEOT 1052	27-3915304	92121G428	92121G436	92121G444	92121G451		CIAP6	2/10/2011	0.0294	0.0024
CONSERVATIVE INCOME ALLOCATION PORTFOLIO, SERIES 6 VEOT 1052	27-3915304	92121G428	92121G436	92121G444	92121G451		CIAP6	3/10/2011	0.0364	0.0030
CONSERVATIVE INCOME ALLOCATION PORTFOLIO, SERIES 6 VEOT 1052	27-3915304	92121G428	92121G436	92121G444	92121G451		CIAP6	4/10/2011	0.0508	0.0041
CONSERVATIVE INCOME ALLOCATION PORTFOLIO, SERIES 6 VEOT 1052	27-3915304	92121G428	92121G436	92121G444	92121G451		CIAP6	5/10/2011	0.0376	0.0031
CONSERVATIVE INCOME ALLOCATION PORTFOLIO, SERIES 6 VEOT 1052	27-3915304	92121G428	92121G436	92121G444	92121G451		CIAP6	6/10/2011	0.0311	0.0025
CONSERVATIVE INCOME ALLOCATION PORTFOLIO, SERIES 6 VEOT 1052	27-3915304	92121G428	92121G436	92121G444	92121G451		CIAP6	7/10/2011	0.0500	0.0041
CONSERVATIVE INCOME ALLOCATION PORTFOLIO, SERIES 6 VEOT 1052	27-3915304	92121G428	92121G436	92121G444	92121G451		CIAP6	8/10/2011	0.0415	0.0034

CONSERVATIVE INCOME ALLOCATION PORTFOLIO, SERIES 6 VEOT 1052	27-3915304	92121G428	92121G436	92121G444	92121G451	CIAP6	9/10/2011	0.0331	0.0027
CONSERVATIVE INCOME ALLOCATION PORTFOLIO, SERIES 6 VEOT 1052	27-3915304	92121G428	92121G436	92121G444	92121G451	CIAP6	10/10/2011	0.0465	0.0038
CONSERVATIVE INCOME ALLOCATION PORTFOLIO, SERIES 6 VEOT 1052	27-3915304	92121G428	92121G436	92121G444	92121G451	CIAP6	11/10/2011	0.0349	0.0028
CONSERVATIVE INCOME ALLOCATION PORTFOLIO, SERIES 6 VEOT 1052	27-3915304	92121G428	92121G436	92121G444	92121G451	CIAP6	12/10/2011	0.0367	0.0030
CONSERVATIVE INCOME ALLOCATION PORTFOLIO, SERIES 6 VEOT 1052	27-3915304	92121G428	92121G436	92121G444	92121G451	CIAP6	12/31/2011	0.0169	0.0014
ENHANCED SECTOR STRATEGY SECTOR ROTATION PORTFOLIO 2011-1 VEOT 1053	27-3915349	92121G469	92121G477	92121G485	92121G493	ESRO111	10/10/2011	0.3210	0.3110
THE DOW JONES TOTAL MARKET PORT ENHANCED INDEX STRATEGY 2011-1 VEOT 1053	27-3915402	92121G501	92121G519	92121G527	92121G535	ESTM111	4/10/2011	0.0686	0.0258
THE DOW JONES TOTAL MARKET PORT ENHANCED INDEX STRATEGY 2011-1 VEOT 1053	27-3915402	92121G501	92121G519	92121G527	92121G535	ESTM111	10/10/2011	0.1056	0.0398
THE DOW JONES TOTAL MARKET PORT ENHANCED INDEX STRATEGY 2011-1 VEOT 1053	27-3915402	92121G501	92121G519	92121G527	92121G535	ESTM111	11/10/2011	0.0854	0.0322
THE DOW JONES TOTAL MARKET PORT ENHANCED INDEX STRATEGY 2011-1 VEOT 1053	27-3915402	92121G501	92121G519	92121G527	92121G535	ESTM111	12/10/2011	0.0856	0.0322
ETF ALLOCATION PORTFOLIO, SERIES 5 VEOT 1054	27-3915437	92121G543	92121G550	92121G568	92121G576	ETFA5	4/10/2011	0.1392	0.0768
ETF ALLOCATION PORTFOLIO, SERIES 5 VEOT 1054	27-3915437	92121G543	92121G550	92121G568	92121G576	ETFA5	7/10/2011	0.0543	0.0299
ETF ALLOCATION PORTFOLIO, SERIES 5 VEOT 1054	27-3915437	92121G543	92121G550	92121G568	92121G576	ETFA5	10/10/2011	0.0433	0.0239
ETF DIVERSIFIED GROWTH PORTFOLIO, SERIES 3 VEOT 1054	27-3915514	92121G626	92121G634	92121G642	92121G659	ETFG3	4/10/2011	0.1112	0.0359
ETF DIVERSIFIED GROWTH PORTFOLIO, SERIES 3 VEOT 1054	27-3915514	92121G626	92121G634	92121G642	92121G659	ETFG3	7/10/2011	0.0183	0.0059
ETF DIVERSIFIED GROWTH PORTFOLIO, SERIES 3 VEOT 1054	27-3915514	92121G626	92121G634	92121G642	92121G659	ETFG3	10/10/2011	0.0250	0.0081
GLOBAL ALTERNATIVE ENERGY PORTFOLIO 2011-1 VEOT 1055	27-3942123	92121G667	92121G675	92121G683	92121G691	ALEN111	10/10/2011	0.0514	0.0417
BRIC OPPORTUNITY PORTFOLIO 2011-1 VEOT 1055	27-3942175	92121G709	92121G717	92121G725	92121G733	BRIC111	7/10/2011	0.0603	0.0080
BRIC OPPORTUNITY PORTFOLIO 2011-1 VEOT 1055	27-3942175	92121G709	92121G717	92121G725	92121G733	BRIC111	10/10/2011	0.1100	0.0145
GREAT INTERNATIONAL FRANCHISE PORTFOLIO, SERIES 42 VEOT 1057	27-3942369	92121G782	92121G790	92121G808	92121G816	GIFT42	12/19/2011	0.0670	0.0126
MULTI-STRATEGY SERIES: EAFE, EDVY 2011-1 VEOT 1059	27-4188804	92121H343	92121H350	92121H368	92121H376	MEAD111	5/10/2011	0.0434	0.0005
MULTI-STRATEGY SERIES: EAFE, EDVY 2011-1 VEOT 1059	27-4188804	92121H343	92121H350	92121H368	92121H376	MEAD111	8/10/2011	0.1275	0.0015
MULTI-STRATEGY SERIES: EAFE, EDVY 2011-1 VEOT 1059	27-4188804	92121H343	92121H350	92121H368	92121H376	MEAD111	11/10/2011	0.0788	0.0009
MULTI-STRATEGY SERIES: EAFE, EDVY 2011-1 VEOT 1059	27-4188804	92121H343	92121H350	92121H368	92121H376	MEAD111	12/19/2011	0.0027	0.0000
MULTI-STRATEGY SERIES: EAFE, EDVY 2011-1 VEOT 1059	27-4188804	92121H343	92121H350	92121H368	92121H376	MEAD111	12/31/2011	0.0100	0.0001
C-E STRATEGY: VALUE EQUITY AND INCOME PORTFOLIO 2011-1 VEOT 1060	27-4188890	92121H426	92121H434	92121H442	92121H459	CSVP111	2/10/2011	0.0375	0.0094
C-E STRATEGY: VALUE EQUITY AND INCOME PORTFOLIO 2011-1 VEOT 1060	27-4188890	92121H426	92121H434	92121H442	92121H459	CSVP111	3/10/2011	0.0493	0.0124
C-E STRATEGY: VALUE EQUITY AND INCOME PORTFOLIO 2011-1 VEOT 1060	27-4188890	92121H426	92121H434	92121H442	92121H459	CSVP111	4/10/2011	0.0898	0.0225
C-E STRATEGY: VALUE EQUITY AND INCOME PORTFOLIO 2011-1 VEOT 1060	27-4188890	92121H426	92121H434	92121H442	92121H459	CSVP111	5/10/2011	0.0584	0.0146
C-E STRATEGY: VALUE EQUITY AND INCOME PORTFOLIO 2011-1 VEOT 1060	27-4188890	92121H426	92121H434	92121H442	92121H459	CSVP111	6/10/2011	0.0492	0.0123
C-E STRATEGY: VALUE EQUITY AND INCOME PORTFOLIO 2011-1 VEOT 1060	27-4188890	92121H426	92121H434	92121H442	92121H459	CSVP111	7/10/2011	0.0885	0.0222
C-E STRATEGY: VALUE EQUITY AND INCOME PORTFOLIO 2011-1 VEOT 1060	27-4188890	92121H426	92121H434	92121H442	92121H459	CSVP111	8/10/2011	0.0602	0.0151
C-E STRATEGY: VALUE EQUITY AND INCOME PORTFOLIO 2011-1 VEOT 1060	27-4188890	92121H426	92121H434	92121H442	92121H459	CSVP111	9/10/2011	0.0495	0.0124
C-E STRATEGY: VALUE EQUITY AND INCOME PORTFOLIO 2011-1 VEOT 1060	27-4188890	92121H426	92121H434	92121H442	92121H459	CSVP111	10/10/2011	0.0896	0.0225
C-E STRATEGY: VALUE EQUITY AND INCOME PORTFOLIO 2011-1 VEOT 1060	27-4188890	92121H426	92121H434	92121H442	92121H459	CSVP111	11/10/2011	0.0598	0.0150
C-E STRATEGY: VALUE EQUITY AND INCOME PORTFOLIO 2011-1 VEOT 1060	27-4188890	92121H426	92121H434	92121H442	92121H459	CSVP111	12/10/2011	0.0490	0.0123
C-E STRATEGY: VALUE EQUITY AND INCOME PORTFOLIO 2011-1 VEOT 1060	27-4188890	92121H426	92121H434	92121H442	92121H459	CSVP111	12/19/2011	0.0078	0.0020
C-E STRATEGY: VALUE EQUITY AND INCOME PORTFOLIO 2011-1 VEOT 1060	27-4188890	92121H426	92121H434	92121H442	92121H459	CSVP111	12/31/2011	0.0570	0.0143
C-E STRATEGY: COVERED CALL INCOME PORTFOLIO 2011-1 VEOT 1060	27-4189000	92121H467	92121H475	92121H483	92121H491	CSCC111	5/10/2011	0.2671	0.2068
C-E STRATEGY: COVERED CALL INCOME PORTFOLIO 2011-1 VEOT 1060	27-4189000	92121H467	92121H475	92121H483	92121H491	CSCC111	8/10/2011	0.2407	0.1864
C-E STRATEGY: COVERED CALL INCOME PORTFOLIO 2011-1 VEOT 1060	27-4189000	92121H467	92121H475	92121H483	92121H491	CSCC111	11/10/2011	0.2401	0.1859
C-E STRATEGY: COVERED CALL INCOME PORTFOLIO 2011-1 VEOT 1060	27-4189000	92121H467	92121H475	92121H483	92121H491	CSCC111	12/19/2011	0.0485	0.0375
C-E STRATEGY: COVERED CALL INCOME PORTFOLIO 2011-1 VEOT 1060	27-4189000	92121H467	92121H475	92121H483	92121H491	CSCC111	12/31/2011	0.0479	0.0371
ENHANCED INDEX STRATEGIES PORTFOLIO 2011-1 VEOT 1061	27-4188411	92121H509	92121H517	92121H525	92121H533	ENDX111	10/10/2011	0.0488	0.0484
MULTI-STRATEGY SERIES: CORE EQUITY ALLOCATION PORTFOLIO 2011-1 VEOT 1061	27-4189138	92121H665	92121H673	92121H681	92121H699	CORE111	8/10/2011	0.0410	0.0060
MULTI-STRATEGY SERIES: CORE EQUITY ALLOCATION PORTFOLIO 2011-1 VEOT 1061	27-4189138	92121H665	92121H673	92121H681	92121H699	CORE111	11/10/2011	0.0303	0.0044
MULTI-STRATEGY SERIES: CORE EQUITY ALLOCATION PORTFOLIO 2011-1 VEOT 1061	27-4189138	92121H665	92121H673	92121H681	92121H699	CORE111	12/19/2011	0.0100	0.0045
MULTI-STRATEGY SERIES: CORE EQUITY ALLOCATION PORTFOLIO 2011-1 VEOT 1061	27-4189138	92121H665	92121H673	92121H681	92121H699	CORE111	12/19/2011	0.0110	0.0016
MULTI-STRATEGY SERIES: CORE EQUITY ALLOCATION PORTFOLIO 2011-1 VEOT 1061	27-4189138	92121H665	92121H673	92121H681	92121H699	CORE111	12/31/2011	0.0100	0.0015
S&P POWERPICKS PORTFOLIO 2011-1 VEOT 1063	27-4189383	92121H723	92121H731	92121H749	92121H756	PICK111	5/10/2011	0.0201	0.0066
S&P POWERPICKS PORTFOLIO 2011-1 VEOT 1063	27-4189383	92121H723	92121H731	92121H749	92121H756	PICK111	8/10/2011	0.0232	0.0076
S&P POWERPICKS PORTFOLIO 2011-1 VEOT 1063	27-4189383	92121H723	92121H731	92121H749	92121H756	PICK111	11/10/2011	0.0257	0.0085
C-E STRATEGY: GLOBAL INCOME PORTFOLIO, SERIES 5 VEOT 1064	27-4189461	92121H806	92121H814	92121H822	92121H830	GLIN5	2/10/2011	0.0230	0.0016
C-E STRATEGY: GLOBAL INCOME PORTFOLIO, SERIES 5 VEOT 1064	27-4189461	92121H806	92121H814	92121H822	92121H830	GLIN5	3/10/2011	0.0348	0.0024
C-E STRATEGY: GLOBAL INCOME PORTFOLIO, SERIES 5 VEOT 1064	27-4189461	92121H806	92121H814	92121H822	92121H830	GLIN5	4/10/2011	0.0812	0.0055
C-E STRATEGY: GLOBAL INCOME PORTFOLIO, SERIES 5 VEOT 1064	27-4189461	92121H806	92121H814	92121H822	92121H830	GLIN5	5/10/2011	0.0574	0.0039
C-E STRATEGY: GLOBAL INCOME PORTFOLIO, SERIES 5 VEOT 1064	27-4189461	92121H806	92121H814	92121H822	92121H830	GLIN5	6/10/2011	0.0212	0.0014
C-E STRATEGY: GLOBAL INCOME PORTFOLIO, SERIES 5 VEOT 1064	27-4189461	92121H806	92121H814	92121H822	92121H830	GLIN5	7/10/2011	0.0820	0.0056

C-E STRATEGY:GLOBAL INCOME PORTFOLIO, SERIES 5 VEOT 1064	27-4189461	92121H806	92121H814	92121H822	92121H830		GLIN5	8/10/2011	0.0581	0.0040
C-E STRATEGY:GLOBAL INCOME PORTFOLIO, SERIES 5 VEOT 1064	27-4189461	92121H806	92121H814	92121H822	92121H830		GLIN5	9/10/2011	0.0364	0.0025
C-E STRATEGY:GLOBAL INCOME PORTFOLIO, SERIES 5 VEOT 1064	27-4189461	92121H806	92121H814	92121H822	92121H830		GLIN5	10/10/2011	0.0815	0.0056
C-E STRATEGY:GLOBAL INCOME PORTFOLIO, SERIES 5 VEOT 1064	27-4189461	92121H806	92121H814	92121H822	92121H830		GLIN5	11/10/2011	0.0570	0.0039
C-E STRATEGY:GLOBAL INCOME PORTFOLIO, SERIES 5 VEOT 1064	27-4189461	92121H806	92121H814	92121H822	92121H830		GLIN5	12/10/2011	0.0360	0.0025
C-E STRATEGY:GLOBAL INCOME PORTFOLIO, SERIES 5 VEOT 1064	27-4189461	92121H806	92121H814	92121H822	92121H830		GLIN5	12/19/2011	0.0166	0.0011
C-E STRATEGY:GLOBAL INCOME PORTFOLIO, SERIES 5 VEOT 1064	27-4189461	92121H806	92121H814	92121H822	92121H830		GLIN5	12/31/2011	0.0548	0.0037
C-E STRATEGY: MASTER INCOME PORTFOLIO, SERIES 26 VEOT 1065	27-4189618	92121H848	92121H855	92121H863	92121H871		MSTR26	2/10/2011	0.0214	0.0045
C-E STRATEGY: MASTER INCOME PORTFOLIO, SERIES 26 VEOT 1065	27-4189618	92121H848	92121H855	92121H863	92121H871		MSTR26	3/10/2011	0.0559	0.0117
C-E STRATEGY: MASTER INCOME PORTFOLIO, SERIES 26 VEOT 1065	27-4189618	92121H848	92121H855	92121H863	92121H871		MSTR26	4/10/2011	0.0734	0.0153
C-E STRATEGY: MASTER INCOME PORTFOLIO, SERIES 26 VEOT 1065	27-4189618	92121H848	92121H855	92121H863	92121H871		MSTR26	5/10/2011	0.0614	0.0128
C-E STRATEGY: MASTER INCOME PORTFOLIO, SERIES 26 VEOT 1065	27-4189618	92121H848	92121H855	92121H863	92121H871		MSTR26	6/10/2011	0.0546	0.0114
C-E STRATEGY: MASTER INCOME PORTFOLIO, SERIES 26 VEOT 1065	27-4189618	92121H848	92121H855	92121H863	92121H871		MSTR26	7/10/2011	0.0758	0.0158
C-E STRATEGY: MASTER INCOME PORTFOLIO, SERIES 26 VEOT 1065	27-4189618	92121H848	92121H855	92121H863	92121H871		MSTR26	8/10/2011	0.0622	0.0130
C-E STRATEGY: MASTER INCOME PORTFOLIO, SERIES 26 VEOT 1065	27-4189618	92121H848	92121H855	92121H863	92121H871		MSTR26	9/10/2011	0.0584	0.0122
C-E STRATEGY: MASTER INCOME PORTFOLIO, SERIES 26 VEOT 1065	27-4189618	92121H848	92121H855	92121H863	92121H871		MSTR26	10/10/2011	0.0760	0.0159
C-E STRATEGY: MASTER INCOME PORTFOLIO, SERIES 26 VEOT 1065	27-4189618	92121H848	92121H855	92121H863	92121H871		MSTR26	11/10/2011	0.0616	0.0129
C-E STRATEGY: MASTER INCOME PORTFOLIO, SERIES 26 VEOT 1065	27-4189618	92121H848	92121H855	92121H863	92121H871		MSTR26	12/10/2011	0.0604	0.0126
C-E STRATEGY: MASTER INCOME PORTFOLIO, SERIES 26 VEOT 1065	27-4189618	92121H848	92121H855	92121H863	92121H871		MSTR26	12/31/2011	0.0179	0.0037
CENTRAL EQUITY TRUST, DIVERSIFIED INCOME SERIES 38 VEOT 1066	27-4189595	92121J141	92121J158				CETD38	12/19/2011	0.0247	0.0126
EMERGING MARKETS PORTFOLIO 2011-1 VEOT 1071	27-4189286	92121J323	92121J331	92121J349	92121J356		VKEM111	6/10/2011	0.3234	0.3234
EMERGING MARKETS PORTFOLIO 2011-1 VEOT 1071	27-4189286	92121J323	92121J331	92121J349	92121J356		VKEM111	10/10/2011	0.0811	0.0811
ECONOMIC EXPANSION PORTFOLIO, SERIES 3 VEOT 1072	27-4189082	92121J364	92121J372	92121J380	92121J398		ECON3	3/10/2011	0.0216	0.0039
ECONOMIC EXPANSION PORTFOLIO, SERIES 3 VEOT 1072	27-4189082	92121J364	92121J372	92121J380	92121J398		ECON3	4/10/2011	0.0907	0.0164
ECONOMIC EXPANSION PORTFOLIO, SERIES 3 VEOT 1072	27-4189082	92121J364	92121J372	92121J380	92121J398		ECON3	5/10/2011	0.0322	0.0058
ECONOMIC EXPANSION PORTFOLIO, SERIES 3 VEOT 1072	27-4189082	92121J364	92121J372	92121J380	92121J398		ECON3	6/10/2011	0.0210	0.0038
ECONOMIC EXPANSION PORTFOLIO, SERIES 3 VEOT 1072	27-4189082	92121J364	92121J372	92121J380	92121J398		ECON3	7/10/2011	0.0985	0.0178
ECONOMIC EXPANSION PORTFOLIO, SERIES 3 VEOT 1072	27-4189082	92121J364	92121J372	92121J380	92121J398		ECON3	8/10/2011	0.0328	0.0059
ECONOMIC EXPANSION PORTFOLIO, SERIES 3 VEOT 1072	27-4189082	92121J364	92121J372	92121J380	92121J398		ECON3	9/10/2011	0.0179	0.0032
ECONOMIC EXPANSION PORTFOLIO, SERIES 3 VEOT 1072	27-4189082	92121J364	92121J372	92121J380	92121J398		ECON3	10/10/2011	0.1039	0.0187
ECONOMIC EXPANSION PORTFOLIO, SERIES 3 VEOT 1072	27-4189082	92121J364	92121J372	92121J380	92121J398		ECON3	11/10/2011	0.0297	0.0054
ECONOMIC EXPANSION PORTFOLIO, SERIES 3 VEOT 1072	27-4189082	92121J364	92121J372	92121J380	92121J398		ECON3	12/10/2011	0.0204	0.0037
ECONOMIC EXPANSION PORTFOLIO, SERIES 3 VEOT 1072	27-4189082	92121J364	92121J372	92121J380	92121J398		ECON3	12/31/2011	0.0551	0.0100
C-E STRATEGY: DIVERSIFIED CREDIT OPPORTUNITIES PORTFOLIO, SERIES 1 VEOT 1064	27-4195676	92121J406	92121J414	92121J422	92121J430		CRED1	2/10/2011	0.0130	0.0003
C-E STRATEGY: DIVERSIFIED CREDIT OPPORTUNITIES PORTFOLIO, SERIES 1 VEOT 1064	27-4195676	92121J406	92121J414	92121J422	92121J430		CRED1	3/10/2011	0.0433	0.0010
C-E STRATEGY: DIVERSIFIED CREDIT OPPORTUNITIES PORTFOLIO, SERIES 1 VEOT 1064	27-4195676	92121J406	92121J414	92121J422	92121J430		CRED1	4/10/2011	0.0613	0.0014
C-E STRATEGY: DIVERSIFIED CREDIT OPPORTUNITIES PORTFOLIO, SERIES 1 VEOT 1064	27-4195676	92121J406	92121J414	92121J422	92121J430		CRED1	5/10/2011	0.0618	0.0014
C-E STRATEGY: DIVERSIFIED CREDIT OPPORTUNITIES PORTFOLIO, SERIES 1 VEOT 1064	27-4195676	92121J406	92121J414	92121J422	92121J430		CRED1	6/10/2011	0.0425	0.0010
C-E STRATEGY: DIVERSIFIED CREDIT OPPORTUNITIES PORTFOLIO, SERIES 1 VEOT 1064	27-4195676	92121J406	92121J414	92121J422	92121J430		CRED1	7/10/2011	0.0625	0.0014
C-E STRATEGY: DIVERSIFIED CREDIT OPPORTUNITIES PORTFOLIO, SERIES 1 VEOT 1064	27-4195676	92121J406	92121J414	92121J422	92121J430		CRED1	8/10/2011	0.0656	0.0015
C-E STRATEGY: DIVERSIFIED CREDIT OPPORTUNITIES PORTFOLIO, SERIES 1 VEOT 1064	27-4195676	92121J406	92121J414	92121J422	92121J430		CRED1	9/10/2011	0.0485	0.0011
C-E STRATEGY: DIVERSIFIED CREDIT OPPORTUNITIES PORTFOLIO, SERIES 1 VEOT 1064	27-4195676	92121J406	92121J414	92121J422	92121J430		CRED1	10/10/2011	0.0606	0.0014
C-E STRATEGY: DIVERSIFIED CREDIT OPPORTUNITIES PORTFOLIO, SERIES 1 VEOT 1064	27-4195676	92121J406	92121J414	92121J422	92121J430		CRED1	11/10/2011	0.0665	0.0015
C-E STRATEGY: DIVERSIFIED CREDIT OPPORTUNITIES PORTFOLIO, SERIES 1 VEOT 1064	27-4195676	92121J406	92121J414	92121J422	92121J430		CRED1	12/10/2011	0.0487	0.0011
C-E STRATEGY: DIVERSIFIED CREDIT OPPORTUNITIES PORTFOLIO, SERIES 1 VEOT 1064	27-4195676	92121J406	92121J414	92121J422	92121J430		CRED1	12/19/2011	0.0141	0.0003
C-E STRATEGY: DIVERSIFIED CREDIT OPPORTUNITIES PORTFOLIO, SERIES 1 VEOT 1064	27-4195676	92121J406	92121J414	92121J422	92121J430		CRED1	12/31/2011	0.0760	0.0017
ENERGY PORTFOLIO SERIES 37 VEOT 1076	27-4572157	92121J448	92121J455	92121J463	92121J471		ENGY37	6/10/2011	0.0347	0.0018
ENERGY PORTFOLIO SERIES 37 VEOT 1076	27-4572157	92121J448	92121J455	92121J463	92121J471		ENGY37	9/10/2011	0.0427	0.0022
ENERGY PORTFOLIO SERIES 37 VEOT 1076	27-4572157	92121J448	92121J455	92121J463	92121J471		ENGY37	12/10/2011	0.0365	0.0019
DIVERSIFIED HEALTHCARE PORTFOLIO SERIES 54 VEOT 1076	27-4572299	92121J489	92121J497	92121J505	92121J513		HCRX54	12/10/2011	0.2614	0.1802
FINANCIAL INSTITUTIONS PORTFOLIO SERIES 49 VEOT 1076	27-4572478	92121J521	92121J539	92121J547	92121J554		FITT49	6/10/2011	0.0236	0.0022
FINANCIAL INSTITUTIONS PORTFOLIO SERIES 49 VEOT 1076	27-4572478	92121J521	92121J539	92121J547	92121J554		FITT49	12/10/2011	0.0344	0.0032
FINANCIAL INSTITUTIONS PORTFOLIO SERIES 49 VEOT 1076	27-4572478	92121J521	92121J539	92121J547	92121J554		FITT49	12/19/2011	0.0100	0.0100
FINANCIAL INSTITUTIONS PORTFOLIO SERIES 49 VEOT 1076	27-4572478	92121J521	92121J539	92121J547	92121J554		FITT49	12/19/2011	0.0146	0.0013
REIT INCOME PORTFOLIO 2011-1 VEOT 1076	27-4572644	92121J562	92121J570	92121J588	92121J596		VCSR111	3/10/2011	0.0224	0.0121
REIT INCOME PORTFOLIO 2011-1 VEOT 1076	27-4572644	92121J562	92121J570	92121J588	92121J596		VCSR111	4/10/2011	0.0209	0.0113
REIT INCOME PORTFOLIO 2011-1 VEOT 1076	27-4572644	92121J562	92121J570	92121J588	92121J596		VCSR111	5/10/2011	0.0209	0.0113
REIT INCOME PORTFOLIO 2011-1 VEOT 1076	27-4572644	92121J562	92121J570	92121J588	92121J596		VCSR111	6/10/2011	0.0209	0.0113
REIT INCOME PORTFOLIO 2011-1 VEOT 1076	27-4572644	92121J562	92121J570	92121J588	92121J596		VCSR111	7/10/2011	0.0235	0.0127
REIT INCOME PORTFOLIO 2011-1 VEOT 1076	27-4572644	92121J562	92121J570	92121J588	92121J596		VCSR111	8/10/2011	0.0235	0.0127
REIT INCOME PORTFOLIO 2011-1 VEOT 1076	27-4572644	92121J562	92121J570	92121J588	92121J596		VCSR111	9/10/2011	0.0235	0.0127
REIT INCOME PORTFOLIO 2011-1 VEOT 1076	27-4572644	92121J562	92121J570	92121J588	92121J596		VCSR111	10/10/2011	0.0233	0.0125
REIT INCOME PORTFOLIO 2011-1 VEOT 1076	27-4572644	92121J562	92121J570	92121J588	92121J596		VCSR111	11/10/2011	0.0233	0.0125

REIT INCOME PORTFOLIO 2011-1 VEOT 1076	27-4572644	92121J562	92121J570	92121J588	92121J596		VCSR111	12/10/2011	0.0233	0.0125
UTILITY INCOME PORTFOLIO SERIES 34 VEOT 1076	27-4572740	92121J604	92121J612	92121J620	92121J638		UTIL34	12/10/2011	0.4351	0.2840
SELECT S&P GREATER CHINA PICKS PORTFOLIO SERIES 21 VEOT 1078	27-4572335	92121J687	92121J695	92121J703	92121J711		CHNA21	6/10/2011	0.0690	0.0291
SELECT S&P GREATER CHINA PICKS PORTFOLIO SERIES 21 VEOT 1078	27-4572335	92121J687	92121J695	92121J703	92121J711		CHNA21	12/10/2011	0.0115	0.0049
PREFERRED OPPORTUNITY PORTFOLIO, SERIES 13 VEOT 1080	27-4572620	92121J802	92121J810	92121J828	92121J836		PFOP13	8/10/2011	0.3429	0.3397
PREFERRED OPPORTUNITY PORTFOLIO, SERIES 13 VEOT 1080	27-4572620	92121J802	92121J810	92121J828	92121J836		PFOP13	9/10/2011	0.1205	0.1194
PREFERRED OPPORTUNITY PORTFOLIO, SERIES 13 VEOT 1080	27-4572620	92121J802	92121J810	92121J828	92121J836		PFOP13	12/10/2011	0.1913	0.1895
MID CAP STRATEGY PORTFOLIO 2011-2 VEOT 1081	27-4572414	92121J844	92121J851	92121J869	92121J877		MCAP112	9/10/2011	0.0243	0.0243
SMALL CAP STRATEGY PORTFOLIO 2011-2 VEOT 1081	27-4572520	92121K106	92121K114	92121K122	92121K130		SCAP112	10/10/2011	0.2058	0.2058
SMALL CAP STRATEGY PORTFOLIO 2011-2 VEOT 1081	27-4572520	92121K106	92121K114	92121K122	92121K130		SCAP112	12/10/2011	0.3033	0.3033
THE DOW JONES SELECT MICROCAP ENHANCED INDEX STRATEGY PORTFOLIO 2011-2 VEOT 1081	27-4572685	92121K148	92121K155	92121K163	92121K171		MCRO112	12/19/2011	0.0019	0.0019
SMID STRATEGY PORTFOLIO 2011-2 VEOT 1081	27-4572764	92121K189	92121K197	92121K205	92121K213		SMID112	9/10/2011	0.0148	0.0148
SMID STRATEGY PORTFOLIO 2011-2 VEOT 1081	27-4572764	92121K189	92121K197	92121K205	92121K213		SMID112	12/10/2011	0.0145	0.0145
SMID STRATEGY PORTFOLIO 2011-2 VEOT 1081	27-4572764	92121K189	92121K197	92121K205	92121K213		SMID112	12/10/2011	0.1997	0.1997
GLOBAL EXPANSION & INFLATION DEFENSE PORTFOLIO, 2011 SERIES VEOT 1075	27-4572133	92121K221	92121K239	92121K247	92121K254		XPAN3	3/10/2011	0.0435	0.0120
GLOBAL EXPANSION & INFLATION DEFENSE PORTFOLIO, 2011 SERIES VEOT 1075	27-4572133	92121K221	92121K239	92121K247	92121K254		XPAN3	4/10/2011	0.0277	0.0077
GLOBAL EXPANSION & INFLATION DEFENSE PORTFOLIO, 2011 SERIES VEOT 1075	27-4572133	92121K221	92121K239	92121K247	92121K254		XPAN3	5/10/2011	0.0414	0.0115
GLOBAL EXPANSION & INFLATION DEFENSE PORTFOLIO, 2011 SERIES VEOT 1075	27-4572133	92121K221	92121K239	92121K247	92121K254		XPAN3	6/10/2011	0.0434	0.0120
GLOBAL EXPANSION & INFLATION DEFENSE PORTFOLIO, 2011 SERIES VEOT 1075	27-4572133	92121K221	92121K239	92121K247	92121K254		XPAN3	7/10/2011	0.0555	0.0154
GLOBAL EXPANSION & INFLATION DEFENSE PORTFOLIO, 2011 SERIES VEOT 1075	27-4572133	92121K221	92121K239	92121K247	92121K254		XPAN3	8/10/2011	0.0454	0.0126
GLOBAL EXPANSION & INFLATION DEFENSE PORTFOLIO, 2011 SERIES VEOT 1075	27-4572133	92121K221	92121K239	92121K247	92121K254		XPAN3	9/10/2011	0.0366	0.0101
GLOBAL EXPANSION & INFLATION DEFENSE PORTFOLIO, 2011 SERIES VEOT 1075	27-4572133	92121K221	92121K239	92121K247	92121K254		XPAN3	10/10/2011	0.0397	0.0110
GLOBAL EXPANSION & INFLATION DEFENSE PORTFOLIO, 2011 SERIES VEOT 1075	27-4572133	92121K221	92121K239	92121K247	92121K254		XPAN3	11/10/2011	0.0413	0.0115
GLOBAL EXPANSION & INFLATION DEFENSE PORTFOLIO, 2011 SERIES VEOT 1075	27-4572133	92121K221	92121K239	92121K247	92121K254		XPAN3	12/10/2011	0.0405	0.0112
GLOBAL EXPANSION & INFLATION DEFENSE PORTFOLIO, 2011 SERIES VEOT 1075	27-4572133	92121K221	92121K239	92121K247	92121K254		XPAN3	12/31/2011	0.0405	0.0112
GLOBAL INFRASTRUCTURE STRATEGY 2011-2 VEOT 1084	27-4877038	92121K346	92121K353	92121K361	92121K379		CSGI112	12/19/2011	0.0100	0.0069
GLOBAL AGRICULTURE PORTFOLIO 2011-2 VEOT 1084	27-4877679	92121K387	92121K395	92121K403	92121K411		AGRI112	12/19/2011	0.0029	0.0029
GLOBAL WATER PORTFOLIO 2011-2 VEOT 1084	27-4877859	92121K429	92121K437	92121K445	92121K452		GWTR112	11/10/2011	0.5489	0.3824
CONSERVATIVE INCOME ALLOCATION PORTFOLIO, SERIES 7 VEOT 1086	27-4878264	92121K544	92121K551	92121K569	92121K577		CIAP7	4/10/2011	0.0450	0.0022
CONSERVATIVE INCOME ALLOCATION PORTFOLIO, SERIES 7 VEOT 1086	27-4878264	92121K544	92121K551	92121K569	92121K577		CIAP7	5/10/2011	0.0383	0.0019
CONSERVATIVE INCOME ALLOCATION PORTFOLIO, SERIES 7 VEOT 1086	27-4878264	92121K544	92121K551	92121K569	92121K577		CIAP7	6/10/2011	0.0935	0.0045
CONSERVATIVE INCOME ALLOCATION PORTFOLIO, SERIES 7 VEOT 1086	27-4878264	92121K544	92121K551	92121K569	92121K577		CIAP7	8/10/2011	0.0397	0.0019
CONSERVATIVE INCOME ALLOCATION PORTFOLIO, SERIES 7 VEOT 1086	27-4878264	92121K544	92121K551	92121K569	92121K577		CIAP7	9/10/2011	0.0360	0.0017
CONSERVATIVE INCOME ALLOCATION PORTFOLIO, SERIES 7 VEOT 1086	27-4878264	92121K544	92121K551	92121K569	92121K577		CIAP7	10/10/2011	0.0460	0.0022
CONSERVATIVE INCOME ALLOCATION PORTFOLIO, SERIES 7 VEOT 1086	27-4878264	92121K544	92121K551	92121K569	92121K577		CIAP7	11/10/2011	0.0372	0.0018
CONSERVATIVE INCOME ALLOCATION PORTFOLIO, SERIES 7 VEOT 1086	27-4878264	92121K544	92121K551	92121K569	92121K577		CIAP7	12/10/2011	0.0370	0.0018
CONSERVATIVE INCOME ALLOCATION PORTFOLIO, SERIES 7 VEOT 1086	27-4878264	92121K544	92121K551	92121K569	92121K577		CIAP7	12/19/2011	0.0086	0.0004
CONSERVATIVE INCOME ALLOCATION PORTFOLIO, SERIES 7 VEOT 1086	27-4878264	92121K544	92121K551	92121K569	92121K577		CIAP7	12/31/2011	0.0387	0.0019
ENHANCED SECTOR STRATEGY, SECTOR ROTATION PORTFOLIO 2011-2 VEOT 1087	27-4878521	92121K585	92121K593	92121K601	92121K619		ESRO112	7/10/2011	0.0138	0.0046
ENHANCED SECTOR STRATEGY, SECTOR ROTATION PORTFOLIO 2011-2 VEOT 1087	27-4878521	92121K585	92121K593	92121K601	92121K619		ESRO112	10/10/2011	0.0232	0.0078
ENHANCED SECTOR STRATEGY, SECTOR ROTATION PORTFOLIO 2011-2 VEOT 1087	27-4878521	92121K585	92121K593	92121K601	92121K619		ESRO112	10/10/2011	0.3074	0.3074
THE DOW JONES TOTAL MARKET PORTFOLIO, ENHANCED INDEX STRATEGY 2011- VEOT 1087	27-4879380	92121K627	92121K635	92121K643	92121K650		ESTM112	7/10/2011	0.0170	0.0006
THE DOW JONES TOTAL MARKET PORTFOLIO, ENHANCED INDEX STRATEGY 2011- VEOT 1087	27-4879380	92121K627	92121K635	92121K643	92121K650		ESTM112	10/10/2011	0.0248	0.0008
THE DOW JONES TOTAL MARKET PORTFOLIO, ENHANCED INDEX STRATEGY 2011- VEOT 1087	27-4879380	92121K627	92121K635	92121K643	92121K650		ESTM112	10/10/2011	0.1127	0.1127
THE DOW JONES TOTAL MARKET PORTFOLIO, ENHANCED INDEX STRATEGY 2011- VEOT 1087	27-4879380	92121K627	92121K635	92121K643	92121K650		ESTM112	11/10/2011	0.0681	0.0681
THE DOW JONES TOTAL MARKET PORTFOLIO, ENHANCED INDEX STRATEGY 2011- VEOT 1087	27-4879380	92121K627	92121K635	92121K643	92121K650		ESTM112	12/10/2011	0.0935	0.0935
ETF ALLOCATION PORTFOLIO, SERIES 6 VEOT 1088	27-4879590	92121K668	92121K676	92121K684	92121K692		ETFA6	7/10/2011	0.0890	0.0034
ETF ALLOCATION PORTFOLIO, SERIES 6 VEOT 1088	27-4879590	92121K668	92121K676	92121K684	92121K692		ETFA6	10/10/2011	0.0456	0.0018
ETF ALLOCATION PORTFOLIO, SERIES 6 VEOT 1088	27-4879590	92121K668	92121K676	92121K684	92121K692		ETFA6	12/31/2011	0.0462	0.0018
GLOBAL ALTERNATIVE ENERGY PORTFOLIO 2011-2 VEOT 1089	27-4880181	92121K742	92121K759	92121K767	92121K775		ALEN112	12/19/2011	0.0015	0.0015
BRIC OPPORTUNITY PORTFOLIO 2011-2 VEOT 1089	27-4881281	92121K783	92121K791	92121K809	92121K817		BRIC112	7/10/2011	0.0871	0.0257
BRIC OPPORTUNITY PORTFOLIO 2011-2 VEOT 1089	27-4881281	92121K783	92121K791	92121K809	92121K817		BRIC112	10/10/2011	0.0807	0.0238
BUYOUT OPPORTUNITY PORTFOLIO 2011-1 VEOT 1093	27-5494014	92121L187	92121L195	92121L203	92121L211		LBOP111	8/10/2011	0.0506	0.0003
BUYOUT OPPORTUNITY PORTFOLIO 2011-1 VEOT 1093	27-5494014	92121L187	92121L195	92121L203	92121L211		LBOP111	11/10/2011	0.0483	0.0003

GLOBAL 45 DIVIDEND STRATEGY PORTFOLIO 2011-2 VEOT 1094	27-5499339	92121L344	92121L351	92121L369	92121L377		GLDV112	8/10/2011	0.1255	0.0052
GLOBAL 45 DIVIDEND STRATEGY PORTFOLIO 2011-2 VEOT 1094	27-5499339	92121L344	92121L351	92121L369	92121L377		GLDV112	11/10/2011	0.0808	0.0034
C-E STRATEGY: VALUE EQUITY AND INCOME PORTFOLIO 2011-2 VEOT 1095	27-5493668	92121L500	92121L518	92121L526	92121L534		CSVP112	5/10/2011	0.0504	0.0137
C-E STRATEGY: VALUE EQUITY AND INCOME PORTFOLIO 2011-2 VEOT 1095	27-5493668	92121L500	92121L518	92121L526	92121L534		CSVP112	6/10/2011	0.0505	0.0138
C-E STRATEGY: VALUE EQUITY AND INCOME PORTFOLIO 2011-2 VEOT 1095	27-5493668	92121L500	92121L518	92121L526	92121L534		CSVP112	7/10/2011	0.0765	0.0209
C-E STRATEGY: VALUE EQUITY AND INCOME PORTFOLIO 2011-2 VEOT 1095	27-5493668	92121L500	92121L518	92121L526	92121L534		CSVP112	8/10/2011	0.0592	0.0161
C-E STRATEGY: VALUE EQUITY AND INCOME PORTFOLIO 2011-2 VEOT 1095	27-5493668	92121L500	92121L518	92121L526	92121L534		CSVP112	9/10/2011	0.0509	0.0139
C-E STRATEGY: VALUE EQUITY AND INCOME PORTFOLIO 2011-2 VEOT 1095	27-5493668	92121L500	92121L518	92121L526	92121L534		CSVP112	10/10/2011	0.0779	0.0212
C-E STRATEGY: VALUE EQUITY AND INCOME PORTFOLIO 2011-2 VEOT 1095	27-5493668	92121L500	92121L518	92121L526	92121L534		CSVP112	11/10/2011	0.0589	0.0161
C-E STRATEGY: VALUE EQUITY AND INCOME PORTFOLIO 2011-2 VEOT 1095	27-5493668	92121L500	92121L518	92121L526	92121L534		CSVP112	12/10/2011	0.0519	0.0141
C-E STRATEGY: VALUE EQUITY AND INCOME PORTFOLIO 2011-2 VEOT 1095	27-5493668	92121L500	92121L518	92121L526	92121L534		CSVP112	12/19/2011	0.0095	0.0026
C-E STRATEGY: VALUE EQUITY AND INCOME PORTFOLIO 2011-2 VEOT 1095	27-5493668	92121L500	92121L518	92121L526	92121L534		CSVP112	12/31/2011	0.0353	0.0096
C-E STRATEGY: COVERED CALL INCOME PORTFOLIO 2011-2 VEOT 1095	27-5493987	92121L542	92121L559	92121L567	92121L575		CSCC112	8/10/2011	0.2312	0.1440
C-E STRATEGY: COVERED CALL INCOME PORTFOLIO 2011-2 VEOT 1095	27-5493987	92121L542	92121L559	92121L567	92121L575		CSCC112	11/10/2011	0.2175	0.1355
C-E STRATEGY: COVERED CALL INCOME PORTFOLIO 2011-2 VEOT 1095	27-5493987	92121L542	92121L559	92121L567	92121L575		CSCC112	12/19/2011	0.0678	0.0423
C-E STRATEGY: COVERED CALL INCOME PORTFOLIO 2011-2 VEOT 1095	27-5493987	92121L542	92121L559	92121L567	92121L575		CSCC112	12/31/2011	0.0433	0.0270
ENHANCED INDEX STRATEGIES PORTFOLIO 2011-2 VEOT 1098	27-5498984	92121L625	92121L633	92121L641	92121L658		ENDX112	8/10/2011	0.0244	0.0047
ENHANCED INDEX STRATEGIES PORTFOLIO 2011-2 VEOT 1098	27-5498984	92121L625	92121L633	92121L641	92121L658		ENDX112	10/10/2011	0.0344	0.0344
ENHANCED INDEX STRATEGIES PORTFOLIO 2011-2 VEOT 1098	27-5498984	92121L625	92121L633	92121L641	92121L658		ENDX112	11/10/2011	0.0123	0.0024
S&P DIVIDEND GROWTH OPPORTUNITIES TRUST, SERIES 24 VEOT 1097	27-5494950	92121L781	92121L799				SPDG24	12/19/2011	0.0360	0.0012
S&P POWERPICKS PORTFOLIO 2011-2 VEOT 1098	27-5498392	92121L807	92121L815	92121L823	92121L831		PICK112	8/10/2011	0.0165	0.0050
S&P POWERPICKS PORTFOLIO 2011-2 VEOT 1098	27-5498392	92121L807	92121L815	92121L823	92121L831		PICK112	11/10/2011	0.0235	0.0071
C-E STRATEGY: GLOBAL INCOME PORTFOLIO, SERIES 6 VEOT 1099	27-5499334	92121M144	92121M151	92121M169	92121M177		GLIN6	5/10/2011	0.0315	0.0043
C-E STRATEGY: GLOBAL INCOME PORTFOLIO, SERIES 6 VEOT 1099	27-5499334	92121M144	92121M151	92121M169	92121M177		GLIN6	6/10/2011	0.0337	0.0046
C-E STRATEGY: GLOBAL INCOME PORTFOLIO, SERIES 6 VEOT 1099	27-5499334	92121M144	92121M151	92121M169	92121M177		GLIN6	7/10/2011	0.0841	0.0115
C-E STRATEGY: GLOBAL INCOME PORTFOLIO, SERIES 6 VEOT 1099	27-5499334	92121M144	92121M151	92121M169	92121M177		GLIN6	8/10/2011	0.0610	0.0083
C-E STRATEGY: GLOBAL INCOME PORTFOLIO, SERIES 6 VEOT 1099	27-5499334	92121M144	92121M151	92121M169	92121M177		GLIN6	9/10/2011	0.0347	0.0047
C-E STRATEGY: GLOBAL INCOME PORTFOLIO, SERIES 6 VEOT 1099	27-5499334	92121M144	92121M151	92121M169	92121M177		GLIN6	10/10/2011	0.0843	0.0115
C-E STRATEGY: GLOBAL INCOME PORTFOLIO, SERIES 6 VEOT 1099	27-5499334	92121M144	92121M151	92121M169	92121M177		GLIN6	11/10/2011	0.0613	0.0083
C-E STRATEGY: GLOBAL INCOME PORTFOLIO, SERIES 6 VEOT 1099	27-5499334	92121M144	92121M151	92121M169	92121M177		GLIN6	12/10/2011	0.0241	0.0033
C-E STRATEGY: GLOBAL INCOME PORTFOLIO, SERIES 6 VEOT 1099	27-5499334	92121M144	92121M151	92121M169	92121M177		GLIN6	12/19/2011	0.0474	0.0065
C-E STRATEGY: GLOBAL INCOME PORTFOLIO, SERIES 6 VEOT 1099	27-5499334	92121M144	92121M151	92121M169	92121M177		GLIN6	12/31/2011	0.0241	0.0033
C-E STRATEGY: DIVERSIFIED CREDIT OPPORTUNITIES PORTFOLIO, SERIES 2 VEOT 1099	27-5493342	92121M185	92121M193	92121M201	92121M219		CRED2	5/10/2011	0.0198	0.0006
C-E STRATEGY: DIVERSIFIED CREDIT OPPORTUNITIES PORTFOLIO, SERIES 2 VEOT 1099	27-5493342	92121M185	92121M193	92121M201	92121M219		CRED2	6/10/2011	0.0463	0.0014
C-E STRATEGY: DIVERSIFIED CREDIT OPPORTUNITIES PORTFOLIO, SERIES 2 VEOT 1099	27-5493342	92121M185	92121M193	92121M201	92121M219		CRED2	7/10/2011	0.0469	0.0014
C-E STRATEGY: DIVERSIFIED CREDIT OPPORTUNITIES PORTFOLIO, SERIES 2 VEOT 1099	27-5493342	92121M185	92121M193	92121M201	92121M219		CRED2	8/10/2011	0.0701	0.0021
C-E STRATEGY: DIVERSIFIED CREDIT OPPORTUNITIES PORTFOLIO, SERIES 2 VEOT 1099	27-5493342	92121M185	92121M193	92121M201	92121M219		CRED2	9/10/2011	0.0480	0.0014
C-E STRATEGY: DIVERSIFIED CREDIT OPPORTUNITIES PORTFOLIO, SERIES 2 VEOT 1099	27-5493342	92121M185	92121M193	92121M201	92121M219		CRED2	10/10/2011	0.0474	0.0014
C-E STRATEGY: DIVERSIFIED CREDIT OPPORTUNITIES PORTFOLIO, SERIES 2 VEOT 1099	27-5493342	92121M185	92121M193	92121M201	92121M219		CRED2	11/10/2011	0.0709	0.0021
C-E STRATEGY: DIVERSIFIED CREDIT OPPORTUNITIES PORTFOLIO, SERIES 2 VEOT 1099	27-5493342	92121M185	92121M193	92121M201	92121M219		CRED2	12/10/2011	0.0454	0.0014
C-E STRATEGY: DIVERSIFIED CREDIT OPPORTUNITIES PORTFOLIO, SERIES 2 VEOT 1099	27-5493342	92121M185	92121M193	92121M201	92121M219		CRED2	12/19/2011	0.0297	0.0009
C-E STRATEGY: DIVERSIFIED CREDIT OPPORTUNITIES PORTFOLIO, SERIES 2 VEOT 1099	27-5493342	92121M185	92121M193	92121M201	92121M219		CRED2	12/31/2011	0.0696	0.0021
C-E STRATEGY: MASTER INCOME PORTFOLIO, SERIES 27 VEOT 1095	27-5494233	92121M227	92121M235	92121M243	92121M250		MSTR27	5/10/2011	0.0326	0.0076
C-E STRATEGY: MASTER INCOME PORTFOLIO, SERIES 27 VEOT 1095	27-5494233	92121M227	92121M235	92121M243	92121M250		MSTR27	6/10/2011	0.0565	0.0132
C-E STRATEGY: MASTER INCOME PORTFOLIO, SERIES 27 VEOT 1095	27-5494233	92121M227	92121M235	92121M243	92121M250		MSTR27	7/10/2011	0.0821	0.0191
C-E STRATEGY: MASTER INCOME PORTFOLIO, SERIES 27 VEOT 1095	27-5494233	92121M227	92121M235	92121M243	92121M250		MSTR27	8/10/2011	0.0504	0.0118
C-E STRATEGY: MASTER INCOME PORTFOLIO, SERIES 27 VEOT 1095	27-5494233	92121M227	92121M235	92121M243	92121M250		MSTR27	9/10/2011	0.0585	0.0136
C-E STRATEGY: MASTER INCOME PORTFOLIO, SERIES 27 VEOT 1095	27-5494233	92121M227	92121M235	92121M243	92121M250		MSTR27	10/10/2011	0.0825	0.0192
C-E STRATEGY: MASTER INCOME PORTFOLIO, SERIES 27 VEOT 1095	27-5494233	92121M227	92121M235	92121M243	92121M250		MSTR27	11/10/2011	0.0502	0.0117
C-E STRATEGY: MASTER INCOME PORTFOLIO, SERIES 27 VEOT 1095	27-5494233	92121M227	92121M235	92121M243	92121M250		MSTR27	12/10/2011	0.0598	0.0140
C-E STRATEGY: MASTER INCOME PORTFOLIO, SERIES 27 VEOT 1095	27-5494233	92121M227	92121M235	92121M243	92121M250		MSTR27	12/19/2011	0.0036	0.0008
C-E STRATEGY: MASTER INCOME PORTFOLIO, SERIES 27 VEOT 1095	27-5494233	92121M227	92121M235	92121M243	92121M250		MSTR27	12/31/2011	0.0440	0.0103
CENTRAL EQUITY TRUST, DIVERSIFIED INCOME SERIES 39 VEOT 1101	27-5493607	92121M300	92121M318				CETD39	12/19/2011	0.0214	0.0124
DIVIDEND INCOME AND VALUE PORTFOLIO 2011-2 VEOT 1102	27-5493788	92121M326	92121M334	92121M342	92121M359		DIVP112	8/10/2011	0.0618	0.0003
DIVIDEND INCOME AND VALUE PORTFOLIO 2011-2 VEOT 1102	27-5493788	92121M326	92121M334	92121M342	92121M359		DIVP112	11/10/2011	0.0714	0.0003
DIVIDEND INCOME AND VALUE PORTFOLIO 2011-2 VEOT 1102	27-5493788	92121M326	92121M334	92121M342	92121M359		DIVP112	12/19/2011	0.0108	0.0000
S&P DIVIDEND SUSTAINABILITY PORTFOLIO 2011-2 VEOT 1103	27-5493982	92121M367	92121M375	92121M383	92121M391		DVST112	12/19/2011	0.0100	0.0017
ECONOMIC EXPANSION PORTFOLIO, SERIES 4 VEOT 1106	45-0673986	92121M482	92121M490	92121M508	92121M516		ECON4	6/10/2011	0.0160	0.0025
ECONOMIC EXPANSION PORTFOLIO, SERIES 4 VEOT 1106	45-0673986	92121M482	92121M490	92121M508	92121M516		ECON4	7/10/2011	0.0847	0.0131

ECONOMIC EXPANSION PORTFOLIO, SERIES 4 VEOT 1106	45-0673986	92121M482	92121M490	92121M508	92121M516	ECON4	8/10/2011	0.0358	0.0055
ECONOMIC EXPANSION PORTFOLIO, SERIES 4 VEOT 1106	45-0673986	92121M482	92121M490	92121M508	92121M516	ECON4	9/10/2011	0.0166	0.0026
ECONOMIC EXPANSION PORTFOLIO, SERIES 4 VEOT 1106	45-0673986	92121M482	92121M490	92121M508	92121M516	ECON4	10/10/2011	0.0853	0.0132
ECONOMIC EXPANSION PORTFOLIO, SERIES 4 VEOT 1106	45-0673986	92121M482	92121M490	92121M508	92121M516	ECON4	11/10/2011	0.0354	0.0055
ECONOMIC EXPANSION PORTFOLIO, SERIES 4 VEOT 1106	45-0673986	92121M482	92121M490	92121M508	92121M516	ECON4	12/10/2011	0.0134	0.0021
ECONOMIC EXPANSION PORTFOLIO, SERIES 4 VEOT 1106	45-0673986	92121M482	92121M490	92121M508	92121M516	ECON4	12/19/2011	0.0345	0.0053
ECONOMIC EXPANSION PORTFOLIO, SERIES 4 VEOT 1106	45-0673986	92121M482	92121M490	92121M508	92121M516	ECON4	12/31/2011	0.0384	0.0059
GLOBAL EXPANSION & INFLATION DEFENSE PORTFOLIO, 2011 SERIES B VEOT 1092	45-0635347	92121M524	92121M532	92121M540	92121M557	XPAN4	4/10/2011	0.0103	0.0030
GLOBAL EXPANSION & INFLATION DEFENSE PORTFOLIO, 2011 SERIES B VEOT 1092	45-0635347	92121M524	92121M532	92121M540	92121M557	XPAN4	5/10/2011	0.0245	0.0070
GLOBAL EXPANSION & INFLATION DEFENSE PORTFOLIO, 2011 SERIES B VEOT 1092	45-0635347	92121M524	92121M532	92121M540	92121M557	XPAN4	6/10/2011	0.0432	0.0124
GLOBAL EXPANSION & INFLATION DEFENSE PORTFOLIO, 2011 SERIES B VEOT 1092	45-0635347	92121M524	92121M532	92121M540	92121M557	XPAN4	7/10/2011	0.0559	0.0161
GLOBAL EXPANSION & INFLATION DEFENSE PORTFOLIO, 2011 SERIES B VEOT 1092	45-0635347	92121M524	92121M532	92121M540	92121M557	XPAN4	8/10/2011	0.0405	0.0117
GLOBAL EXPANSION & INFLATION DEFENSE PORTFOLIO, 2011 SERIES B VEOT 1092	45-0635347	92121M524	92121M532	92121M540	92121M557	XPAN4	9/10/2011	0.0378	0.0109
GLOBAL EXPANSION & INFLATION DEFENSE PORTFOLIO, 2011 SERIES B VEOT 1092	45-0635347	92121M524	92121M532	92121M540	92121M557	XPAN4	10/10/2011	0.0434	0.0125
GLOBAL EXPANSION & INFLATION DEFENSE PORTFOLIO, 2011 SERIES B VEOT 1092	45-0635347	92121M524	92121M532	92121M540	92121M557	XPAN4	11/10/2011	0.0376	0.0108
GLOBAL EXPANSION & INFLATION DEFENSE PORTFOLIO, 2011 SERIES B VEOT 1092	45-0635347	92121M524	92121M532	92121M540	92121M557	XPAN4	12/10/2011	0.0408	0.0118
GLOBAL EXPANSION & INFLATION DEFENSE PORTFOLIO, 2011 SERIES B VEOT 1092	45-0635347	92121M524	92121M532	92121M540	92121M557	XPAN4	12/31/2011	0.0442	0.0127
NEW WORLD LEADERS PORTFOLIO, SERIES 1 VEOT 1107	27-5462596	92121M565	92121M573	92121M581	92121M599	LDRS1	7/10/2011	0.1027	0.0061
NEW WORLD LEADERS PORTFOLIO, SERIES 1 VEOT 1107	27-5462596	92121M565	92121M573	92121M581	92121M599	LDRS1	10/10/2011	0.0629	0.0038
ENERGY PORTFOLIO SERIES 38 VEOT 1100	45-1743163	92121M649	92121M656	92121M664	92121M672	ENGY38	9/10/2011	0.0492	0.0107
ENERGY PORTFOLIO SERIES 38 VEOT 1100	45-1743163	92121M649	92121M656	92121M664	92121M672	ENGY38	12/10/2011	0.0298	0.0065
FINANCIAL INSTITUTIONS PORTFOLIO SERIES 50 VEOT 1100	45-1742624	92121M680	92121M698	92121M706	92121M714	FITT50	9/10/2011	0.0286	0.0021
FINANCIAL INSTITUTIONS PORTFOLIO SERIES 50 VEOT 1100	45-1742624	92121M680	92121M698	92121M706	92121M714	FITT50	12/10/2011	0.0166	0.0012
FINANCIAL INSTITUTIONS PORTFOLIO SERIES 50 VEOT 1100	45-1742624	92121M680	92121M698	92121M706	92121M714	FITT50	12/19/2011	0.0100	0.0100
FINANCIAL INSTITUTIONS PORTFOLIO SERIES 50 VEOT 1100	45-1742624	92121M680	92121M698	92121M706	92121M714	FITT50	12/19/2011	0.0129	0.0010
DIVERSIFIED HEALTHCARE PORTFOLIO SERIES 55 VEOT 1100	45-1742454	92121M722	92121M730	92121M748	92121M755	HCRX55	9/10/2011	0.0202	0.0058
DIVERSIFIED HEALTHCARE PORTFOLIO SERIES 55 VEOT 1100	45-1742454	92121M722	92121M730	92121M748	92121M755	HCRX55	12/10/2011	0.0115	0.0033
REIT INCOME PORTFOLIO 2011-2 VEOT 1100	45-1743395	92121M763	92121M771	92121M789	92121M797	VCSR112	6/10/2011	0.0184	0.0098
REIT INCOME PORTFOLIO 2011-2 VEOT 1100	45-1743395	92121M763	92121M771	92121M789	92121M797	VCSR112	7/10/2011	0.0184	0.0098
REIT INCOME PORTFOLIO 2011-2 VEOT 1100	45-1743395	92121M763	92121M771	92121M789	92121M797	VCSR112	8/10/2011	0.0184	0.0098
REIT INCOME PORTFOLIO 2011-2 VEOT 1100	45-1743395	92121M763	92121M771	92121M789	92121M797	VCSR112	9/10/2011	0.0184	0.0098
REIT INCOME PORTFOLIO 2011-2 VEOT 1100	45-1743395	92121M763	92121M771	92121M789	92121M797	VCSR112	10/10/2011	0.0209	0.0111
REIT INCOME PORTFOLIO 2011-2 VEOT 1100	45-1743395	92121M763	92121M771	92121M789	92121M797	VCSR112	11/10/2011	0.0209	0.0111
REIT INCOME PORTFOLIO 2011-2 VEOT 1100	45-1743395	92121M763	92121M771	92121M789	92121M797	VCSR112	12/10/2011	0.0209	0.0111
REIT INCOME PORTFOLIO 2011-2 VEOT 1100	45-1743395	92121M763	92121M771	92121M789	92121M797	VCSR112	12/19/2011	0.0105	0.0055
REIT INCOME PORTFOLIO 2011-2 VEOT 1100	45-1743395	92121M763	92121M771	92121M789	92121M797	VCSR112	12/31/2011	0.0100	0.0053
UTILITY INCOME PORTFOLIO SERIES 35 VEOT 1100	45-1762418	92121M805	92121M813	92121M821	92121M839	UTIL35	6/10/2011	0.0304	0.0006
UTILITY INCOME PORTFOLIO SERIES 35 VEOT 1100	45-1762418	92121M805	92121M813	92121M821	92121M839	UTIL35	7/10/2011	0.0304	0.0006
UTILITY INCOME PORTFOLIO SERIES 35 VEOT 1100	45-1762418	92121M805	92121M813	92121M821	92121M839	UTIL35	8/10/2011	0.0304	0.0006
UTILITY INCOME PORTFOLIO SERIES 35 VEOT 1100	45-1762418	92121M805	92121M813	92121M821	92121M839	UTIL35	9/10/2011	0.0304	0.0006
UTILITY INCOME PORTFOLIO SERIES 35 VEOT 1100	45-1762418	92121M805	92121M813	92121M821	92121M839	UTIL35	10/10/2011	0.0312	0.0006
UTILITY INCOME PORTFOLIO SERIES 35 VEOT 1100	45-1762418	92121M805	92121M813	92121M821	92121M839	UTIL35	11/10/2011	0.0312	0.0006
UTILITY INCOME PORTFOLIO SERIES 35 VEOT 1100	45-1762418	92121M805	92121M813	92121M821	92121M839	UTIL35	12/10/2011	0.0312	0.0006
ALTERNATIVES ALLOCATION PORTFOLIO 2011-2 VEOT 1108	45-2303723	92121N100	92121N118	92121N126	92121N134	ALTS112	7/10/2011	0.0471	0.0017
ALTERNATIVES ALLOCATION PORTFOLIO 2011-2 VEOT 1108	45-2303723	92121N100	92121N118	92121N126	92121N134	ALTS112	10/10/2011	0.0365	0.0014
ALTERNATIVES ALLOCATION PORTFOLIO 2011-2 VEOT 1108	45-2303723	92121N100	92121N118	92121N126	92121N134	ALTS112	12/10/2011	0.0068	0.0068
ALTERNATIVES ALLOCATION PORTFOLIO 2011-2 VEOT 1108	45-2303723	92121N100	92121N118	92121N126	92121N134	ALTS112	12/31/2011	0.0793	0.0029
PREFERRED OPPORTUNITY PORTFOLIO, SERIES 14 VEOT 1109	45-1763690	92121N142	92121N159	92121N167	92121N175	PFOP14	8/10/2011	0.1832	0.1617
CONSERVATIVE INCOME ALLOCATION PORTFOLIO, SERIES 8 VEOT 1112	45-2366823	92121N266	92121N274	92121N282	92121N290	CIAP8	7/10/2011	0.0285	0.0021
CONSERVATIVE INCOME ALLOCATION PORTFOLIO, SERIES 8 VEOT 1112	45-2366823	92121N266	92121N274	92121N282	92121N290	CIAP8	8/10/2011	0.0391	0.0028
CONSERVATIVE INCOME ALLOCATION PORTFOLIO, SERIES 8 VEOT 1112	45-2366823	92121N266	92121N274	92121N282	92121N290	CIAP8	9/10/2011	0.0317	0.0023
CONSERVATIVE INCOME ALLOCATION PORTFOLIO, SERIES 8 VEOT 1112	45-2366823	92121N266	92121N274	92121N282	92121N290	CIAP8	10/10/2011	0.0407	0.0029
CONSERVATIVE INCOME ALLOCATION PORTFOLIO, SERIES 8 VEOT 1112	45-2366823	92121N266	92121N274	92121N282	92121N290	CIAP8	11/10/2011	0.0353	0.0026
CONSERVATIVE INCOME ALLOCATION PORTFOLIO, SERIES 8 VEOT 1112	45-2366823	92121N266	92121N274	92121N282	92121N290	CIAP8	12/10/2011	0.0373	0.0027
CONSERVATIVE INCOME ALLOCATION PORTFOLIO, SERIES 8 VEOT 1112	45-2366823	92121N266	92121N274	92121N282	92121N290	CIAP8	12/19/2011	0.0015	0.0001
CONSERVATIVE INCOME ALLOCATION PORTFOLIO, SERIES 8 VEOT 1112	45-2366823	92121N266	92121N274	92121N282	92121N290	CIAP8	12/31/2011	0.0346	0.0025
THE DOW JONES TOTAL MARKET PORTFOLIO, ENHANCED INDEX STRATEGY 2011- VEOT 1091	45-2391317	92121N308	92121N316	92121N324	92121N332	ESTM113	10/10/2011	0.1618	0.1585
THE DOW JONES TOTAL MARKET PORTFOLIO, ENHANCED INDEX STRATEGY 2011- VEOT 1091	45-2391317	92121N308	92121N316	92121N324	92121N332	ESTM113	11/10/2011	0.0641	0.0628
ENHANCED SECTOR STRATEGY, SECTOR ROTATION PORTFOLIO 2011-3 VEOT 1091	45-2391531	92121N340	92121N357	92121N365	92121N373	ESRO113	10/10/2011	0.0398	0.0127
ENHANCED SECTOR STRATEGY, SECTOR ROTATION PORTFOLIO 2011-3 VEOT 1091	45-2391531	92121N340	92121N357	92121N365	92121N373	ESRO113	10/10/2011	0.4700	0.4700

ENHANCED SECTOR STRATEGY, SECTOR ROTATION PORTFOLIO 2011-3 VEOT 1091	45-2391531	92121N340	92121N357	92121N365	92121N373		ESRO113	11/10/2011	0.1913	0.1913
ETF ALLOCATION PORTFOLIO, SERIES 7 VEOT 1113	45-2408352	92121N381	92121N399	92121N407	92121N415		ETFA7	10/10/2011	0.0855	0.0035
ETF ALLOCATION PORTFOLIO, SERIES 7 VEOT 1113	45-2408352	92121N381	92121N399	92121N407	92121N415		ETFA7	12/31/2011	0.0438	0.0018
ETF DIVERSIFIED INCOME PORTFOLIO, SERIES 5 VEOT 1113	45-2406950	92121N423	92121N431	92121N449	92121N456		ETFI5	10/10/2011	0.1937	0.0577
BRIC OPPORTUNITY PORTFOLIO 2011-3 VEOT 1114	45-2460701	92121N464	92121N472	92121N480	92121N498		BRIC113	12/19/2011	0.0167	0.0167
BRIC OPPORTUNITY PORTFOLIO 2011-3 VEOT 1114	45-2460701	92121N464	92121N472	92121N480	92121N498		BRIC113	12/19/2011	0.0173	0.0024
GLOBAL ALTERNATIVE ENERGY PORTFOLIO 2011-3 VEOT 1114	45-2459528	92121N506	92121N514	92121N522	92121N530		ALEN113	12/19/2011	0.0018	0.0018
GLOBAL COMMODITY PORTFOLIO, SERIES 1 VEOT 1110	45-2043527	92121N589	92121N597	92121N605	92121N613		GCOM1	9/10/2011	0.0508	0.0385
GLOBAL COMMODITY PORTFOLIO, SERIES 1 VEOT 1110	45-2043527	92121N589	92121N597	92121N605	92121N613		GCOM1	12/10/2011	0.0399	0.0303
INFLATION HEDGE PORTFOLIO, SERIES 1 VEOT 1116	45-1683919	92121N621	92121N639	92121N647	92121N654		HEDG1	6/10/2011	0.0370	0.0048
INFLATION HEDGE PORTFOLIO, SERIES 1 VEOT 1116	45-1683919	92121N621	92121N639	92121N647	92121N654		HEDG1	7/10/2011	0.0489	0.0063
INFLATION HEDGE PORTFOLIO, SERIES 1 VEOT 1116	45-1683919	92121N621	92121N639	92121N647	92121N654		HEDG1	8/10/2011	0.0507	0.0065
INFLATION HEDGE PORTFOLIO, SERIES 1 VEOT 1116	45-1683919	92121N621	92121N639	92121N647	92121N654		HEDG1	9/10/2011	0.0311	0.0040
INFLATION HEDGE PORTFOLIO, SERIES 1 VEOT 1116	45-1683919	92121N621	92121N639	92121N647	92121N654		HEDG1	10/10/2011	0.0460	0.0059
INFLATION HEDGE PORTFOLIO, SERIES 1 VEOT 1116	45-1683919	92121N621	92121N639	92121N647	92121N654		HEDG1	11/10/2011	0.0480	0.0062
INFLATION HEDGE PORTFOLIO, SERIES 1 VEOT 1116	45-1683919	92121N621	92121N639	92121N647	92121N654		HEDG1	12/10/2011	0.0323	0.0042
INFLATION HEDGE PORTFOLIO, SERIES 1 VEOT 1116	45-1683919	92121N621	92121N639	92121N647	92121N654		HEDG1	12/19/2011	0.0074	0.0009
INFLATION HEDGE PORTFOLIO, SERIES 1 VEOT 1116	45-1683919	92121N621	92121N639	92121N647	92121N654		HEDG1	12/31/2011	0.0262	0.0034
INSIDER BUY STRATEGY 2011-2 VEOT 1118	45-2349291	92121N662	92121N670	92121N688	92121N696		INBY112	9/10/2011	0.0277	0.0085
INSIDER BUY STRATEGY 2011-2 VEOT 1118	45-2349291	92121N662	92121N670	92121N688	92121N696		INBY112	12/10/2011	0.0334	0.0103
NEW WORLD LEADERS PORTFOLIO, SERIES 2 VEOT 1117	45-2423696	92121N704	92121N712	92121N720	92121N738		LDRS2	12/19/2011	0.0100	0.0087
C-E STRATEGY: VALUE EQUITY AND INCOME PORTFOLIO 2011-3 VEOT 1120	45-2528962	92121P261	92121P279	92121P287	92121P295		CSVP113	8/10/2011	0.0513	0.0114
C-E STRATEGY: VALUE EQUITY AND INCOME PORTFOLIO 2011-3 VEOT 1120	45-2528962	92121P261	92121P279	92121P287	92121P295		CSVP113	9/10/2011	0.0428	0.0095
C-E STRATEGY: VALUE EQUITY AND INCOME PORTFOLIO 2011-3 VEOT 1120	45-2528962	92121P261	92121P279	92121P287	92121P295		CSVP113	10/10/2011	0.0742	0.0165
C-E STRATEGY: VALUE EQUITY AND INCOME PORTFOLIO 2011-3 VEOT 1120	45-2528962	92121P261	92121P279	92121P287	92121P295		CSVP113	11/10/2011	0.0647	0.0144
C-E STRATEGY: VALUE EQUITY AND INCOME PORTFOLIO 2011-3 VEOT 1120	45-2528962	92121P261	92121P279	92121P287	92121P295		CSVP113	12/10/2011	0.0450	0.0100
C-E STRATEGY: VALUE EQUITY AND INCOME PORTFOLIO 2011-3 VEOT 1120	45-2528962	92121P261	92121P279	92121P287	92121P295		CSVP113	12/19/2011	0.0278	0.0062
C-E STRATEGY: VALUE EQUITY AND INCOME PORTFOLIO 2011-3 VEOT 1120	45-2528962	92121P261	92121P279	92121P287	92121P295		CSVP113	12/31/2011	0.0361	0.0080
C-E STRATEGY: COVERED CALL INCOME PORTFOLIO 2011-3 VEOT 1120	45-2529032	92121P303	92121P311	92121P329	92121P337		CSCC113	11/10/2011	0.2299	0.1237
C-E STRATEGY: COVERED CALL INCOME PORTFOLIO 2011-3 VEOT 1120	45-2529032	92121P303	92121P311	92121P329	92121P337		CSCC113	12/19/2011	0.1049	0.0564
C-E STRATEGY: COVERED CALL INCOME PORTFOLIO 2011-3 VEOT 1120	45-2529032	92121P303	92121P311	92121P329	92121P337		CSCC113	12/31/2011	0.0418	0.0225
C-E STRATEGY: MASTER INCOME PORTFOLIO, SERIES 28 VEOT 1120	45-2547253	92121P345	92121P352	92121P360	92121P378		MSTR28	8/10/2011	0.0405	0.0076
C-E STRATEGY: MASTER INCOME PORTFOLIO, SERIES 28 VEOT 1120	45-2547253	92121P345	92121P352	92121P360	92121P378		MSTR28	9/10/2011	0.0462	0.0087
C-E STRATEGY: MASTER INCOME PORTFOLIO, SERIES 28 VEOT 1120	45-2547253	92121P345	92121P352	92121P360	92121P378		MSTR28	10/10/2011	0.0801	0.0150
C-E STRATEGY: MASTER INCOME PORTFOLIO, SERIES 28 VEOT 1120	45-2547253	92121P345	92121P352	92121P360	92121P378		MSTR28	11/10/2011	0.0576	0.0108
C-E STRATEGY: MASTER INCOME PORTFOLIO, SERIES 28 VEOT 1120	45-2547253	92121P345	92121P352	92121P360	92121P378		MSTR28	12/10/2011	0.0506	0.0095
C-E STRATEGY: MASTER INCOME PORTFOLIO, SERIES 28 VEOT 1120	45-2547253	92121P345	92121P352	92121P360	92121P378		MSTR28	12/19/2011	0.0246	0.0046
C-E STRATEGY: MASTER INCOME PORTFOLIO, SERIES 28 VEOT 1120	45-2547253	92121P345	92121P352	92121P360	92121P378		MSTR28	12/31/2011	0.0438	0.0082
S&P DIVIDEND GROWTH OPPORTUNITIES TRUST, SERIES 25 VEOT 1121	45-2547316	92121P428	92121P436				SPDG25	12/19/2011	0.0339	0.0019
S&P POWERPICKS PORTFOLIO 2011-3 VEOT 1122	45-2566207	92121P444	92121P451	92121P469	92121P477		PICK113	11/10/2011	0.0335	0.0038
S&P POWERPICKS PORTFOLIO 2011-3 VEOT 1122	45-2566207	92121P444	92121P451	92121P469	92121P477		PICK113	12/19/2011	0.0100	0.0100
S&P POWERPICKS PORTFOLIO 2011-3 VEOT 1122	45-2566207	92121P444	92121P451	92121P469	92121P477		PICK113	12/19/2011	0.0137	0.0016
ENHANCED INDEX STRATEGIES PORTFOLIO 2011-3 VEOT 1122	45-2537839	92121P485	92121P493	92121P501	92121P519		ENDX113	11/10/2011	0.0207	0.0180
C-E STRATEGY: SENIOR LOAN AND LIMITED DURATION PORTFOLIO, SERIES 29 VEOT 1123	45-2566248	92121P527	92121P535	92121P543	92121P550		LOAN29	8/10/2011	0.0273	0.0001
C-E STRATEGY: SENIOR LOAN AND LIMITED DURATION PORTFOLIO, SERIES 29 VEOT 1123	45-2566248	92121P527	92121P535	92121P543	92121P550		LOAN29	9/10/2011	0.0503	0.0002
C-E STRATEGY: SENIOR LOAN AND LIMITED DURATION PORTFOLIO, SERIES 29 VEOT 1123	45-2566248	92121P527	92121P535	92121P543	92121P550		LOAN29	10/10/2011	0.0510	0.0002
C-E STRATEGY: SENIOR LOAN AND LIMITED DURATION PORTFOLIO, SERIES 29 VEOT 1123	45-2566248	92121P527	92121P535	92121P543	92121P550		LOAN29	11/10/2011	0.0511	0.0002
C-E STRATEGY: SENIOR LOAN AND LIMITED DURATION PORTFOLIO, SERIES 29 VEOT 1123	45-2566248	92121P527	92121P535	92121P543	92121P550		LOAN29	12/10/2011	0.0545	0.0002
C-E STRATEGY: SENIOR LOAN AND LIMITED DURATION PORTFOLIO, SERIES 29 VEOT 1123	45-2566248	92121P527	92121P535	92121P543	92121P550		LOAN29	12/19/2011	0.0247	0.0001
C-E STRATEGY: SENIOR LOAN AND LIMITED DURATION PORTFOLIO, SERIES 29 VEOT 1123	45-2566248	92121P527	92121P535	92121P543	92121P550		LOAN29	12/31/2011	0.0317	0.0001
C-E STRATEGY: GLOBAL INCOME PORTFOLIO, SERIES 7 VEOT 1123	45-2566270	92121P568	92121P576	92121P584	92121P592		GLIN7	8/10/2011	0.0343	0.0072
C-E STRATEGY: GLOBAL INCOME PORTFOLIO, SERIES 7 VEOT 1123	45-2566270	92121P568	92121P576	92121P584	92121P592		GLIN7	9/10/2011	0.0388	0.0082
C-E STRATEGY: GLOBAL INCOME PORTFOLIO, SERIES 7 VEOT 1123	45-2566270	92121P568	92121P576	92121P584	92121P592		GLIN7	10/10/2011	0.0816	0.0172
C-E STRATEGY: GLOBAL INCOME PORTFOLIO, SERIES 7 VEOT 1123	45-2566270	92121P568	92121P576	92121P584	92121P592		GLIN7	11/10/2011	0.0587	0.0124
C-E STRATEGY: GLOBAL INCOME PORTFOLIO, SERIES 7 VEOT 1123	45-2566270	92121P568	92121P576	92121P584	92121P592		GLIN7	12/10/2011	0.0401	0.0084
C-E STRATEGY: GLOBAL INCOME PORTFOLIO, SERIES 7 VEOT 1123	45-2566270	92121P568	92121P576	92121P584	92121P592		GLIN7	12/19/2011	0.0537	0.0113

C-E STRATEGY: GLOBAL INCOME PORTFOLIO, SERIES 7 VEOT 1123	45-2566270	92121P568	92121P576	92121P584	92121P592		GLIN7	12/31/2011	0.0156	0.0033
C-E STRATEGY: DIVERSIFIED CREDIT OPPORTUNITIES PORTFOLIO, SERIES 3 VEOT 1123	45-2566228	92121P600	92121P618	92121P626	92121P634		CRED3	8/10/2011	0.0215	0.0013
C-E STRATEGY: DIVERSIFIED CREDIT OPPORTUNITIES PORTFOLIO, SERIES 3 VEOT 1123	45-2566228	92121P600	92121P618	92121P626	92121P634		CRED3	9/10/2011	0.0485	0.0030
C-E STRATEGY: DIVERSIFIED CREDIT OPPORTUNITIES PORTFOLIO, SERIES 3 VEOT 1123	45-2566228	92121P600	92121P618	92121P626	92121P634		CRED3	10/10/2011	0.0491	0.0031
C-E STRATEGY: DIVERSIFIED CREDIT OPPORTUNITIES PORTFOLIO, SERIES 3 VEOT 1123	45-2566228	92121P600	92121P618	92121P626	92121P634		CRED3	11/10/2011	0.0692	0.0043
C-E STRATEGY: DIVERSIFIED CREDIT OPPORTUNITIES PORTFOLIO, SERIES 3 VEOT 1123	45-2566228	92121P600	92121P618	92121P626	92121P634		CRED3	12/10/2011	0.0515	0.0032
C-E STRATEGY: DIVERSIFIED CREDIT OPPORTUNITIES PORTFOLIO, SERIES 3 VEOT 1123	45-2566228	92121P600	92121P618	92121P626	92121P634		CRED3	12/19/2011	0.0282	0.0018
C-E STRATEGY: DIVERSIFIED CREDIT OPPORTUNITIES PORTFOLIO, SERIES 3 VEOT 1123	45-2566228	92121P600	92121P618	92121P626	92121P634		CRED3	12/31/2011	0.0443	0.0028
CENTRAL EQUITY TRUST, DIVERSIFIED INCOME SERIES 40 VEOT 1124	45-2569284	92121P642	92121P659				CETD40	12/19/2011	0.0200	0.0121
DIVIDEND INCOME AND VALUE PORTFOLIO 2011-3 VEOT 1125	45-2566285	92121P667	92121P675	92121P683	92121P691		DIVP113	12/19/2011	0.0100	0.0094
S&P DIVIDEND SUSTAINABILITY PORTFOLIO 2011-3 VEOT 1126	45-2580669	92121P709	92121P717	92121P725	92121P733		DVST113	12/19/2011	0.0190	0.0028
EMERGING MARKETS PORTFOLIO 2011-3 VEOT 1128	45-2569703	92121P782	92121P790	92121P808	92121P816		VKEM113	12/19/2011	0.0145	0.0145
ECONOMIC EXPANSION PORTFOLIO, SERIES 5 VEOT 1129	45-2569498	92121P824	92121P832	92121P840	92121P857		ECON5	9/10/2011	0.0147	0.0025
ECONOMIC EXPANSION PORTFOLIO, SERIES 5 VEOT 1129	45-2569498	92121P824	92121P832	92121P840	92121P857		ECON5	10/10/2011	0.0910	0.0156
ECONOMIC EXPANSION PORTFOLIO, SERIES 5 VEOT 1129	45-2569498	92121P824	92121P832	92121P840	92121P857		ECON5	11/10/2011	0.0437	0.0075
ECONOMIC EXPANSION PORTFOLIO, SERIES 5 VEOT 1129	45-2569498	92121P824	92121P832	92121P840	92121P857		ECON5	12/10/2011	0.0156	0.0027
ECONOMIC EXPANSION PORTFOLIO, SERIES 5 VEOT 1129	45-2569498	92121P824	92121P832	92121P840	92121P857		ECON5	12/19/2011	0.0200	0.0034
ECONOMIC EXPANSION PORTFOLIO, SERIES 5 VEOT 1129	45-2569498	92121P824	92121P832	92121P840	92121P857		ECON5	12/31/2011	0.0565	0.0097
INFLATION HEDGE PORTFOLIO, SERIES 2 VEOT 1129	45-2569355	92121Q103	92121Q111	92121Q129	92121Q137		HEDG2	9/10/2011	0.0339	0.0043
INFLATION HEDGE PORTFOLIO, SERIES 2 VEOT 1129	45-2569355	92121Q103	92121Q111	92121Q129	92121Q137		HEDG2	10/10/2011	0.0498	0.0063
INFLATION HEDGE PORTFOLIO, SERIES 2 VEOT 1129	45-2569355	92121Q103	92121Q111	92121Q129	92121Q137		HEDG2	11/10/2011	0.0515	0.0065
INFLATION HEDGE PORTFOLIO, SERIES 2 VEOT 1129	45-2569355	92121Q103	92121Q111	92121Q129	92121Q137		HEDG2	12/10/2011	0.0284	0.0036
INFLATION HEDGE PORTFOLIO, SERIES 2 VEOT 1129	45-2569355	92121Q103	92121Q111	92121Q129	92121Q137		HEDG2	12/19/2011	0.0343	0.0043
INFLATION HEDGE PORTFOLIO, SERIES 2 VEOT 1129	45-2569355	92121Q103	92121Q111	92121Q129	92121Q137		HEDG2	12/31/2011	0.0312	0.0039
GLOBAL HIGH DIVIDEND PORTFOLIO 2011-2 VEOT 1130	45-2280705	92121Q145	92121Q152	92121Q160	92121Q178		HDVP112	9/10/2011	0.0746	0.0099
GLOBAL HIGH DIVIDEND PORTFOLIO 2011-2 VEOT 1130	45-2280705	92121Q145	92121Q152	92121Q160	92121Q178		HDVP112	12/10/2011	0.0793	0.0105
DIVIDEND & BUYBACK OPPORTUNITY PORTFOLIO, SERIES 1 VEOT 1074	45-2524966	92121Q186	92121Q194	92121Q202	92121Q210		DBOP1	12/19/2011	0.0375	0.0194
GLOBAL EXPANSION & INFLATION DEFENSE PORTFOLIO, 2011 SERIES C VEOT 1135	45-2750248	92121Q228	92121Q236	92121Q244	92121Q251		XPAN5	9/10/2011	0.0439	0.0105
GLOBAL EXPANSION & INFLATION DEFENSE PORTFOLIO, 2011 SERIES C VEOT 1135	45-2750248	92121Q228	92121Q236	92121Q244	92121Q251		XPAN5	10/10/2011	0.0447	0.0107
GLOBAL EXPANSION & INFLATION DEFENSE PORTFOLIO, 2011 SERIES C VEOT 1135	45-2750248	92121Q228	92121Q236	92121Q244	92121Q251		XPAN5	11/10/2011	0.0373	0.0089
GLOBAL EXPANSION & INFLATION DEFENSE PORTFOLIO, 2011 SERIES C VEOT 1135	45-2750248	92121Q228	92121Q236	92121Q244	92121Q251		XPAN5	12/10/2011	0.0404	0.0096
GLOBAL EXPANSION & INFLATION DEFENSE PORTFOLIO, 2011 SERIES C VEOT 1135	45-2750248	92121Q228	92121Q236	92121Q244	92121Q251		XPAN5	12/31/2011	0.0475	0.0113
FINANCIAL INSTITUTIONS PORTFOLIO SERIES 51 VEOT 1131	45-2772190	92121Q301	92121Q319	92121Q327	92121Q335		FITT51	12/10/2011	0.0360	0.0094
FINANCIAL INSTITUTIONS PORTFOLIO SERIES 51 VEOT 1131	45-2772190	92121Q301	92121Q319	92121Q327	92121Q335		FITT51	12/31/2011	0.0100	0.0026
DIVERSIFIED HEALTHCARE PORTFOLIO SERIES 56 VEOT 1131	45-2772204	92121Q343	92121Q350	92121Q368	92121Q376		HCRX56	12/10/2011	0.0230	0.0048
REIT INCOME PORTFOLIO 2011-3 VEOT 1131	45-2761588	92121Q384	92121Q392	92121Q400	92121Q418		VCSR113	9/10/2011	0.0277	0.0035
REIT INCOME PORTFOLIO 2011-3 VEOT 1131	45-2761588	92121Q384	92121Q392	92121Q400	92121Q418		VCSR113	10/10/2011	0.0267	0.0034
REIT INCOME PORTFOLIO 2011-3 VEOT 1131	45-2761588	92121Q384	92121Q392	92121Q400	92121Q418		VCSR113	11/10/2011	0.0267	0.0034
REIT INCOME PORTFOLIO 2011-3 VEOT 1131	45-2761588	92121Q384	92121Q392	92121Q400	92121Q418		VCSR113	12/10/2011	0.0267	0.0034
REIT INCOME PORTFOLIO 2011-3 VEOT 1131	45-2761588	92121Q384	92121Q392	92121Q400	92121Q418		VCSR113	12/19/2011	0.0093	0.0012
REIT INCOME PORTFOLIO 2011-3 VEOT 1131	45-2761588	92121Q384	92121Q392	92121Q400	92121Q418		VCSR113	12/31/2011	0.0124	0.0016
GLOBAL COMMODITY PORTFOLIO, SERIES 2 VEOT 1132	45-2783088	92121Q467	92121Q475	92121Q483	92121Q491		GCOM2	12/10/2011	0.0511	0.0511
PREFERRED OPPORTUNITY PORTFOLIO, SERIES 15 VEOT 1136	45-2792977	92121Q582	92121Q590	92121Q608	92121Q616		PFOP15	10/10/2011	0.0893	0.0045
PREFERRED OPPORTUNITY PORTFOLIO, SERIES 15 VEOT 1136	45-2792977	92121Q582	92121Q590	92121Q608	92121Q616		PFOP15	11/10/2011	0.0525	0.0027
PREFERRED OPPORTUNITY PORTFOLIO, SERIES 15 VEOT 1136	45-2792977	92121Q582	92121Q590	92121Q608	92121Q616		PFOP15	12/10/2011	0.0525	0.0027
PREFERRED OPPORTUNITY PORTFOLIO, SERIES 15 VEOT 1136	45-2792977	92121Q582	92121Q590	92121Q608	92121Q616		PFOP15	12/19/2011	0.0300	0.0015
GLOBAL HIGH DIVIDEND PORTFOLIO 2011-3 VEOT 1137	45-2802789	92121Q624	92121Q632	92121Q640	92121Q657		HDVP113	12/10/2011	0.0822	0.0078
GLOBAL HIGH DIVIDEND PORTFOLIO 2011-3 VEOT 1137	45-2802789	92121Q624	92121Q632	92121Q640	92121Q657		HDVP113	12/19/2011	0.0076	0.0007
GLOBAL HIGH DIVIDEND PORTFOLIO 2011-3 VEOT 1137	45-2802789	92121Q624	92121Q632	92121Q640	92121Q657		HDVP113	12/31/2011	0.0100	0.0009
GLOBAL INFRASTRUCTURE STRATEGY 2011-3 VEOT 1147	45-2673589	92121Q665	92121Q673	92121Q681	92121Q699		INFR113	11/10/2011	0.0119	0.0047
GLOBAL INFRASTRUCTURE STRATEGY 2011-3 VEOT 1147	45-2673589	92121Q665	92121Q673	92121Q681	92121Q699		INFR113	12/19/2011	0.0045	0.0018
GLOBAL INFRASTRUCTURE STRATEGY 2011-3 VEOT 1147	45-2673589	92121Q665	92121Q673	92121Q681	92121Q699		INFR113	12/31/2011	0.0100	0.0040
GLOBAL 45 DIVIDEND STRATEGY PORTFOLIO 2011-4 VEOT 1148	45-3290277	92121Q822	92121Q830	92121Q848	92121Q855		GLDV114	12/19/2011	0.0408	0.0122

CONSERVATIVE INCOME ALLOCATION PORTFOLIO, SERIES 9 VEOT 1140	45-3014038	92121R226	92121R234	92121R242	92121R259		CIAP9	10/10/2011	0.0390	0.0035
CONSERVATIVE INCOME ALLOCATION PORTFOLIO, SERIES 9 VEOT 1140	45-3014038	92121R226	92121R234	92121R242	92121R259		CIAP9	11/10/2011	0.0340	0.0030
CONSERVATIVE INCOME ALLOCATION PORTFOLIO, SERIES 9 VEOT 1140	45-3014038	92121R226	92121R234	92121R242	92121R259		CIAP9	12/10/2011	0.0366	0.0033
CONSERVATIVE INCOME ALLOCATION PORTFOLIO, SERIES 9 VEOT 1140	45-3014038	92121R226	92121R234	92121R242	92121R259		CIAP9	12/19/2011	0.0142	0.0013
CONSERVATIVE INCOME ALLOCATION PORTFOLIO, SERIES 9 VEOT 1140	45-3014038	92121R226	92121R234	92121R242	92121R259		CIAP9	12/31/2011	0.0253	0.0023
ETF ALLOCATION PORTFOLIO, SERIES 8 VEOT 1141	45-3036544	92121R267	92121R275	92121R283	92121R291		ETFA8	12/19/2011	0.0250	0.0218
ETF ALLOCATION PORTFOLIO, SERIES 8 VEOT 1141	45-3036544	92121R267	92121R275	92121R283	92121R291		ETFA8	12/31/2011	0.1009	0.0102
ETF DIVERSIFIED INCOME PORTFOLIO, SERIES 6 VEOT 1141	45-3014468	92121R309	92121R317	92121R325	92121R333		ETFI6	12/19/2011	0.0459	0.0180
GLOBAL AGRICULTURE PORTFOLIO 2011-3 VEOT 1142	45-3026803	92121R341	92121R358	92121R366	92121R374		AGRI113	12/19/2011	0.0034	0.0034
GLOBAL INFRASTRUCTURE STRATEGY 2011-3 VEOT 1142	45-3026874	92121R382	92121R390	92121R408	92121R416		CSGI113	12/19/2011	0.0100	0.0100
GLOBAL INFRASTRUCTURE STRATEGY 2011-3 VEOT 1142	45-3026874	92121R382	92121R390	92121R408	92121R416		CSGI113	12/19/2011	0.0208	0.0208
GLOBAL INFRASTRUCTURE STRATEGY 2011-3 VEOT 1142	45-3026874	92121R382	92121R390	92121R408	92121R416		CSGI113	12/31/2011	0.0117	0.0117
GLOBAL WATER PORTFOLIO 2011-3 VEOT 1142	45-3026785	92121R424	92121R432	92121R440	92121R457		GWTR113	12/19/2011	0.0239	0.0239
ENHANCED SECTOR STRATEGY, SECTOR ROTATION PORTFOLIO 2011-4 VEOT 1143	45-3036755	92121R465	92121R473	92121R481	92121R499		ESRO114	12/19/2011	0.0104	0.0010
ENHANCED SECTOR STRATEGY, SECTOR ROTATION PORTFOLIO 2011-4 VEOT 1143	45-3036755	92121R465	92121R473	92121R481	92121R499		ESRO114	12/19/2011	0.0239	0.0239
ENHANCED SECTOR STRATEGY, SECTOR ROTATION PORTFOLIO 2011-4 VEOT 1143	45-3036755	92121R465	92121R473	92121R481	92121R499		ESRO114	12/31/2011	0.0100	0.0010
THE DOW JONES TOTAL MARKET PORTFOLIO, ENHANCED INDEX STRATEGY 2011- VEOT 1143	45-3036724	92121R507	92121R515	92121R523	92121R531		ESTM114	12/19/2011	0.0230	0.0224
GLOBAL ALTERNATIVE ENERGY PORTFOLIO 2011-4 VEOT 1144	45-3026925	92121R549	92121R556	92121R564	92121R572		ALEN114	12/19/2011	0.0017	0.0017
BRIC OPPORTUNITY PORTFOLIO 2011-4 VEOT 1144	45-3026974	92121R580	92121R598	92121R606	92121R614		BRIC114	12/19/2011	0.0156	0.0156
BRIC OPPORTUNITY PORTFOLIO 2011-4 VEOT 1144	45-3026974	92121R580	92121R598	92121R606	92121R614		BRIC114	12/19/2011	0.0158	0.0080
BRIC OPPORTUNITY PORTFOLIO 2011-4 VEOT 1144	45-3026974	92121R580	92121R598	92121R606	92121R614		BRIC114	12/31/2011	0.0100	0.0050
NEW WORLD LEADERS PORTFOLIO, SERIES 3 VEOT 1146	45-3036661	92121R663	92121R671	92121R689	92121R697		LDRS3	12/19/2011	0.0321	0.0191
C-E STRATEGY: VALUE EQUITY AND INCOME PORTFOLIO 2011-4 VEOT 1149	45-3290304	92121R788	92121R796	92121R804	92121R812		CSVP114	11/10/2011	0.0583	0.0089
C-E STRATEGY: VALUE EQUITY AND INCOME PORTFOLIO 2011-4 VEOT 1149	45-3290304	92121R788	92121R796	92121R804	92121R812		CSVP114	12/10/2011	0.0528	0.0081
C-E STRATEGY: VALUE EQUITY AND INCOME PORTFOLIO 2011-4 VEOT 1149	45-3290304	92121R788	92121R796	92121R804	92121R812		CSVP114	12/19/2011	0.0100	0.0059
C-E STRATEGY: VALUE EQUITY AND INCOME PORTFOLIO 2011-4 VEOT 1149	45-3290304	92121R788	92121R796	92121R804	92121R812		CSVP114	12/19/2011	0.0802	0.0122
C-E STRATEGY: VALUE EQUITY AND INCOME PORTFOLIO 2011-4 VEOT 1149	45-3290304	92121R788	92121R796	92121R804	92121R812		CSVP114	12/31/2011	0.0541	0.0083
C-E STRATEGY: COVERED CALL INCOME PORTFOLIO 2011-4 VEOT 1149	45-3290328	92121R820	92121R838	92121R846	92121R853		CSCC114	12/19/2011	0.0464	0.0350
C-E STRATEGY: COVERED CALL INCOME PORTFOLIO 2011-4 VEOT 1149	45-3290328	92121R820	92121R838	92121R846	92121R853		CSCC114	12/19/2011	0.1435	0.0499
C-E STRATEGY: COVERED CALL INCOME PORTFOLIO 2011-4 VEOT 1149	45-3290328	92121R820	92121R838	92121R846	92121R853		CSCC114	12/31/2011	0.0703	0.0245
C-E STRATEGY: MASTER INCOME PORTFOLIO, SERIES 29 VEOT 1149	45-3290343	92121T107	92121T115	92121T123	92121T131		MSTR29	11/10/2011	0.0406	0.0047
C-E STRATEGY: MASTER INCOME PORTFOLIO, SERIES 29 VEOT 1149	45-3290343	92121T107	92121T115	92121T123	92121T131		MSTR29	12/10/2011	0.0616	0.0071
C-E STRATEGY: MASTER INCOME PORTFOLIO, SERIES 29 VEOT 1149	45-3290343	92121T107	92121T115	92121T123	92121T131		MSTR29	12/19/2011	0.0880	0.0102
C-E STRATEGY: MASTER INCOME PORTFOLIO, SERIES 29 VEOT 1149	45-3290343	92121T107	92121T115	92121T123	92121T131		MSTR29	12/31/2011	0.0606	0.0070
S&P DIVIDEND GROWTH OPPORTUNITIES TRUST, SERIES 26 VEOT 1150	45-3290357	92121T180	92121T198				SPDG26	12/19/2011	0.0243	0.0130
S&P POWERPICKS PORTFOLIO 2011-4 VEOT 1151	45-3300526	92121T206	92121T214	92121T222	92121T230		PICK114	12/19/2011	0.0235	0.0137
ENHANCED INDEX STRATEGIES PORTFOLIO 2011-4 VEOT 1151	45-3300508	92121T248	92121T255	92121T263	92121T271		ENDX114	12/19/2011	0.0099	0.0098
ENHANCED INDEX STRATEGIES PORTFOLIO 2011-4 VEOT 1151	45-3300508	92121T248	92121T255	92121T263	92121T271		ENDX114	12/31/2011	0.0100	0.0099
C-E STRATEGY: SENIOR LOAN AND LIMITED DURATION PORTFOLIO, SERIES 30 VEOT 1152	45-3300617	92121T289	92121T297	92121T305	92121T313		LOAN30	11/10/2011	0.0506	0.0006
C-E STRATEGY: SENIOR LOAN AND LIMITED DURATION PORTFOLIO, SERIES 30 VEOT 1152	45-3300617	92121T289	92121T297	92121T305	92121T313		LOAN30	12/10/2011	0.0583	0.0007
C-E STRATEGY: SENIOR LOAN AND LIMITED DURATION PORTFOLIO, SERIES 30 VEOT 1152	45-3300617	92121T289	92121T297	92121T305	92121T313		LOAN30	12/19/2011	0.0343	0.0004
C-E STRATEGY: SENIOR LOAN AND LIMITED DURATION PORTFOLIO, SERIES 30 VEOT 1152	45-3300617	92121T289	92121T297	92121T305	92121T313		LOAN30	12/31/2011	0.0353	0.0004
C-E STRATEGY: GLOBAL INCOME PORTFOLIO, SERIES 8 VEOT 1152	45-3300573	92121T321	92121T339	92121T347	92121T354		GLIN8	11/10/2011	0.0259	0.0027
C-E STRATEGY: GLOBAL INCOME PORTFOLIO, SERIES 8 VEOT 1152	45-3300573	92121T321	92121T339	92121T347	92121T354		GLIN8	12/10/2011	0.0572	0.0060
C-E STRATEGY: GLOBAL INCOME PORTFOLIO, SERIES 8 VEOT 1152	45-3300573	92121T321	92121T339	92121T347	92121T354		GLIN8	12/19/2011	0.0902	0.0095
C-E STRATEGY: GLOBAL INCOME PORTFOLIO, SERIES 8 VEOT 1152	45-3300573	92121T321	92121T339	92121T347	92121T354		GLIN8	12/31/2011	0.0294	0.0031
C-E STRATEGY: DIVERSIFIED CREDIT OPPORTUNITIES PORTFOLIO, SERIES 4 VEOT 1152	45-3300557	92121T362	92121T370	92121T388	92121T396		CRED4	11/10/2011	0.0468	0.0009
C-E STRATEGY: DIVERSIFIED CREDIT OPPORTUNITIES PORTFOLIO, SERIES 4 VEOT 1152	45-3300557	92121T362	92121T370	92121T388	92121T396		CRED4	12/10/2011	0.0608	0.0012
C-E STRATEGY: DIVERSIFIED CREDIT OPPORTUNITIES PORTFOLIO, SERIES 4 VEOT 1152	45-3300557	92121T362	92121T370	92121T388	92121T396		CRED4	12/19/2011	0.0208	0.0004
C-E STRATEGY: DIVERSIFIED CREDIT OPPORTUNITIES PORTFOLIO, SERIES 4 VEOT 1152	45-3300557	92121T362	92121T370	92121T388	92121T396		CRED4	12/31/2011	0.0499	0.0010
TURNAROUND STRATEGY PORTFOLIO 2011A VEOT 1153	45-3394145	92121T404	92121T412	92121T420	92121T438		TURNA11	12/19/2011	0.0100	0.0026

CENTRAL EQUITY TRUST, DIVERSIFIED INCOME SERIES 41 VEOT 1154	45-3394474	92121T446	92121T453				CETD41	12/19/2011	0.0420	0.0108
DIVIDEND INCOME AND VALUE PORTFOLIO 2011-4 VEOT 1155	45-3364153	92121T461	92121T479	92121T487	92121T495		DIVP114	12/19/2011	0.0307	0.0116
S&P DIVIDEND SUSTAINABILITY PORTFOLIO 2011-4 VEOT 1156	45-3394851	92121T503	92121T511	92121T529	92121T537		DVST114	12/19/2011	0.0245	0.0129
EMERGING MARKETS PORTFOLIO 2011-4 VEOT 1158	45-3412757	92121T586	92121T594	92121T602	92121T610		VKEM114	12/19/2011	0.0081	0.0081
INFLATION HEDGE PORTFOLIO, SERIES 3 VEOT 1159	45-3412635	92121T669	92121T677	92121T685	92121T693		HEDG3	12/10/2011	0.0344	0.0041
INFLATION HEDGE PORTFOLIO, SERIES 3 VEOT 1159	45-3412635	92121T669	92121T677	92121T685	92121T693		HEDG3	12/19/2011	0.0424	0.0050
INFLATION HEDGE PORTFOLIO, SERIES 3 VEOT 1159	45-3412635	92121T669	92121T677	92121T685	92121T693		HEDG3	12/31/2011	0.0359	0.0043
DEFENSIVE EQUITY & INCOME PORTFOLIO, SERIES 1 VEOT 1160	45-3069720	92121T701	92121T719	92121T727	92121T735		DFEN1	10/10/2011	0.0253	0.0038
DEFENSIVE EQUITY & INCOME PORTFOLIO, SERIES 1 VEOT 1160	45-3069720	92121T701	92121T719	92121T727	92121T735		DFEN1	11/10/2011	0.0469	0.0070
DEFENSIVE EQUITY & INCOME PORTFOLIO, SERIES 1 VEOT 1160	45-3069720	92121T701	92121T719	92121T727	92121T735		DFEN1	12/10/2011	0.0433	0.0065
DEFENSIVE EQUITY & INCOME PORTFOLIO, SERIES 1 VEOT 1160	45-3069720	92121T701	92121T719	92121T727	92121T735		DFEN1	12/19/2011	0.0432	0.0065
DEFENSIVE EQUITY & INCOME PORTFOLIO, SERIES 1 VEOT 1160	45-3069720	92121T701	92121T719	92121T727	92121T735		DFEN1	12/31/2011	0.0145	0.0022
SMALL CAP CORE STRATEGY 2011-4 VEOT 1167	45-3386795	92121T743	92121T750	92121T768	92121T776		SMLC114	12/19/2011	0.0100	0.0044
MID CAP CORE STRATEGY 2011-4 VEOT 1167	45-3386235	92121T784	92121T792	92121T800	92121T818		MIDC114	12/19/2011	0.0035	0.0035
MID CAP CORE STRATEGY 2011-4 VEOT 1167	45-3386235	92121T784	92121T792	92121T800	92121T818		MIDC114	12/31/2011	0.0100	0.0100
LARGE CAP CORE STRATEGY 2011-4 VEOT 1167	45-3386074	92121T826	92121T834	92121T842	92121T859		LRGC114	12/19/2011	0.0100	0.0063
CONSERVATIVE INCOME ALLOCATION PORTFOLIO, SERIES 1 VEOT 1169	45-3702551	92121U187	92121U195	92121U203	92121U211		CIAP10	12/19/2011	0.0100	0.0045
CONSERVATIVE INCOME ALLOCATION PORTFOLIO, SERIES 1 VEOT 1169	45-3702551	92121U187	92121U195	92121U203	92121U211		CIAP10	12/19/2011	0.0306	0.0002
CONSERVATIVE INCOME ALLOCATION PORTFOLIO, SERIES 1 VEOT 1169	45-3702551	92121U187	92121U195	92121U203	92121U211		CIAP10	12/31/2011	0.0278	0.0002
ETF ALLOCATION PORTFOLIO, SERIES 9 VEOT 1170	45-3702592	92121U229	92121U237	92121U245	92121U252		ETFA9	12/31/2011	0.0979	0.0040
ETF DIVERSIFIED INCOME PORTFOLIO, SERIES 7 VEOT 1170	45-3702574	92121U260	92121U278	92121U286	92121U294		ETFI7	12/31/2011	0.0348	0.0005
ENHANCED SECTOR STRATEGY, SECTOR ROTATION PORTFOLIO 2012-1 VEOT 1171	45-3702632	92121U302	92121U310	92121U328	92121U336		ESRO121	12/19/2011	0.0103	0.0061
ENHANCED SECTOR STRATEGY, SECTOR ROTATION PORTFOLIO 2012-1 VEOT 1171	45-3702632	92121U302	92121U310	92121U328	92121U336		ESRO121	12/31/2011	0.0100	0.0059
THE DOW JONES TOTAL MARKET PORTFOLIO, ENHANCED INDEX STRATEGY 2012- VEOT 1171	45-3702618	92121U344	92121U351	92121U369	92121U377		ESTM121	12/19/2011	0.0039	0.0001
THE DOW JONES TOTAL MARKET PORTFOLIO, ENHANCED INDEX STRATEGY 2012- VEOT 1171	45-3702618	92121U344	92121U351	92121U369	92121U377		ESTM121	12/19/2011	0.0100	0.0100
GLOBAL ALTERNATIVE ENERGY PORTFOLIO 2012-1 VEOT 1172	45-3708281	92121U385	92121U393	92121U401	92121U419		ALEN121	12/31/2011	0.0100	0.0100
BRIC OPPORTUNITY PORTFOLIO 2012-1 VEOT 1172	45-3736600	92121U427	92121U435	92121U443	92121U450		BRIC121	12/31/2011	0.0253	0.0068
DEFENSIVE EQUITY & INCOME PORTFOLIO, SERIES 2 VEOT 1175	45-3715930	92121U542	92121U559	92121U567	92121U575		DFEN2	12/19/2011	0.0173	0.0024
DEFENSIVE EQUITY & INCOME PORTFOLIO, SERIES 2 VEOT 1175	45-3715930	92121U542	92121U559	92121U567	92121U575		DFEN2	12/31/2011	0.0135	0.0019