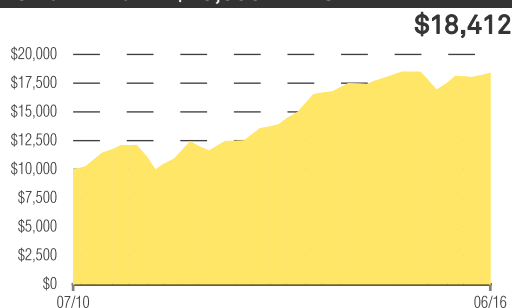


BNY MELLON LARGE CAP MARKET OPPORTUNITIES FUND – CLASS M

June 30, 2016

GROWTH OF A \$10,000 INVESTMENT



A hypothetical \$10,000 investment in the fund on 7/30/10 would have been worth \$18,412 on 6/30/16. Assumes reinvestment of dividends and capital gains.

SECTOR ALLOCATION¹

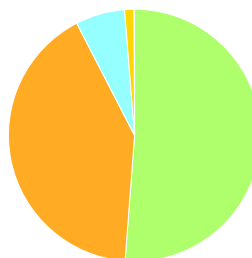
Mutual Funds: Domestic	51.22%
Software & Services	6.37%
Capital Goods	5.45%
Food, Beverage & Tobacco	4.03%
Semiconductors & Semiconductor Equipment	4.03%
Pharmaceuticals, Biotech & Life Sciences	3.94%
Energy	3.74%
Diversified Financials	3.50%
Media	2.96%
Health Care Equipment & Services	2.43%

TOP TEN HOLDINGS¹

Dreyfus Research Growth Fund, Cl. Y	19.63%
Dreyfus Strategic Value Fund, Cl. Y	17.81%
BNY Mellon Income Stock Fund, Cl. M	13.79%
Johnson & Johnson	2.03%
Facebook, Cl. A	1.93%
Broadcom	1.70%
Comcast, Cl. A	1.63%
Intercontinental Exchange	1.49%
PepsiCo	1.46%
Salesforce.com	1.46%

ASSET ALLOCATION¹

Mutual Funds: Domestic	51.22%
Common Stock: Domestic	41.22%
Common Stock: Foreign	6.32%
Short Term	1.21%
Net Cash	0.05%

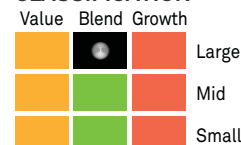


AVERAGE ANNUAL TOTAL RETURNS (6/30/16)

	YTD (As of 6/30/16)	1 yr	3 yr	5 yr	Incept.
BNY Mellon Large Cap Market Opportunities Fund - Class M	1.41%	-0.47%	9.75%	8.69%	10.86%
S&P 500® Index ³	3.84%	3.99%	11.66%	12.10%	-

The performance data quoted represents past performance, which is no guarantee of future results. Share price and investment return fluctuate and an investor's shares may be worth more or less than original cost upon redemption. Current performance may be lower or higher than the performance quoted. Year-to-date performance is not annualized. Please go to www.bnymellon.com/bnymellonfunds for the fund's most recent month-end returns. Total Expense Ratio: Class M 0.94%.

INVESTMENT STYLE CLASSIFICATION²



PORTFOLIO MANAGEMENT

Caroline Lee-Tsao (Investment Allocation)

INCEPTION DATE

7/30/10

TICKER

MMOMX

CUSIP

05569M418

ASSETS (FOR THE FUND)

\$87,363,297

HOLDINGS

81 (6/30/16)

DISTRIBUTION SCHEDULE

Annually

MORNINGSTAR CATEGORY

Large Growth

HISTORICAL PERFORMANCE

	Fund	Benchmark ³
2015	0.74%	1.38%
2014	8.90%	13.69%
2013	32.20%	32.39%
2012	14.37%	16.00%
2011	-4.27%	2.11%

¹ Portfolio composition is as of 6/30/16 and is subject to change at any time.

² The "Investment Style Classification" graphically depicts the fund's investment strategy as described in its prospectus. The horizontal and vertical axes describe the fund's investment style and market capitalization range for stocks in the fund's portfolio, respectively. The graphic supports asset allocation decisions and does not depict actual fund holdings at a point in time.

³ Source: Morningstar. Reflects reinvestment of dividends and, where applicable, capital gain distributions. The Standard & Poor's 500 (S&P 500) Composite Stock Price Index is a widely accepted, unmanaged index of U.S. stock market performance.

Not FDIC-Insured. Not Bank-Guaranteed. May Lose Value.



BNY MELLON
WEALTH MANAGEMENT

BNY MELLON LARGE CAP MARKET OPPORTUNITIES FUND – CLASS M

Goal/Approach

The fund seeks long term-term capital appreciation.

To pursue its goal, the fund normally invests at least 80% of its assets in equity securities of large cap companies. The fund currently considers large cap companies those with total market capitalizations of \$5 billion or more at time of purchase. The fund is designed to provide exposure to various large cap equity portfolio managers, investment strategies and styles. The fund's investment adviser monitors portfolio trading activity within the investment strategies to promote tax efficiency and avoid wash sale transactions. The fund invests directly in securities or in other mutual funds advised by the fund's investment adviser or its affiliates, referred to as underlying funds, which in turn may invest directly in securities. Allocations, subject to change at the discretion of the fund's portfolio manager, include the following underlying strategies.

1. Focused Equity Strategy (Target: 28%; Range: 0% to 50%). Irene D. O'Neill, a member of the large cap equity team at BNY Mellon Wealth Management and an employee of The Dreyfus Corporation (Dreyfus), is the primary portfolio manager of this strategy. This strategy invests in approximately 25-30 companies that are considered by the portfolio manager to be positioned for long-term earnings growth.
2. U.S. Large Cap Equity Strategy (Target: 18%; Range: 0% to 50%). This strategy, managed by Walter Scott and Partners Limited, is invested in companies with fundamental strengths that indicate the potential for sustainable growth.

3. Dynamic Large Cap Value Strategy (Target: 18%; Range: 0% to 50%). Brian C. Ferguson is the primary manager for the strategy, a position he has held since the strategy's inception. Mr. Ferguson is a senior vice president of The Boston Company Asset Management, LLC (TBCAM), an affiliate of The Dreyfus Corporation, and is also an employee of The Dreyfus Corporation. This strategy invests primarily in large cap securities that are viewed as attractive from three key areas: value, sound business fundamentals and positive business momentum. The port of the fund's assets allocated to the Dynamic Large Cap Value Strategy also may be invested in Dreyfus Strategic Value Fund, a mutual fund advised by The Dreyfus Corporation and co-managed by the same portfolio manager responsible for the fund's Dynamic Large Cap Value Strategy using substantially similar investment strategies as those used in managing this portion of the fund's assets.

4. U.S. Large Cap Growth Strategy (Target: 22%; Range: 0% to 50%). This strategy is managed by members of the Core Research team of TBCAM. This strategy normally is invested primarily in equity securities of companies of any market capitalization, although the strategy focuses on large cap U.S. companies, and also may be invested in Dreyfus Research Growth Fund, Inc. The sector weightings of this strategy generally are similar to those of the Russell 1000® Growth Index.

5. Income Stock Strategy (Target: 14%; Range 0% to 50%). John C. Bailer, dual employee of The Boston Company Asset Management, LLC (TBCAM) and Dreyfus, is BNY Mellon Income Stock Fund's primary portfolio manager. The underlying fund

(BNY Mellon Income Stock Fund) focuses on dividend-paying stocks and other investment techniques that provide income, selected through a disciplined investment process that combines modeling techniques, fundamental analysis and risk management.

The fund currently has no allocation to the following strategies:

1. Large Cap Growth Strategy (Range: 0% to 50%).
2. Appreciation Strategy (Range: 0% to 50%).
3. Large Cap Dividend Strategy (Range: 0% to 50%).

Portfolio Management

The investment adviser for the fund is BNY Mellon Fund Advisers, a division of The Dreyfus Corporation.

Effective January 1, 2016, Caroline Lee-Tsao is the fund's primary portfolio manager responsible for investment allocation. She is a senior investment strategist for BNY Mellon Wealth Management and manages the fund as an employee of The Dreyfus Corporation. Ms. Lee-Tsao has been employed by The Bank of New York Mellon since August 2013. She has also been employed by Dreyfus since December 2015.

Certain Risks

Equity funds are subject generally to market, market sector, market liquidity, issuer, and investment style risks, among the other factors, to varying degrees, all of which are more fully described in the fund's prospectus.

Investors should consider the investment objectives, risks, charges, and expenses of the fund carefully before investing. Contact your financial advisor to obtain a prospectus, or a summary prospectus, if available, that contains this and other information about the fund, and read it carefully before investing.



BNY MELLON
WEALTH MANAGEMENT